

IOP Conference Series

Earth and Environmental Science

The 12th International Interdisciplinary Studies
Seminar - Environmental Conservation and
Education for Sustainable Development



2309

VOLUME 239 - 2019

14 - 15 November 2018
Ijen Suites Hotel, Malang, Indonesia

The open access journal for conference proceedings

Environmental Science and Modelling

- OPEN ACCESS** 012001
Coping with climate change in a tropical karst island: Assessment of groundwater resources under HadCM3-GCM scenarios and proposed adaptive strategies
D K S Y Klaas, M A Imteaz, I Sudiayem, E M E Klaas and E C M Klaas
[+ View abstract](#) [View article](#) [PDF](#)
- OPEN ACCESS** 012002
The estimation of nutrient limit for predicting eutrophication using quantile regression model (case study: aquaculture pond at IBAT Punten, Batu)
E D Lusiana, M Musa and S Ramadhan
[+ View abstract](#) [View article](#) [PDF](#)
- OPEN ACCESS** 012003
Bentonite Enhanced Soil as an Alternative Landfill Liner in RikutJawu, South Barito
Yulian Firmana Arifin and Sambelum
[+ View abstract](#) [View article](#) [PDF](#)
- OPEN ACCESS** 012004
Molecular Identification and Potential Ethanol Production of Long-term Thermo-tolerant Yeast *Candida Tropicalis*
Zulfikar, Muhammad Choliz and C Chanson
[+ View abstract](#) [View article](#) [PDF](#)
- OPEN ACCESS** 012005
Impact of Climate Change on Flood Inundation Levels in Chereh Dam Failure Scenarios
Bambang Winarta, Pitojo Tri Juwono and Very Dermawan
[+ View abstract](#) [View article](#) [PDF](#)
- OPEN ACCESS** 012006
Effect of Carbonization Temperature Variations and Activator Agent Types on Activated Carbon Characteristics of Sengon Wood Waste (*Paraserianthes falcataria (L.) Nielsen*)
Yusuf Hendrawan, Nisrina Sajidah, Choirul Umam, Muohammad Riza Fauzy, Yusuf Wibisono and La Choviya Hawa
[+ View abstract](#) [View article](#) [PDF](#)
- OPEN ACCESS** 012007
Water Quality Assessment of Cimanuk River in West Java Using STORET Method
Ihya Sulthonuddin, Djoko Mulyo Hartono, Suyud Warno Utomo and Chairil Abdini Abidin Said
[+ View abstract](#) [View article](#) [PDF](#)
- OPEN ACCESS** 012008
Adsorption of Cu(II) in Aqueous Solution by Modified Sawdust Cellulose
Siti Mariyah Ulfa, Nur Chamidah and Andi Kurniawan
[+ View abstract](#) [View article](#) [PDF](#)
- OPEN ACCESS** 012009
Arjuna Mountain Forest Revegetation to Preserve Areas Around Springs
M Nugroho, Soemarmo, H Riniwati and A Afandhi
[+ View abstract](#) [View article](#) [PDF](#)
- OPEN ACCESS** 012010
River Water Pollution Indication in The Cimanuk River Downstream, Indramayu District
Ihya Sulthonuddin, Djoko Mulyo Hartono, Chairil Abdini Abidin Said and Suyud Warno Utomo
[+ View abstract](#) [View article](#) [PDF](#)

-
- OPEN ACCESS** 012011
In Vitro Environmental Stresses for Enhancing Withanolides Production in *Physalis angulata* L.
R Mastuti and M Rosyidah
[+ View abstract](#) [View article](#) [PDF](#)
-
- OPEN ACCESS** 012012
The Types and The Amounts of Organic Matter Influence Carbon Dioxide Production in The Reclaimed-Mine Tropical Soils
A R Saidy, A Hayati and M Septiana
[+ View abstract](#) [View article](#) [PDF](#)
-
- OPEN ACCESS** 012013
Weed Management in Dryland Paddy Farming for Environmental Conservation
Priyaji Agung Pambudi, Suyud Warno Utomo, Tarsoen Waryono and Djoko M. Hartono
[+ View abstract](#) [View article](#) [PDF](#)
-
- OPEN ACCESS** 012014
Morphology and production character of local eggplant based on principal component analysis
K. Yurlisa, M. D. Maghfoer, N. Aini and W. S. D. Yamika
[+ View abstract](#) [View article](#) [PDF](#)
-
- OPEN ACCESS** 012015
Carbon Footprint of Rice Production in Indonesia: An Analysis of National Statistics
Mufidah Afiyanti and Rose Novita Sari Handoko
[+ View abstract](#) [View article](#) [PDF](#)
-
- OPEN ACCESS** 012016
Biological Aspect of Indian Scad (*Decapterus russelli*) Caught by Purse Seine in North Coast of Sumenep Waters, East Java
Gatut Bintoro, Rudianto, Tri Djoko Lelono and Harend Syehbiarrahman
[+ View abstract](#) [View article](#) [PDF](#)
-
- OPEN ACCESS** 012017
The condensation behaviours of carbon dioxide on MgO surface
Irwansyah Putra Pradana and Lukman Hakim
[+ View abstract](#) [View article](#) [PDF](#)
-
- OPEN ACCESS** 012018
Smoothing Spline Nonparametric Path: Application for Green Product and Green Marketing Strategy towards Green Product Purchasing Intention
Adji Achmad Rinaldo Fernandes, Darmanto, Ani Budi Astuti, Solimun, Luthfatul Amaliana, Nurjannah, Indah Yanti, Endang Arisoelianingsih and Riyanti Isaskar
[+ View abstract](#) [View article](#) [PDF](#)
-
- OPEN ACCESS** 012019
Two Step Cluster Analysis for Tourist Segmentation Coastal Object for Green Marketing Strategy
Nurjannah, Darmanto, Solimun, Ani Budi Astuti, Adji Achmad Rinaldo Fernandes, Luthfatul Amaliana, Indah Yanti and Riyanti Isaskar
[+ View abstract](#) [View article](#) [PDF](#)
-
- OPEN ACCESS** 012020
Modeling of Multigroup Based Structural Equations with Path Analysis Approach (Application in Green Marketing Strategy in Traditional and Modern Food in Indonesia)
Indah Yanti, Darmanto, Solimun, Nurjannah, Ani Budi Astuti, Adji Achmad Rinaldo Fernandes, Luthfatul Amaliana and Riyanti Isaskar
[+ View abstract](#) [View article](#) [PDF](#)

- OPEN ACCESS** 012021
The Consistency of Bootstrap Resampling in Structural Model With PLS-PM Approach: Technology Acceptance Model in Green Marketing Management Strategy
Luthfatul Amaliana, Adji Achmad Rinaldo Fernandes, Nurjannah, Solimun, Ani Budi Astuti, Darmanto, Indah Yanti and Riyanti Isaskar
[+ View abstract](#) [View article](#) [PDF](#)
- OPEN ACCESS** 012022
Biplot Analysis on Mapping of Coastal Object of South Traffic Line of Malang with Variable of Service Marketing Mix
Ani Budi Astuti, Solimun, Darmanto, Luthfatul Amaliana, Adji Achmad Rinaldo Fernandes, Nurjannah, Indah Yanti and Riyanti Isaskar
[+ View abstract](#) [View article](#) [PDF](#)
- OPEN ACCESS** 012023
Mapping efforts of the advantages of local beef thermotolerance: comparison of sweating rate of *Peranakan Ongole* cattle and it's cross with *Bos taurus*
Ita Wahyu Nursita and Nur Cholis
[+ View abstract](#) [View article](#) [PDF](#)
- OPEN ACCESS** 012024
Reconstruction of Structural Flexibility And Acceptance Model (SFAM) in Green Marketing Mix Strategy
Solimun, Luthfatul Amaliana, Ani Budi Astuti, Adji Achmad Rinaldo Fernandes, Nurjannah, Darmanto, Indah Yanti and Riyanti Isaskar
[+ View abstract](#) [View article](#) [PDF](#)
- OPEN ACCESS** 012025
Reducing environmental effect of bark waste of Sengon (*Paraserianthes falcataria* L.) by applying as a source of green ingredients to lower glucose-related diseases
Masruri Masruri, Dinna Norani Pangestin, Pebri Ari Pangesti and Wahyuningyan Arini
[+ View abstract](#) [View article](#) [PDF](#)
- OPEN ACCESS** 012026
Analysis of biofilms as biomonitoring agent for Cu^{2+} and Pb^{2+} pollution in the lotic ecosystem
Andi Kurniawan, Lutfi Ni'matus Salamah, Yogita Ayu Dwi Susanti, Mutia Anisa Damaika, Yulisda Riladian Putri Guspinata, Wiwit Agustina Lestari and Siti Maryah Ulfa
[+ View abstract](#) [View article](#) [PDF](#)
- Environmental Technology and Green Material**
- OPEN ACCESS** 012027
Intelligent Precision Nitrogen Fertilizer Application Based on Speaking Plant Approach for Environmental Sustainability
Yusuf Hendrawan, Indah Mustika Sakti, Yusuf Wibisono, Muohammad Riza Fauzy, Choirul Umam and Sandra Malin Sutan
[+ View abstract](#) [View article](#) [PDF](#)
- OPEN ACCESS** 012028
In Vitro Anti-microbial Activity of Hydroethanolic Extracts of *Ruellia tuberosa* L.: Eco-friendly Based-product Against Selected Pathogenic Bacteria
Majida Ramadhan, Akhmad Sabarudin and Anna Safitri
[+ View abstract](#) [View article](#) [PDF](#)
- OPEN ACCESS** 012029
Fermentation of Cow Urine Collected from Ngabab Village, Malang: Its Potential as Liquid Fertilizer
Anna Safitri, Anna Roosdiana, Arie Srihardyastutie and Masruri
[+ View abstract](#) [View article](#) [PDF](#)
- OPEN ACCESS** 012030
Environmentally Friendly Power Generation Technology with Solar PV-Biogas in Rural Areas of Eastern Java
Aris Ansori, Bellina Yunitasari, Soeryanto and Muhaji
[+ View abstract](#) [View article](#) [PDF](#)

OPEN ACCESS

The Sumbawa Forest Honey as Preventive Agent for Organ Damaged Caused by Environmental Pollution

012031

Anna Roosdiana, Fajar Shodiq Permata and Putri Stefy Graf

[+ View abstract](#) [View article](#) [PDF](#)

OPEN ACCESS

Integration of Solar Energy Supply on the Smart Home Micro Grid to Support Efficient Electricity and Green Environment

012032

Purwanto, Hermawan and Suherman

[+ View abstract](#) [View article](#) [PDF](#)

OPEN ACCESS

Trichoderma sp., a potential producer for L-asparaginase isolated from *Sonneratia alba* in Aeng Sareh Beach, Madura

012033

AA Prihanto, G Swardhika and KA Pradarameswari

[+ View abstract](#) [View article](#) [PDF](#)

OPEN ACCESS

The Vehicle as a Mobile Sensor Network base IoT and Big Data for Pothole Detection Caused by Flood Disaster

012034

A Mochamad Rifki Ulil, Fiannurdin, Sritrusta Sukaridhoto, Anang Tjahjono and Dwi Kurnia Basuki

[+ View abstract](#) [View article](#) [PDF](#)

OPEN ACCESS

Carbonization Process of Water Hyacinth as an Alternative Renewable Energy Material for Biomass Cook Stoves Applications

012035

Wenny Maulina, Rani Kusumaningtyas, Zakiyah Rachmawati, Supriyadi, Artoto Arkundato, Lutfi Rohman and Endhah Purwandari

[+ View abstract](#) [View article](#) [PDF](#)

Environmental Education and Policy

OPEN ACCESS

The Perceptions of Local Communities toward Penang National Park

012036

Zakaria Hashim, Saiful Arif Abdullah and Shukor Md. Nor

[+ View abstract](#) [View article](#) [PDF](#)

OPEN ACCESS

Features, Innovation, and Environmental Sustainability of Mayangan Fish Port, Probolinggo, Indonesia: an analysis of MDS

012037

Rita Parmawati and Agung Sih Kurnianto

[+ View abstract](#) [View article](#) [PDF](#)

OPEN ACCESS

Local Wisdom-based Environmental Education through *Kikigaki* Method: Japan Experience and Lesson for Indonesia

012038

T D Effendi

[+ View abstract](#) [View article](#) [PDF](#)

OPEN ACCESS

Ecological and Socio-economic Sustainability of Ornamental Fish Business in Minapolitan Area of Blitar Regency, East Java, Indonesia

012039

Zainal Abidin, Budi Setiawan, Soemarno, Mimit Primyastanto and A. Sulong

[+ View abstract](#) [View article](#) [PDF](#)

OPEN ACCESS

The Model of Organic Paddy Farming Practices by Revitalization the Values of Local Wisdom in Malang Regency

012040

Z Abidin, A S Leksono, B Yanuwadi and M Purnomo

[+ View abstract](#) [View article](#) [PDF](#)

-
- OPEN ACCESS** 012041
Reduction of CO, NO_x and SO₂ emissions from the transfer of private vehicles to public transportation: a case study of Surabaya
R Boedisantoso, T N Ciptaningayu, A D Syafei, A F Assomadi, A Slamet and J Hermana
[+ View abstract](#) [View article](#) [PDF](#)
-
- OPEN ACCESS** 012042
Building Resilience for Communities in the Face of Damaged Coastal Ecosystems: A Case Study in Gerokgak Village, Buleleng Regency, Bali, Indonesia
Rudianto and Gatut Bintoro
[+ View abstract](#) [View article](#) [PDF](#)
-
- OPEN ACCESS** 012043
Local resilience towards overcoming floods of local climate change for adaptation: A study of marunda community in north Jakarta
G A Yoga Putra, R H Koestoer and I Lestari
[+ View abstract](#) [View article](#) [PDF](#)
-
- OPEN ACCESS** 012044
Model of Community Empowerment of Springs Preservation in Arjuna Mountains
M Nugroho, Soemarno, H Riniwati and A Afandhi
[+ View abstract](#) [View article](#) [PDF](#)
-
- OPEN ACCESS** 012045
Place Attachment Index of Landowners in Pandaan Sub-District, Pasuruan Regency, Indonesia
Gunawan Prayitno, Dian Dinanti, Safira Aulia Rusmi, Surjono and Z. Dwi Maulidatuz
[+ View abstract](#) [View article](#) [PDF](#)
-
- OPEN ACCESS** 012046
Social Capital and Community Participation on Infrastructure Development in Pajaran Village, Malang Regency Indonesia
Baiq Maulida Riska Farisa, Gunawan Prayitno and Dian Dinanti
[+ View abstract](#) [View article](#) [PDF](#)
-
- OPEN ACCESS** 012047
Analysis of Community-Based Educational Ecotourism Development Policy in Taman Beach Area, Pacitan Regency
SP Heru Wiwoho, Abdul Hakim, Harsuko Riniwati and Amin Setyo Leksono
[+ View abstract](#) [View article](#) [PDF](#)
-
- OPEN ACCESS** 012048
Exploring Joglo's Translocation as an Effort in Conserving Indonesian Vernacular Architecture (Case Study of Griya Joglo in Kampoeng Djawi)
Yusfan Adeputera Yusran, Y. V. Mahendar Bagaskara and Joko Triwinarto Santoso
[+ View abstract](#) [View article](#) [PDF](#)
-
- OPEN ACCESS** 012049
Does Environmental Risk Affect the Firms' Financial Performance?
Nila Firdausi Nuzula
[+ View abstract](#) [View article](#) [PDF](#)
-
- OPEN ACCESS** 012050
Cultural and Environmental Conservation through Community Service Program in Girimekar Village
Donny Trihanondo and Didit Endriawan
[+ View abstract](#) [View article](#) [PDF](#)

PAPER • OPEN ACCESS

The 12th International Interdisciplinary Studies Seminar - Environmental Conservation and Education for Sustainable Development

To cite this article: 2019 *IOP Conf. Ser.: Earth Environ. Sci.* **239** 011001

View the [article online](#) for updates and enhancements.



IOP | ebooks™

Bringing you innovative digital publishing with leading voices to create your essential collection of books in STEM research.

Start exploring the [collection](#) - download the first chapter of every title for free.

THE 12th INTERNATIONAL INTERDISCIPLINARY STUDIES SEMINAR



*“Environmental Conservation And Education
For Sustainable Development”*

November 14th – 15th, 2018
Ijen Suites Hotel, Malang
INDONESIA

**POSTGRADUATE SCHOOL OF
MULTIDISCIPLINARY STUDIES
BRAWIJAYA UNIVERSITY**



PREFACE

On behalf of the organizing committee, I extend my hands to welcome you at The 12th International Interdisciplinary Studies Seminar (IISS 2018).

Science is advancing rapidly and enables us to reveal and comprehend how this universe works. The scientists are naturally rewarded by the excitement to discover new things that bring them closer to the answer of their curiosity, while at the same time continuously providing contribution to human race in form of knowledge. The long contribution from the works of scientists around the world has brought us to a deeper knowledge, where the boundaries dispute between science disciplines become an obsolete issue. By promoting collaboration across disciplines, we will further extend the opportunity to discover an innovation, gain better understanding, and enhance the advancement of science body.

The International Interdisciplinary Studies Seminar is an annual scientific conference that provides a unique platform for scientists, researchers, and professionals across multiple disciplines to share their research advancements and critical ideas to address the environmental issues. For more than ten years, by recognising that environmental problems require an interdisciplinary approach to reach a holistic solution, the conference has facilitated the communication between scientists across disciplines in science to discuss the contemporary environmental issues and exchanging ideas to give solutions that can contribute to this planet.

I would like to express my gratitude to everyone who have supported this conference. I hope that the conference will facilitate a fruitful discussion, connect you with the other experts in the field, and further initiate a strong collaboration.

With best regards,

Dr.Sc. Lukman Hakim

Conference Chairperson

Brawijaya University

COMMITTEE

INTERNATIONAL EDITORIAL BOARD

Prof. Toru Matsumoto
University of Kitakyushu
JAPAN

Prof. Sun Kee Hong
Mokpo National University
REPUBLIC OF KOREA

Dr. Chairat Treesubsuntorn
King Mongkut's University of Technology
THAILAND

Prof. James Ketudat Cairns
Suranaree University of Technology
THAILAND

Dr. Saiful Arif Abdullah
National University of Malaysia
MALAYSIA

Prof. Sasmito Djati
Brawijaya University
INDONESIA

Amin Setyo Leksono, Ph.D
Brawijaya University
INDONESIA

Dr.Sc. Lukman Hakim
Brawijaya University
INDONESIA

Andi Kurniawan, Ph.D
Brawijaya University
INDONESIA

LOCAL SCIENTIFIC COMMITTEE

Dr. Bagyo Yanuwadi
Brawijaya University
INDONESIA

Dr. Harsuko Riniwati
Brawijaya University
INDONESIA

Dr.rer.nat. Arief Rachmansyah
Brawijaya University
INDONESIA

Dr. M. Firdaus
Brawijaya University
INDONESIA

Dr. Nugroho
Universitas Widya Gama
INDONESIA

Dr.Sc. Siti Mariyah Ulfa
Brawijaya University
INDONESIA

Nila Firdausi Nuzula, Ph.D
Brawijaya University
INDONESIA

Dr. Wike
Brawijaya University
INDONESIA

Luchman Hakim, Ph.D
Brawijaya University
INDONESIA

ORGANIZING COMMITTEE

Prof. Abdul Hakim
Director of Postgraduate
School

Amin Setyo Leksono, Ph.D
Vice Director I of Postgraduate
School

Dr. Endah Setyowati
Vice Director II of
Postgraduate School

Dr.Sc. Lukman Hakim
Chairperson

Indah Yanti, M.Si
Vice Chairperson

Mufidah Afiyanti, Ph.D
Secretary

Agustina Salama, MM
Treasurer

Adi Susanto
Treasurer

Nurfitriani, SP
Secretariat and Publication

Yeni Wulandari, SE
Secretariat and Publication

Nur Afni Fauziah, S.Pd
Secretariat and Publication

**Whindy Dwi Yunandhika,
S.Sos**
Secretariat and Publication

Dian Siswanto, Ph.D
Proceeding Division

Jehan Ramdani H., M.Si
Proceeding Division

M. Qomarudin, S.Si
Proceeding Division

Aditya Dedy Purwito, SE
Proceeding Division

Dodik Kurniawan, SE
Proceeding Division

Sri Wardhani, M.Si
Event Division

Prof. Zaenal Fanani
Event Division

Hermin Kusumangingsih, SP
Event Division

Nia Noviana, SST
Event Division

Ahmad Rosyid, SE
Event Division

Dr. Rita Parmawati
Banquet Division

Maria Lusianita, SE
Banquet Division

M. Solikin
Banquet Division

Teguh Srianto
Banquet Division

Dr. Setyo Widagdo
Documentation

Teguh Harianto
Documentation

M. Arif Rachman
Documentation

Suyadi, SE
Documentation

Riva Nuariska, SE
Documentation

Dr. Aminudin Afandhi
Transportation

Hendro Gunarto, S.Sos
Transportation


Eka Johansyahputra
Transportation

Budiono
Transportation

Feri Wibowo
Transportation

CONFERENCE DOCUMENTATION





PAPER • OPEN ACCESS

Peer review statement

To cite this article: 2019 *IOP Conf. Ser.: Earth Environ. Sci.* **239** 011002

View the [article online](#) for updates and enhancements.



IOP | ebooks™

Bringing you innovative digital publishing with leading voices to create your essential collection of books in STEM research.

Start exploring the [collection](#) - download the first chapter of every title for free.

Peer review statement

All papers published in this volume of *IOP Conference Series: Earth and Environmental Science* have been peer reviewed through processes administered by the proceedings Editors. Reviews were conducted by expert referees to the professional and scientific standards expected of a proceedings journal published by IOP Publishing.



PAPER • OPEN ACCESS

Carbonization Process of Water Hyacinth as an Alternative Renewable Energy Material for Biomass Cook Stoves Applications

To cite this article: Wenny Maulina *et al* 2019 *IOP Conf. Ser.: Earth Environ. Sci.* **239** 012035

View the [article online](#) for updates and enhancements.



IOP | ebooks™

Bringing you innovative digital publishing with leading voices to create your essential collection of books in STEM research.

Start exploring the collection - download the first chapter of every title for free.

Carbonization Process of Water Hyacinth as an Alternative Renewable Energy Material for Biomass Cook Stoves Applications

Wenny Maulina^{1*}, Rani Kusumaningtyas¹, Zakiyah Rachmawati¹, Supriyadi¹, Artoto Arkundato¹, Lutfi Rohman¹ and Endhah Purwandari¹

¹Department of Physics, University of Jember, Jember, East Java, 68121, Indonesia

*Corresponding author: wenny@unej.ac.id

Abstract. Water hyacinth is a source of biomass, easily found in large quantities from our environment and one of renewable energy sources. As for biomass fuel, it was prepared by carbonizing process. Carbonization of biomass (fueling) includes a process to increase the content of heating value of biomass. In this study, carbonization process was carried out for temperatures 400oC, 500oC and 600oC. Activated carbons were prepared from water hyacinth using NaOH activation (ACWH). Characterization of the ACWH were performed using Scanning Electron Microscopy-Energy Dispersive X-ray (SEM-EDX), Fourier Transform Infrared Spectroscopy (FTIR) and X-ray Diffraction (XRD). Other physical parameter such as moisture content, ash content and volatile matter were measured in this article. The result of SEM-EDX showed the pore size and element carbon of the ACWH increases with increasing carbonization temperature. The ACWH was containing functional groups representing phenols, hydroxyl, carboxyl and carbonyl groups. The increases carbonization temperature seems to be increasing crystallinity and crystal size of the ACWH. The physical parameter of the ACWH showed ash content increases when increasing the carbonization temperature. Nevertheless, parameter of moisture content and volatile matter was decreased. The study concludes that the carbonization temperature of the ACWH causes changes in the characteristics of the structure and composition of chemical compounds which are different from the origin.

Keywords: Biomass energy, Water hyacinth, Carbonization process

1. Introduction

Renewable energy is one alternative to resolve energy crisis in the future. Large amount of fossil energy using causes an energy crisis now. One of the uses of fossil energy by public is as a fuel. Cooking accounts for about 90% of the contribution in household energy consumption in developing countries. A majority of rural households use biomass to meet their heating and cooking need [1]. Biomass cook stoves remain an alternative renewable energy source, which abundant and easily to find. One of biomass sources that easily found in large quantities is water hyacinth. Water hyacinth (*Eichhornia crassipes*) is one of many water plants found in rivers, lakes or swamps. In this time, water hyacinth is considered a weed because of produce rapid growth almost around 1 m² in a period of less than two months. This reduce plankton productivity, interfere significantly with light penetration into water, which seriously endangers farmland irrigation and drainage, water transportation and human health



[2,3]. However, water hyacinth contains lignocellulose (60% cellulose, 8% hemicellulose and 17% lignin) and high carbon-nitrogen ratio, so that water hyacinth can use as an alternative renewable energy directly [4,5].

Biomass can be converted into alternative fuels by carbonized methods. Carbonization is a heat treatment at 400-800 °C which converts raw materials to carbon by minimizing the content of volatile matter and increasing the carbon content of the material. Carbonization of biomass includes a process to increase the biomass heating value. In addition, activated carbon can create an initial porous structure. The activated carbon has good flame properties and produces little smoke [6,7]. The variation of carbonization temperature that used in this study is 400 °C, 500 °C and 600 °C, respectively. Activated carbons prepared from water hyacinth (ACWH) by chemical activation using 25% NaOH. The ACWH were characterized by SEM-EDX, FTIR spectroscopy and XRD. Meanwhile, the content of moisture, ash and volatile matter of the ACWH were measured in this article too. Hence, the aim of this work is to study the influence of carbonization temperature of activated carbons from water hyacinth (ACWH) based on characteristics and physical parameter so that it can be used as an alternative renewable material for biomass cook stoves applications.

2. Material and Methods

Biomass fuels for cook stoves was prepared by the heat treatment using the carbonization process carried out in the furnace with temperature variations of 400°C, 500°C and 600°C for 60 min to obtain carbons from water hyacinth (CWH). To prepare activated carbons of water hyacinth (ACWH), CWH was chemically activated using 1:3 of 25wt% NaOH activator (Merck KGaA, Darmstadt, Germany). The ACWH is continued by heating and stirring using magnetic stirrer hotplate at 80°C with a rotating speed of ~350 rpm for 4 hours. Then, ACWH was washed with 2 M HCl (Mallinckrodt Baker, Inc, Paris, Kentucky) then washed again with distilled water for several times. Furthermore, the ACWH is dried in the oven at 100°C till the mass is constant. The activated carbons are hereafter referred to as ACWH400, ACWH500, ACWH600; the prefixes “ACWH” are abbreviated form of activated carbon from water hyacinth, and the numbering following “ACWH” represents the temperature carbonization.

The morphology of the ACWH was characterized by SEM-EDX (FEI, JEOL-JSM-6510LA). FTIR spectroscopy (Routine Spectrometers) was employed to identify the functional groups on the ACWH. The XRD patterns of the ACWH were obtained using PANanalytical type E’xpert Pro operating with a Cu K α ($\lambda = 1.54060 \text{ \AA}$) radioactive source. The obtained XRD patterns were analyzed using High Score Plus software and then matched with the International Center Diffraction Database (ICDD) in Powder Diffraction File (PDF). Crystallite size (L_c) is calculated according to the Debye Scherrer equation, namely [8]:

$$L_c = \frac{k\lambda}{\beta \cos \theta} \quad (1)$$

where the Scherrer constant (k) is 0.9, β is full width at half maximum (FWHM), and θ is the diffraction angle. Whereas for crystallinity is calculated by comparing the area of the crystal curve with the total area of amorphous and crystal [9].

$$\text{crystallinity} = \frac{\text{Broad crystal fraction}}{\text{Broad crystal fraction} + \text{amorphous outer fraction}} \quad (2)$$

Other physical parameter such as moisture content, ash content and volatile matter has been validated by Pusat Penelitian dan Pengembangan Hasil Hutan (P3HH)-Bogor using the SNI 06-3730-1995 method.

3. Results and Discussion

3.1. Characterization of SEM-EDX

The morphology structure and elemental of the carbons were observed by the Scanning Electron Microscopy (SEM) and the Energy Dispersive X-ray analysis (EDX), respectively. Figure 1 shows the SEM micrograph of the ACWH prepared at various carbonization temperatures (i.e 400°C, 500°C and 600°C). The SEM micrograph shows a rough and irregular area with different pore diameters distribution

over the surface of ACWH. The pore size of the activated carbons on the ACWH400, ACWH500 and ACWH600 were $0.380\ \mu\text{m}$, $0.532\ \mu\text{m}$ and $0.664\ \mu\text{m}$, respectively. According to this micrograph, it seems that the presence of wide pores resulted from chemical activation with NaOH during the carbonization process. The activation process causes more volatile matter to be released from activated carbons, which makes the remaining cellular structures open, resulting in pore formation [10]. The high pore size of ACWH400, ACWH500 and ACWH600 indicated to contribute their adsorptive effects [11].




Figure 1. Scanning electron micrographs of the activated carbons from water hyacinth with carbonization temperature of (a) 400°C (ACWH400), (b) 500°C (ACWH500) and (c) 600°C (ACWH600)

Table 1. The content of ACWH at various carbonization temperature

Element	wt%		
	ACWH400	ACWH500	ACWH600
C	81.34	82.65	82.26
O	16.60	14.02	14.53
Na	-	0.74	0.47
Mg	0.52	0.90	1.24
Cl	-	0.45	-
Ca	1.54	1.24	1.50

The results obtained from EDX elemental content of ACWH at various carbonization temperature dominated by carbon elements. Based on Table 1, the percentage of carbon elements on the ACWH400, ACWH500 and ACWH600 were 81.34 wt%, 82.65 wt% and 82.26 wt%, respectively. The three samples of ACWH have met the activated carbons quality standard according to SNI 06-3730-1995 with a minimum quality of activated carbons in powder form of 65%.

The percentage value shows the carbon content produced almost uniform and does not produce a significant difference. This shows that the activation process does not help the material to increase the carbon content in activated carbons of water hyacinth. Whereas, the activation process is the treatment of carbon which aims to enlarge the pore by breaking down hydrocarbons or oxidizing surface molecules so that the activated carbons undergoes changes in properties, both physical and chemical, i.e the surface expands and affects the adsorption power.

3.2. Characterization of FTIR

Figure 2 shows the influence of carbonization temperature on the surface functional groups of ACWH. The band at around $3324\ \text{cm}^{-1}$ can assigned to the O-H stretching vibration mode of the hydroxyl functional groups, due to the existence of cellulose and lignin [12]. In general, these bands show low intensity with increasing carbonization temperatures. It assumed that the some of the surface functional groups on the surface carbon was evaporated [13]. The asymmetric ($2927\ \text{cm}^{-1}$) C-H stretching and

symmetric (1316 cm^{-1}) C-H bending bands were associated with aliphatic functional groups and were observed in ACWH400 but not in ACWH500 and ACWH600, thus indicating a decreased non-polar aliphatic fraction [11]. A strong band at 1584 cm^{-1} is ascribed to C=C stretching variation in aromatic rings. The intensity of C=C stretching decreased at higher carbonization temperature which is assumed due to the bond cleavage in aromatic rings [13]. The band at around 1413 cm^{-1} can assign to the asymmetric C-H bending. The band at around 1060 cm^{-1} could be ascribed to phenolic C-O stretching vibration. Band observed appearing at around 873 cm^{-1} for C-C stretching. In short, the functional groups observed on the ACWH included phenols, hydroxyl, carboxyl and carbonyl groups. Reducing intensity of bands may support the process of the bond cleavage of C=C stretching indicating the progressive elimination of hydrogen functional groups, thus the pore size of ACWH become enlarged because of breaking down hydrocarbons or oxidizing surface molecules.

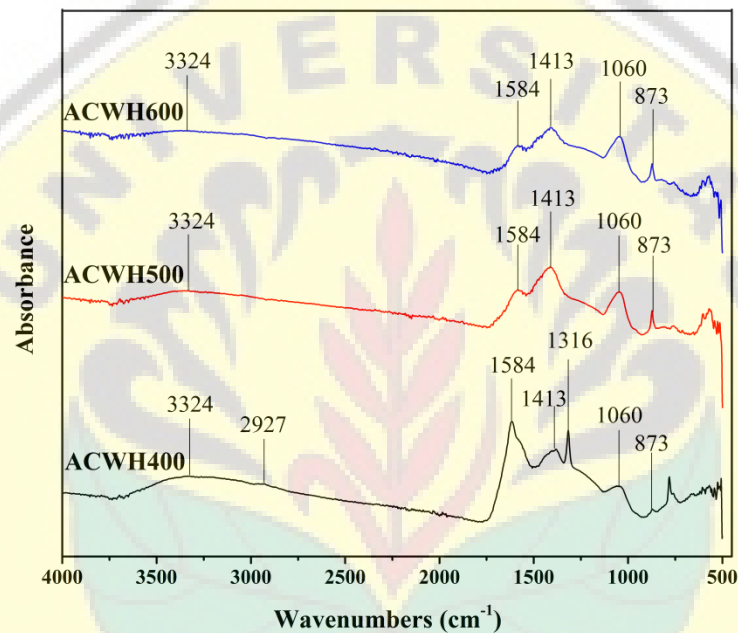


Figure 2. FTIR spectra of activated carbons from water hyacinth at various carbonization temperature

3.3. Characterization of XRD

XRD characterization obtained from a diffractogram graph showing the relationship between diffraction angle and intensity (Figure 3). Figure 3 shows that ACWH form a crystal and amorphous structure. The formation of crystal and amorphous structures due to water hyacinth contains lignin, hemicellulose, and cellulose. Lignin and hemicellulose have an amorphous structure, whereas cellulose has a crystalline structure [14].

The highest crystalline peaks of ACWH400, ACWH500 and ACWH600 at the position of diffraction angle 2θ are 24.33° , 31.68° and 29.40° , respectively. The ACWH400, ACWH500 and ACWH600 peaks are located at hkl (211), (310) and (113), respectively. The height of ACWH crystal peaks in Figure 3 with a variation of the carbonization temperature of 400°C , 500°C and 600°C shows that the increased carbonization temperature forms a higher crystalline peak.

The crystal peaks on the ACWH400, ACWH500 and ACWH600 have two phases. For ACWH400, it has a cellulose and carbon. ACWH500 has a cellobiose and carbon. Whereas, the ACWH600 has the glucose phase pentaacetate and carbon. The cellulose, cellobiose, and glucose phases pentaacetate show that the increase in carbonization temperature causes the breakdown of disaccharide compounds, namely cellulose into cellobiose and then into glucose [15]. This chemical transformation can be caused due to the microfibrils in the cell walls are formed from cellulose chain that are aligned and held together by hydrogen bonding between the hydroxyl groups on the repeating glucose units [16].

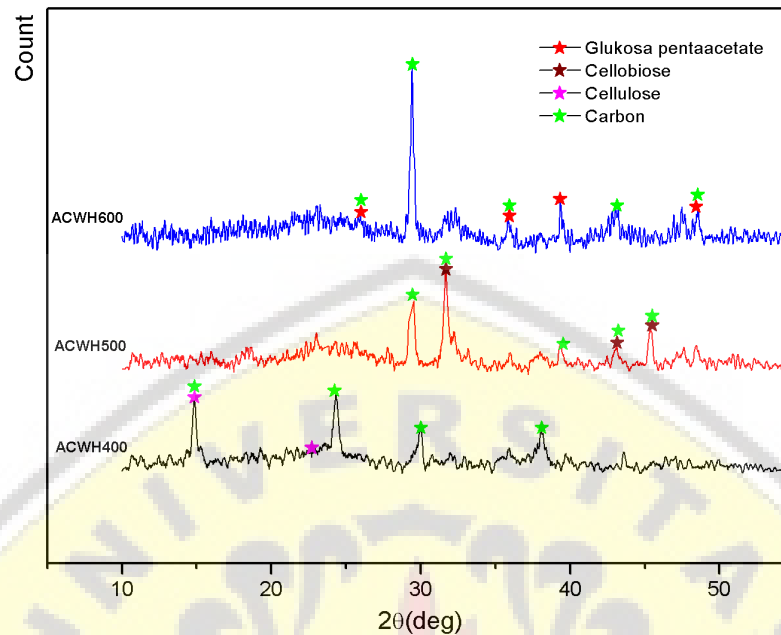


Figure 3. Diffractogram of activated carbons from water hyacinth

The size of the ACWH400, ACWH500 and ACWH600 are 17.98 nm, 28.62 nm and 78.36 nm, respectively. This shows that the increasing carbonization temperature causes a larger crystal size. Crystal size calculation is influenced by the FWHM value, if the value of FWHM gets smaller then the size of the crystal obtained will be even greater. Figure 3 shows that the increasing carbonization temperature causes an increasing crystalline peak high, sharp, and narrow so that the value of FWHM obtained is smaller which affects the size of the crystal obtained is getting larger.

Crystallinity functions to determine the number of crystals contained in a material. The crystallinity of the ACWH400, ACWH500 and ACWH600 are 33.61%, 36.04%, and 39.19%, respectively. This shows that crystallinity is increasing with increasing carbonization temperature. The increase in temperature in the carbonization process can lead to more intensive arrangement of carbon elements so that the carbon crystal structure is getting more organized [17].

3.4. Moisture Content

Level tests were carried out to determine the quality of ACWH and combustion characteristics. The higher the moisture content, the harder the material to burn [18]. The results of the moisture content are obtained as shown in Figure 4.

Based on Figure 4, it can be seen that the carbonization temperature can affect the moisture content contained on the ACWH. The moisture content of ACWH400, ACWH500 and ACWH600 are 8.03%, 5.61% and 4.98%, respectively. The increasing carbonization temperature can reduce the moisture content in activated carbons. The decreasing moisture content is due to the evaporation process of water during the carbonization process. The moisture content has obtained appropriate with SNI 06-3730-1995 standard, where the maximum moisture content in activated carbons in the form of powder based on SNI 06-3730-1995 is 15%.

3.5. Ash Content

Ash content is a percentage of the substances left over from the combustion process that have no carbon element. The higher the ash content in a material, the lower the quality because high ash content can reduce the level of calorific value [18]. The results of the ash content on the ACWH as shown in Figure 5.

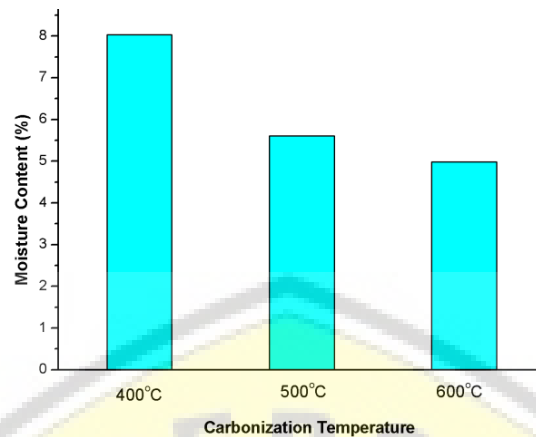


Figure 4. Moisture content of ACWH400, ACWH500 and ACWH600

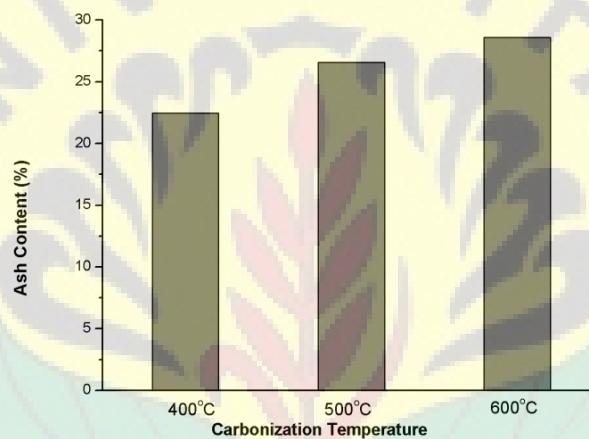


Figure 5. Ash content of ACWH400, ACWH500 and ACWH600

Figure 5 shows that the carbonization temperature affects the ash content contained on the ACWH. The ash content of ACWH400, ACWH500 and ACWH600 are 22.47%, 26.57% and 28.59%, respectively. The increase of carbonization temperature causes an increase of ash content but also provides a greater carbon content. According to Ristianingsih et al. [19], the high ash content is influenced by impurities contained in raw materials so that the mineral content is quite high and leaves ash as residual combustion. These impurities are in the form of minerals that cannot be oxidized by oxygen, such as SiO_2 , Al_2O_3 , Fe_2O_3 , CaO , and alkali. The ash content has below SNI 06-3730-1995 standards, where the maximum ash content in activated carbons in powder form is based on SNI 06-3730-1995 is 10%.

3.6. Volatile Matter

Volatile matter is substances that can evaporate as decomposition of compounds that are still present in materials other than water. The high levels of volatile matter will cause more smoke when ignited. The levels of volatile matter contained on the ACWH can be seen in Figure 6.

In Figure 6, it can be seen that the increasing carbonization temperature can reduce the levels of volatile matter contained on the ACWH. The volatile matter of ACWH400, ACWH500 and ACWH600 are 33.91%, 22.52%, and 15.69%, respectively. The volatile matter has obtained appropriate with SNI 06-3730-1995 standard, where the volatile matter in activated carbons powder based on a maximum SNI 06-3730-1995 is 25%.

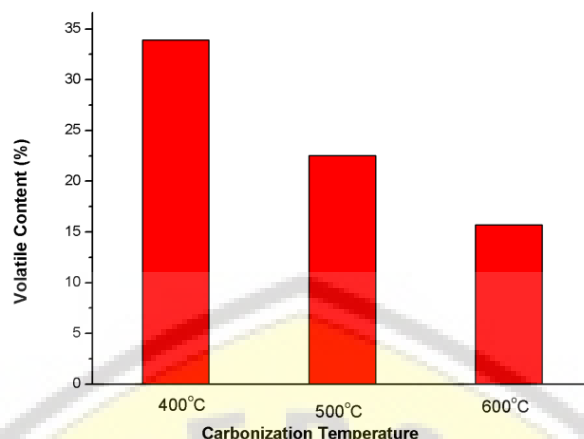


Figure 6. Volatile matter of ACWH400, ACWH500 and ACWH600

Acknowledgement

Thank you to the LP2M University of Jember for providing funding assistance through Keris Grants in 2018.

References

- [1] Sedighi M and Salarian H 2017 *Renewable and Sustainable Energy Reviews* **70** 656-665
- [2] Casco S L, Carnevali R P, Poi A S G and Neiff J J 2014 *American Journal of Plant Sciences* **5**(13) 1983-1994
- [3] Su W, Sun Q, Xia M, Wen Z and Yao Z 2018 *Resources* **7**(3) 46
- [4] Abdel-Fattah A F and Abdel-Naby M A 2012 *Carbohydrate Polymers* **87** 2109-2113
- [5] Njogu P, Kinyua R, Muthoni P and Nemoto Y 2015 *Energy and Power Engineering* **7** 209-216
- [6] Leimkuehler E P 2010 *Production, Characterization, and Applications of Activated Carbon A Thesis* The Faculty of the Graduate School University of Missouri
- [7] Basu P 2010 *Biomass Gasification and Pyrolysis: Practical Design and Theory* (Burlington: Academic Press)
- [8] Abdel-Aal E A, El-Midany A A and El-Shall H 2008 *Material Chemistry and Physics* **112** 202-207
- [9] Setianingsih T, Sutarno and Masruroh 2018 *Prinsip Dasar dan Aplikasi Metode Difraksi Sinar-X untuk Karakterisasi Material* (Malang: Universitas Brawijaya Press)
- [10] Manocha S M 2003 *Sadhana* **28**(1&2) 335-348
- [11] Li F, Shen K, Long X, Wen J, Xie X, Zeng X, Liang Y, Wei Y, Lin Z, Hung W and Zhong R 2016 *PloS ONE* **11**(2) e0148132
- [12] Huang Y, Li S, Chen J, Zhang X, Chen Y 2014 *Applied Surface Science* **293** 160-168
- [13] Allwar A 2012 *IOSR Journal of Applied Chemistry* **2**(1) 09-15
- [14] Lempang M, Syafii W and Pari G 2011 *Journal of Forest Product Research* **29**(3) 278-294
- [15] Oktaviananda C, Rahmawati R F, Prasetya A, Purnomo C W, Yuliansyah A T and Cahyono R B 2017 *AIP Conference Proceedings* **1823**(1) 1-7
- [16] Girgis B S, Temerk Y M, Gadelrab M M and Abdullah I D 2007 *Carbon Science* **8**(2) 95-100
- [17] Subyakto, Budiman I and Pari G 2012 *Wood Research Journal* **3**(2) 68-73
- [18] Karim M A, Ariyanto E and Firmansyah A 2014 *Reaktor* **15**(1) 59-63
- [19] Ristianingsih Y, Ulfa A, Syafitri R 2015 *Konversi* **4**(2) 16-22