



Contents :

Abusive Leadership, Surface Acting, and Compulsory Organization Citizenship Behaviors: The Moderating Role of Political Skill	01-09
Investors' Attitude towards Risk and Return in Indian Stock Market	10-18
Interest rate risk management of commercial Banks under interest rate liberalization	19-29
Empirical Analysis of Financial Distress of Selected Public Sector Undertakings in India	30-38
Job Satisfaction and Job Stress: An Empirical Study on Academicians in Goa	39-50
Ground Handler Impact in Bahrain International Airport	51-63
Influence of Marketing Mix against Marketing Performance Through the Orientation of the Batik Small Industry Market In East Java	64-71
Influence of Customer Relationship Management and Product Innovation on Market Orientation, Competitive Advantage in Improving the Marketing Performance of Food Industry Small Businesses In East Java	72-79
The Use of Modified Unified Theory of Acceptance and Use of Technology 2 Model to Analyse Factors Influencing Behavioural Intentions (A Study on Bukalapak Mobile App Indonesia)	80-84

IJBMI

Volume 8 - Issue 4-Version-I (April- 2019)

International Journal of Business and Management Invention

International Editorial Board

- ❖ Dr. Sayed Mahdi Golestan Hashemi
Head of the Iranian Research Center for Creatology, TRIZ & Innovation Science, Iran
- ❖ DR. Waspodo Tjipto Subroto, M.Pd
State University of Surabaya, Indonesia
- ❖ DR. P. Malyadri
Osmania University, India
- ❖ Dr. Makarand upadhyaya
cba, jazan university, jazan , Saudi Arabia
- ❖ Dr. Krishnamurthy Prabhakar
SRM University, India
- ❖ Dr. Joy Mukhopadhyay
ISBR Bangalore, India
- ❖ Prof. Dr. Mohammed Galib Hussai
Islamiah College, Vaniyambadi, India

Address: SC-89, Shastri Nagar,
Ghaziabad, India
Email: ijbmi@invmails.com
Website: www.ijbmi.org



Submit your paper in Invention Journals

Submissions must be original and should not have been published previously or be under consideration for publication while being evaluated by Invention Journals. All articles are subjected to a peer-review process. All submitted articles will be judged based on their quality. Authors are requested to submit their articles in M.S Word format to online submission process on Invention Journals website www.ijbmi.org

Terms of Submission

Papers must be submitted on the understanding that they have not been published elsewhere and are not currently under consideration by another journal. The submitting author is responsible for ensuring that the article's publication has been approved by all the other coauthors. It is also the authors' responsibility to ensure that the articles emanating from a particular institution are submitted with the approval of the necessary institution. Only an acknowledgment from the editorial office officially establishes the date of receipt. Further correspondence and proofs will be sent to the principal author before publication unless otherwise indicated. It is a condition of submission of a paper that the authors permit editing of the paper for readability.

Peer Review

All manuscripts are subject to peer review and are expected to meet standards of academic excellence. Submissions will be considered by an associate editor and if not rejected right away by peer-reviewers, whose identities will remain anonymous to the authors.

Paper Acceptance:

The final decision on publication is made by the Editor-in-Chief upon recommendation of the Editorial Board Members. If the manuscript is accepted for publication, it must not be published in any periodicals elsewhere without the permission of the editorial board

Copyright Form


Open Access authors retain the copyrights of their papers, and all open access articles are distributed under the terms of the Creative Commons Attribution license, which permits unrestricted use, distribution and reproduction in any medium, provided that the original work is properly cited.

The use of general descriptive names, trade names, trademarks, and so forth in this publication, even if not specifically identified, does not imply that these names are not protected by the relevant laws and Regulations.

While the advice and information in this journal are believed to be true and accurate on the date of its going to press, neither the authors, the editors, nor the publisher can accept any legal responsibility for Any errors or omissions that may be made. The publisher makes no warranty, express or implied, with Respect to the material contained herein.

Invention Journals Indexing Partners

All published paper in Invention Journals index in following world wide libraries.



International Journal of Business and Management Invention (IJBMI)

International Journal of Business and Management Invention (IJBMI) is an international journal intended for professionals and researchers in all fields of Business and Management. IJBMI publishes research articles and reviews within the whole field Business and Management, new teaching methods, assessment, validation and the impact of new technologies and it will continue to provide information on the latest trends and developments in this ever-expanding subject. The publications of papers are selected through double peer reviewed to ensure originality, relevance, and readability. The articles published in our journal can be accessed online.

The Features of IJBMI

- * Open access to all researchers
- * Fast publication process
- * Proper peer review process
- * Electromechanical Engineering
- * Suggestion to author if article need modification
- * Post-publishing work like indexing of each article to different database.
- * Journal publishes online as well as print version.
- * Print version dispatch to author within a week of online version
- * Journal provide digitally signed e-certificates to all author after the publication of paper

LIST OF JOURNALS :

- International Journal of Engineering and Science Invention (IJESI)**
- International Journal of Pharmaceutical Science Invention (IJPSI)**
- International Journal of Business and Management Invention (IJBMI)**
- International Journal of Humanities and Social Science Invention (IJHSSI)**
- International Journal of Mathematics and Statistics Invention (IJMSI)**

Contact US :

Web : www.ijbmi.org
Email : ijbmi@invmails.com

Influence of Marketing Mix against Marketing Performance Through the Orientation of the Batik Small Industry Market In East Java

Ana Komari¹, Andi Sularso², Sumiati³

(¹Doctoral Program at the University of August 17, 1945 Surabaya Indonesia)

(^{2,3}Lecturer at the University August 17, 1945 Surabaya Indonesia)

Corresponding Author: Ana Komari

ABSTRACT: This research investigates the role of product characteristics as a moderator on the marketing performance of small batik businesses in the East Java Bakorwil II region. The population is a number of batik industry entrepreneurs in Bakorwil II (Bojonegoro, Lamongan, Tuban, Jombang, Mojokerto, and Kediri) East Java, and a study sample of 276 respondents. The results showed that: product, price, distribution, and market orientation influenced the small batik industry business strategy. Promotion has no significant effect on business strategy. Product, price, distribution, promotion, market orientation, and business strategy of batik product's influence marketing performance. Negative significant product characteristics moderate the relationship of business strategy to marketing performance, thus the existence of product characteristic variables has not been able to increase the influence of business strategies on the performance of small batik industry marketing in the East Java Bakorwil II region.

KEY WORD: Marketing mix, Market Orientation, Business strategy, Product characteristic

Date of Submission: 29-03-2019

Date of acceptance: 09-04-2019

I. INTRODUCTION

The potential of East Java's wealth in the field of batik motifs and designs, as well as the unification of batik artisans in an association of batik artisans, will strengthen the position of East Java batik crafts on the world market. The variety of batik motifs in East Java, is to reflect the character of each community incorporated into the world of Mojopahit, this is certainly extraordinary that can be lifted. The commitment of batik artisans in the face of the ASEAN Economic Community, with the formation of craftsmen associations, will be increasingly motivated to better create, innovate and at the same time be able to share with friends for quality issues (<http://batik.go.id>, accessed Dec 12 2018). The Chair of the East Java Batik Crafters Association, said that the role of the regional government was very important in supporting the progress of the batik craft industry. Coaching and training, to ease in capital and marketing will greatly help East Java batik artisans compete in the Asian free market. The East Java Provincial Government has launched guidance on batik craftsmen, especially in terms of improving the quality of batik production, so that later batik from East Java is feasible to be displayed, both nationally and internationally. This study focused on the marketing performance of the batik industry in the Bakorwil II East Java region. Also will investigate the role of product characteristics as a moderator on the marketing performance of batik small businesses.

II. LITERATURE REVIEW AND HYPOTHESES

2.1 Marketing Mix

The marketing mix is a set of marketing tools used by companies to achieve their marketing goals in the intended target market (Kotler, 2015; Dita, 2015).

Batik Product

Batik products are illustrated fabrics that are specially made by writing or putting the night on the cloth, then the processing is processed in a certain way that has specificities (Siti, 2019; Edo, 2008; Ferdinand, 2013).

Batik Price

The price of batik is the exchange rate of a batik cloth with a unit of money agreed upon between the seller and the buyer (Siti, 2019; Kotler, 2015).

Distribution

Distribution is an activity that must be carried out by employers to channel, disseminate, transmit, and convey the goods that are marketed to consumers (Nevin, 1995).

Promotion

Promotion is a marketing activity that consists of communicating information between buyers and sellers including advertising, sales promotion, public relations, personal selling and direct marketing (Nwielaghi and Ogwo, 2013).

2.2 Market Orientation

Market orientation is a set of concrete actions that allow companies to maintain variations in market demand and supply and provide appropriate responses to various changes that occur (Jaworski and Kohli, 2006; Alan et al., 2003; Akmal and Ehsanul, 2015; Narver and Slater, 2010).

2.3 Business strategy

Business strategy is a means of organization that is used to achieve its objectives (Cravens, 2008).

2.4 Characteristics of batik products

The characteristics of batik products are the different conditions of a batik product compared to its competitors which can be offered to consumers to fulfill their needs. Product characteristics contain attributes as elements of a product that are considered important by consumers (Masiswo et al., 2017)

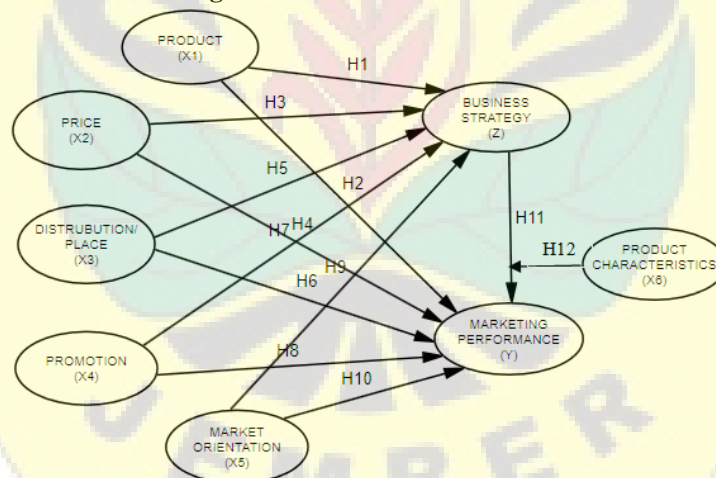
2.5 Marketing Performance

Marketing performance is essentially an achievement achieved by the organization seen from the results of its marketing work (Day and Wensley, 2008; Murphy, 2008).

2.6 Research Framework and Hypothesis

Based on the literature review and discussion described earlier, can a research framework be developed that explains the relationship between research variables. Fig. 1 illustrates the relationship between marketing mix strategies, market orientation, business strategy, product characteristics and marketing performance.

Figure 1: Research Framework



In this study the proposed hypothesis is as follows:

1. Batik products have a significant effect on business strategy.
2. Batik products have a significant effect on marketing performance.
3. The price of batik has a significant effect on business strategy.
4. The price of batik has a significant effect on marketing performance.
5. Distribution (place) of batik products has a significant effect on business strategy.
6. Distribution (place) of batik products has a significant effect on marketing performance.
7. Promotion of batik products has a significant effect on business strategy.
8. Promotion of batik products has a significant effect on marketing performance.
9. Market orientation of batik products has a significant effect on business strategy.
10. Market orientation of batik products has a significant effect on marketing performance.
11. The business strategy of batik products has a significant effect on marketing performance.
12. Characteristics of batik products significantly strengthen the relationship of business strategy to marketing performance.

III. RESEARCH METHODES

This study uses a questionnaire instrument. To measure data used Likert Scale, analysis using SEM. The study population was batik industry entrepreneurs in East Java Bakorwil II, and a sample of 276. Product variables used 3 indicators, namely: product quality, warranty system, and product size (Edo, 2008). Price variable uses 3 indicators, namely: discounts, credit systems, and special prizes (Kotler 2015). Distribution variables, use 3 indicators, namely: number of channels, ease of distribution, and channel cooperation (Ferdinand, 2013). Promotional variables use 3 indicators, namely: Intensity of advertising, being a sponsor, and interaction between parts of marketing with customers (Nwielaghiand Ogwo, 2013; Ferdinand, 2013). Variables Market orientation uses 3 indicators, namely: information, anticipation, and cross-functional coordination (Jaworski andKohli, 2006; Minto, 2005). The business strategy variable uses 3 indicators, namely: company objectives, competitive environment, and customer satisfaction (Andreas, 2008). Variables Product characteristics use 3 indicators, namely: product material, batik characteristics, and batik patterns (Masiswo et al., 2017). Variable marketing performance uses 3 indicators, namely: current sales volume, sales growth, and customer growth (Murphy, 2004).

IV. PRESENTATION OF RESULT AND DISCUSSION OF FINDINGS

Descriptive data analysis of 276 respondents showed that: The characteristics of respondents based on sex were mostly men, namely 55.1% compared to women 44.9%. Characteristics of respondents based on age, it can be seen that the dominant age range of 25-40 years is 54.3%, in the age range of 17-25 years it is 23.9%. The education level of the majority of respondents was high school, which reached 60.2%, diploma education was 23.9, while the remaining graduates were 15.9%.

Table 1: Characteristics of respondents (N = 276)

Characteristics		Frequency	Percent
Gender	Men	152	55,1
	Women	124	44,9
Age (years)	17-25	110	39,9
	25-40	150	54,3
	>40	16	5,8
Level of education	High school	166	60,2
	diploma	66	23,9
	Bachelor	44	15,9

4.1 Test of research instruments

Validity Test

From the result of Pearson product moment correlation, it is known that all question items in the questionnaire have a significant correlation at the error rate of 5%, so it can be said all the question items are valid.

Table 2: Validity and Reliability Test

Research variables	Indicator	Question Number	Pearson correlation	Coefficient Alpha (α)
Product	X1.1	01-03	0.950**	0,929
	X1.2	04-06	0.907**	
	X1.3	07-09	0.948**	
Price	X2.1	10-12	0.955**	0,829
	X2.2	13-15	0.947**	
	X2.3	16-18	0.955**	
Distribution/ Place	X3.1	19-21	0.810**	0,690
	X3.2	22-24	0.891**	
	X3.3	25-27	0.752**	
Promotion	X4.1	28-30	0.945**	0,771
	X4.2	31-33	0.535**	
	X4.3	34-36	0.863**	
Market Orientation	X5.1	37-39	0.739**	0,622
	X5.2	40-42	0.861**	
	X5.3	43-45	0.792**	
Product Characteristics	X6.1	46-48	0.925**	0,653
	X6.2	49-51	0.941**	
	X6.3	52-54	0.895**	
Business strategy	Z1	55-57	0.936**	0,923
	Z2	58-60	0.944**	
	Z3	61-63	0.933**	
Marketing Peformance	Y1	64-66	0.925**	0,762
	Y2	67-69	0.941**	

Y3	70-72	0.895**
----	-------	---------

** Correlation is significant at the 0.01 level (2-tailed).

Reliability Test

With cronbach alpha test (α) in this research indicate that all research variables are reliable, because all of alpha coefficient value from each research variable is bigger than standardized (0,6), so that each question item in measurement instrument can Used. The value of corrected total correlation items of all question items is greater than 0.3.

4.2 Confirmatory factor analysis.

Table 3, shows the overall results of confirmatory factor analysis / construct validity on the research measurement model. Construct validity and reliability are two tests to evaluate the ability of measurable variables in forming latent variables, in the Table below all manifests have a loading factor with a probability of less than 0.05, meaning significant in forming latent variables. It is also seen that each latent variable has a critical ratio construct of more than 0.2, which means it comes from one dimension (unidimensional).

Table 3: Confirmatory Factor Analysis

Research variables	Relationship	C. R.	Loading Factor (λ)	Probability
Product	Product →X1.1	Ref	0,862	0,000
	Product →X1.2	6,450	0,641	0,000
	Product →X1.3	6,074	0,518	0,000
Price	Price →X2.1	Ref	0,609	0,000
	Price →X2.2	6,664	0,990	0,000
	Price →X2.3	7,914	0,527	0,000
Distribution/ Place	Place →X3.1	Ref	0,773	0,000
	Place →X3.2	8,755	0,742	0,000
	Place →X3.3	8,530	0,645	0,000
Promotion	Promo →X4.1	Ref	0,666	0,000
	Promo →X4.2	5,408	0,486	0,000
	Promo →X4.3	7,090	0,830	0,000
Market Orientation	Orient →X5.1	Ref	0,903	0,000
	Orient →X5.2	15,361	0,799	0,000
	Orient →X5.3	19,280	0,917	0,000
Product Characteristics	Karakter →X6.1	Ref	0,562	0,000
	Karakter →X6.2	8,686	0,856	0,000
	Karakter →X6.3	8,800	0,832	0,000
Business strategy	Strategi →Z1	Ref	0,593	0,000
	Strategi →Z2	8,860	0,835	0,000
	Strategi →Z3	8,686	0,764	0,000
Marketing Peformance	Peform →Y.1	Ref	0,604	0,000
	Peform →Y.2	8,560	0,488	0,000
	Peform →Y.3	8,786	0,764	0,000

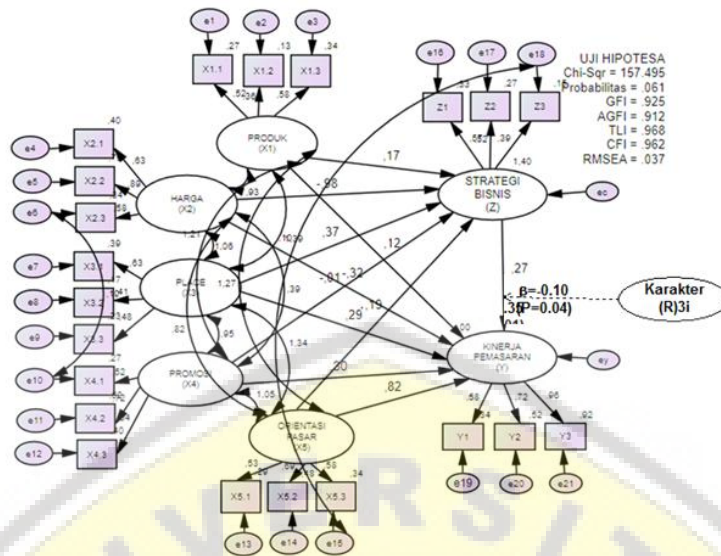
4.3 Goodness of Fit Test

The results of processing data using a sample of 276 shows Chi-square is 157,495 with a probability of 0.061. Meanwhile, from GFI, AGFI, TLI, CFI, RMSEA and CMIN / DF were 0.925, 0.912, 0.968, 0.962, 0.037 and 0.799 all in the range of acceptable values. The results are shown in Table 4 and Fig. 2.

Table 4: Evaluation the fit indices

Indices	Amounts reported
Chi Square	157.495
P Value	0,061
GFI (Goodness of Fit Index)	0,925
AGFI (Adjusted Goodness of Fit Index)	0,912
TLI (<i>Tucker Lewis Index</i>)	0,968
CFI (Comparative Fit Index)	0,962
RMSEA (Root Mean Square Error of Approximation)	0,037

Figure 2: Coefficient of Research Model Path



4.4 Hypothesis testing

Hypothesis testing is based on the estimated significance value of the research model parameters shown in Table 5.

Table 5: Hypothesis Testing

H	Relationship	Path coefficient	CR	P	Decision
H1	Batik products → Business strategy	0.166	4.950	0.000	accepted
H2	Batik products → Marketing Performance	0.118	3.729	0.000	accepted
H3	Price of batik → Business strategy	-0.977	8.839	0.000	accepted
H4	Price of batik → Marketing Performance	-0.319	4.318	0.000	accepted
H5	Distribution → Strategi Bisnis	0.368	3.279	0.000	accepted
H6	Distribution → Marketing Performance	0.292	4.492	0.000	accepted
H7	Promotion → Business strategy	-0.006	1.583	0.510	reject
H8	Promotion → Marketing Performance	0.304	2.246	0.000	accepted
H9	Market Orientation → Business strategy	0.195	2.144	0.005	accepted
H10	Market Orientation → Marketing Performance	0.823	8.126	0.000	accepted
H11	Business strategy → Marketing Performance	0.269	2.246	0.000	accepted
H12	Characteristics *Strategi → Marketing Performance	-0.103	3.900	0.041	reject

There is an influence of batik products on business strategy of 0.116, with a CR value of 4.950 and a value of P = 0,000. This shows that H1 is accepted. There is the influence of batik products on business strategy of 0.118, with a CR value of 3.729 and P = 0,000. This shows that H2 is accepted. There is an effect of batik prices on business strategies of -0.977, with a CR value of 8.839 and P = 0,000. This shows that H3 is accepted. There is an effect of batik prices on marketing performance of -0.319, with a CR value of 4.311 and P = 0.000. This indicates that H4 is accepted. There is a distribution effect (place) on batik products on business strategies of 0.368, with a CR value of 3.279 and a value of P = 0,000. This shows that H5 is accepted. There is an effect of product distribution on marketing performance of 0.292, with a CR value of 4.492 and a value of P = 0,000. This indicates that H6 is accepted. There is the effect of the promotion of batik products on business strategies of -0.006, with a CR value of 1.583 and P = 0.510. This shows that H7 is rejected. There is an effect of the promotion of batik products on marketing performance by 0.304, with a CR value of 2,246 and P = 0,000. This shows that H8 is accepted. There is an effect of the market orientation of batik products on business strategies of 0.195, with a CR value of 2.144 and P = 0.000. This shows that H9 is accepted. There is an influence on the

market orientation of batik products towards marketing performance of 0.823, with a CR value of 8.126 and a value of $P = 0.000$. This shows that H10 is accepted. There is the influence of the company's business strategy on batik products on marketing performance of 0.269, with a CR value of 2,246 and a value of $P = 0,000$. This shows that H11 is accepted. There is the influence of moderating variables (product characteristics * business strategy) on marketing performance by -0.103, with a CR value of 3.900, and a significance of 0.041. This shows that H12 is rejected.

The influence of explanatory variables can be studied further to get a more comprehensive discussion of the results of the study, then the results of this study are explained as follows:

Influential Batik Products Against Business Strategies

According to the hypothesis 1, this shows that batik products contributed to the business strategy of 16.6%. From the results of factor analysis, it is known that the dominant factor that shapes batik products is product quality, which means that the consumers prioritize the quality of batik products which are guaranteed, the quality of products is maintained, and good quality products. The dominance of product quality indicators on batik product variables in this study, the small batik industry in the East Java Bakorwil II region, deserves more attention to the quality indicators of this product, because with good product quality it will be able to raise the small batik industry business strategy. This can be done by always innovating and creating new products with patterns and motifs that can meet the wants and needs of consumers.

Influential Batik Products on Marketing Performance

According to hypothesis 2, this shows that batik products contribute to marketing performance by 11.8%. The results of the study are in accordance with Sri's (2011) study, which found that prices significantly influence marketing performance. The results of the study are in accordance with the research with Adelina et al. (2016).

Influential Batik Prices on Business Strategies

According to hypothesis 3, this shows that the price of batik contributes to the business strategy of 97.7%. From the results of the factor analysis, it is known that the dominant factor that shapes the price of batik is the price discount indicator, meaning that the respondents prioritize the discounted price of the batik price, namely: this batik company, giving a customer discount; this batik company, giving discounts to customers; and the company provides discounts to customers followed by giving special gifts to customers, namely this batik company, giving special gifts to customers; company, giving gifts to repeat purchases to customers; and special gifts for certain days for customers.

Batik Prices Influence On Marketing Performance

According to hypothesis 4, this shows that the price of batik contributes to marketing performance by 31.9%. The research results are in line with Minto's research findings (2014); Sri, (2011) which shows that prices significantly influence marketing performance.

Influential Distribution of Business Strategies

According to hypothesis 5, this shows that the distribution strategy contributes to the business strategy of 36.8%. From the factor analysis, it is known that the dominant factors that shape the batik product distribution are indicators of distribution channel cooperation, meaning that respondents prioritize the distribution of smooth batik products where small batik industry companies have a collaboration of distribution channels with post office networks; batik small industry has a collaboration of distribution channels with other parties; and the small batik industry has a distribution channel collaboration with agents.

Influential Distribution of Marketing Performance

According to hypothesis 6, this shows that the distribution strategy contributes to marketing performance by 29.2%. The results of the study are consistent with the findings of Siti (2009); Hanny (2014) which shows that marketing strategies, marketing orientation and high competitive advantage can improve the performance of batik companies.

Influential Promotion of Business Strategies

Not accepted by hypothesis 7, this indicates that the promotion strategy has not contributed to the business strategy. This could happen due to the lack of serious handling of the promotion strategy carried out by the small batik industry in the East Java Bakorwil II Region. The batik industry is indeed experiencing significant developments, especially in the East Java Bakorwil II Region, this can be seen with the number of people using clothes with batik cloth motifs. But the results of this study indicate that promotion of what has

been done has not had an impact and has not supported the batik industry business strategy. Therefore, it is appropriate for more local governments to participate in conducting promotions to help small batik industries in East Java.

Batik Product Promotion Influences Marketing Performance

According to the hypothesis 8, this shows that the product strategy contributes to marketing performance by 30.4%. From the results of factor analysis, it is known that the dominant factor that shapes the product is the interaction with customers. This dominance means that the batik industry should pay more attention to the Interaction with customer indicators because respondents prefer the interaction with customers. The results of the study are in accordance with the findings of Ika (2017); Selang (2013) which informs the influence of distribution channels, prices and promotions on sales volume.

Influential Market Orientation Against Business Strategies

According to the hypothesis 9, this shows that the market orientation strategy contributes to business strategy by 19.5%. From the factor analysis, it is known that the dominant factor that forms market orientation is cross-functional coordination, meaning that respondents prioritize cross-functional coordination, namely: Coordination in the ranks of companies is one of the company's strategic factors; coordination between functions within the company is always carried out by the company; and all ranks have involvement in solving various problems related to the market (Nur'aini and Sanaji, 2013).

Influential Market Orientation on Marketing Performance

According to hypothesis 10, this shows that the market orientation strategy contributes to marketing performance by 82.3%. The results of the study are consistent with the findings of Siti (2009) which shows that marketing strategies (product, price, promotion, and distribution), and marketing orientation, have a positive influence on marketing performance (Subin and John, 2004).

Influential Business Strategies on Marketing Performance

According to the hypothesis 11, this shows that the business strategy contributes to marketing performance by 26.9%. From the results of factor analysis, it is known that the dominant factors that shape the batik product business strategy are organizational goals, meaning that respondents prioritize organizational goals, namely: The company always works in accordance with the vision that has been proclaimed beforehand; the company always works according to the mission that has been proclaimed beforehand; and the company always works in accordance with the stated objectives. The results of the study are in accordance with the findings of Eric and Hult (2007).

Product Characteristics Positively Moderate The Relationship Of Business Strategy To Marketing Performance

The failure of hypothesis 12 shows that the existence of product characteristic variables cannot increase the effect of business strategy on the performance of small batik industry marketing in the East Java Bakorwil II region. The results of this study indicate that the characteristics of production factors are not the most important factors in determining the performance of the supplier. This can happen because consumers consider that the quality of batik cloth, batik characteristics, and batik designs (batik patterns, batik colors) in almost all batik products is the same, what might happen is that each region has its own characteristics. Therefore, consumers will look for and buy batik cloth according to the area of origin of batik, where each region in the East Java region of Bakorwil II which produces batik cloth, has its own characteristics.

V. CONCLUSIONS AND RECOMMENDATIONS

The results showed that: Products, Prices, Distribution, and the Market Orientation of batik products had a significant effect on the small batik industry business strategy in the East Java Bakorwil II region. Promotion has no significant effect on the small batik industry business strategy in the East Java Bakorwil II region. Product, Price, Distribution (place), Promotion, Market Orientation, and Business Strategy of batik products have a significant effect on the marketing performance of small batik industries in the East Java Bakorwil II region. The characteristics of batik products are negatively significant, moderating the relationship between business strategies and the performance of small-scale batik industry marketing in the East Java Bakorwil II region. The existence of product characteristic variables has not been able to increase the influence of strategy on the performance of small batik industry marketing in the East Java Bakorwil II region.

It is recommended that the industry to always improve product quality, and adjust product prices with product quality, besides that the product must be unique compared to products from other batik industries, so that the products owned are superior. This can be done by always improving product attributes such as: product

quality, more highlighting the uniqueness of batik products owned, and providing multifunctional products, which will ultimately provide a more realistic picture of the ability of small batik industries to meet consumer needs. Besides that, it is also necessary to pay attention to the orientation of the small batik industry, business market, because of the large influence of market orientation on marketing performance. Likewise, the characteristics of the product need attention, because it has an impact on the sustainability of the batik industry. Twoother researchers, it is suggested to examine further the factors that influence business strategies and marketing performance, especially in the small batik industry. Given the many factors that influence marketing performance in the industry, which are not only related to the variations found in this study, but also related to other variables that have not been included in this study.

BIBLIOGRAPHY

- [1] Adelina A.L., James M., & Imelda O. (2016). The Influence Of Market Orientation And Product Innovation on Marketing Performance At PT. BPR Prisma Dana Amurang. *Jurnal EMBA* 4(1)(Maret 2016), 1330-1339.
- [2] Akmal S.H., & Ehsanul H. C. (2015). Market Orientation in Service Firms-An International Comparative Study. *Business Economics and Management 2015 Conference, BEM2015*, 16-23. Available online at www.sciencedirect.com
- [3] Alan,T., Leo, S., Oliver Y., & Raymond, C. (2003). Market Orientation and Business Performance in Chinese Business Environment. *Journalof BusinessResearch* 5(6), 227-239.
- [4] Andreas, & Larsson (2008). How can R&D strategy be shaped, integrated and monitored to support corporate strategy?: A theoretical framework. *Business Administration and Social Sciences / Industrial Organization*. <http://epubl.ltu.se/1402-1773/2004/095/index-en.html>. ISSN 1402-1773 / 1-45. On access 07-01-2017
- [5] Cravens, David W. (2008). "Strategic Marketing", Sixth Edition. New Delhi: IrwinMcGraw Hill
- [6] Day, G.& Wensley, R. (2008). Assessig Advantage: A Framework for Dianostic Competitive Superiority. *Journalof Marketing*. 52, 431-454
- [7] Dita A. (2015). Effect of Marketing Mix on Small and Medium Business Performance. *Jurnal Pengabdian Kepada Masyarakat* 21(81)(Sep. 2015)Tahun XXI.
- [8] Edo R. (2008). The Effect of Marketing Mix Elements on Brand Equity. *Research Associate, The Institute Of Economics, Zagreb, Croatia Economic Survey*, 53-80.
- [9] Eric M.O.,S., & Hult, G. T.M. (2007).The Performance Implications of Fit Among Business Strategy, Marketing Organization Structure, and Strategic Behavior. *Journal of Marketing, Performance Implication of Fit*, Vol 69 (Juli 2007), 49-65.
- [10] Ferdinand,A. (2013). "Sustainable Competitive Advantage: Sebuah Eksplorasi Model Konseptual". Semarang: BP-UNDIP
- [11] Hanny A. S. (2014). The Effect of Distribution Channels and Prices on Increasing Sales Volume at PT Fastrata Buana, Tbk. *Jurnal Ilmu & Riset Manajemen* 3(9), 1-15.
- [12] Ika L.M. (2017).Effect of Distribution Channels, Prices and Promotions on Sales Volume at Tempe Putra KL Home Industry in Socah District in 2016. *Jurnal Ilmu dan Pendidikan Ekonomi-Sosial*. 1(1)(Nov. 2017), 31-44
- [13] Jaworski, B.J. & Kohli A.K. (2006). Market orientation: antecedents and consequences. *Journal of Mark*, Vol. 57, 53-70.
- [14] Kotler, P. (2015). "Manajemen Pemasaran. Edisi Kesebelas. Edisi Bahasa Indonesia". Jakarta: PT. INDEKS Kelompok Gramedia.
- [15] Masiswo M., Joni S., Vivin A., & Guring B. M. (2017). Karakteristik Fisik Produk Batik Dan Tiruan Batik. *Jurnal Dinamika Kerajinan & Batik*34(2)(Des. 2017, 103-112
- [16] Minto W. (2005). "The Influence of Cigarette Prices, Organizational Culture, Market Orientation, Promotion of Marketing Performance in Small Cigarettes Hand Kretek Cigarettes in East Java". Disertasi, Program Pascasarjana universitas airlangga Surabaya
- [17] Murphy, K.R., & Davidshofer, C.O. (2008). "Psychological Testing, Principlesand Applications sixth Edition". New Jersey: Pearson EducationInternational
- [18] Narver, J.C.,& Slater, S.F. (2010). The Effect of Market Orientation onBusiness Profitability, *Journal of Marketing*, 54 (4), 20-35
- [19] Nwielaghi, B. M. & Ogwo, E. (2013). Trade Sales Promotion Strategies and Marketing Performance in the Soft Drink Industries in Nigeria. *International Journal of Marketing Studies*, 5(4), 96-109
- [20] Nevin.J.R. (1995).Relationship Marketing and Distribution Channels : Exploring Fundamental Issues. *Journal of The Academy of MarketingScience*, 23(4), 327-334
- [21] Nur`aini M. & Sanaji (2013).Effect of Market Orientation on Marketing Performance Through Innovation. *Jurnal Ilmu Manajemen | 1(4)(July 2013)*, 1-12
- [22] Selang, C.A.D. (2013). Marketing Mix Effect on Consumer Loyalty on the Fresh Mart Bahu Mall Manado. *Jurnal EMBA* 1(3)(June 2013), 71-80.
- [23] Siti F. (2009). "Effect of Marketing Mix, and Market Orientation on Competitive Advantages in Increasing Marketing Performance in Batik Companies in Surakarta". Disertasi Program Doktor Ilmu EkonomiProgram PascasarjanaUniversitas 17 Agustus 1945 Surabaya2009
- [24] Sri M.S. (2011). The Effect of Product Promotion, Price and Excellence on Marketing Performance (Case Study on Honda Vario Products of PT Prima Zirang Utama in Semarang).<http://lib.unnes.ac.id/10358/>
- [25] Subin I., & John P. W.(2004).Market Orientation, Creativity, and New Product Performance in Higt-Technology Firms. *Journal of Marketing*, 114-132.

Ana Komari" Influence of Marketing Mix against Marketing Performance Through the Orientation of the Batik Small Industry Market In East Java" *International Journal of Business and Management Invention (IJBMI)*, vol. 08, no. 04, 2019, pp 64-71

International Journal of Business and Management Invention



Address: SC-89, Shastri Nagar,
Ghaziabad, India
Email: ijbmi@invmails.com
Website: www.ijbmi.org



ISSN 2319-8028

