


Journal of Taibah University Medical Sciences



Bi-monthly Peer-reviewed journal

Indexed with Scopus Sciencedirect, Index Copernicus Ltd.
Index Medicus for East Mediterranean Region Under WHO.
A full member of Committee on Publication Ethics (COPE)

Volume 13 Issue 6 December 2018 — ISSN 1658-3612






TABLE OF CONTENTS

- **Description** p.1
- **Abstracting and Indexing** p.1
- **Editorial Board** p.1
- **Guide for Authors** p.4



ISSN: 1658-3612

DESCRIPTION

The *Journal of Taibah University Medical Sciences* is a bi-monthly peer reviewed publication. Authors are invited to submit articles for publication, reporting original work in **clinical** and **basic medical sciences** covering topics from **Medicine, Dentistry, Nursing, Pharmacy, and Applied Medical Sciences**. Review and Editorial articles are by invitation only. However, those received and found to be of an outstanding nature will be considered for publication. Other regular features within the journal include, Case Reports, Letters to the Editor, and Updates which detail symposia, conferences and workshops located primarily in the Kingdom of Saudi Arabia and the Gulf countries.

The Journal has recently devoted a new Students' Section where the research projects written by the students shall be entertained. All students from the **medical, dental, and allied science** faculties are invited to participate in this educational and research activity. The peer review shall be performed by senior academicians with a view to guide and supervise the students in medical research and publications.

ABSTRACTING AND INDEXING

Directory of Open Access Journals (DOAJ)

EDITORIAL BOARD

Editor-in-Chief

Khalid Ibrahim Khoshhal, Department of Orthopedics and Consultant Pediatric Orthopedic Surgeon, Vice Rector for Graduate Studies and Scientific Research, Taibah University, Almadinah Almunawwarah, KSA

Deputy Editor-in-Chief

Salman Yousuf Guraya, College of Medicine, University of Sharjah UAE

Editorial Board

Abdel Galil Abdel-Gader, Department of Basic Medical Sciences, King Saud ben Abdul Aziz University for Health Sciences, Riyadh, KSA

Fawzia Ahmed Habib, Department of Obstetrics and Gynecology, Taibah University, Almadinah Almunawwarah, KSA

Hossam Hamdy, Department of Pediatric Surgery, University of Sharjah, Sharjah, United Arab Emirates

Ibrahim Ali Alorainy, Department of Radiology, King Saud University, Riyadh, KSA

James Jarvis, Department Orthopedic Surgery, University of Ottawa, Ottawa, Ontario, Canada Orthopedic Surgery, University of Ottawa, Ottawa, Ontario, Canada

Khalid Al-Samadani, Department of Restorative Dental Sciences, Taibah University, Almadinah Almunawwarah, KSA

Khalid Rida Murshid, Department of Surgery, Taibah University, Almadinah Almunawwarah, KSA

Mohamed Najib Attala, Professor of Anesthesiology, Cleveland Clinic, Cleveland, Ohio, United States of America

Mohammed Hannan, Department of Genetics, Advisor Centre for Genetic and Inherited Diseases, Taibah University, Almadinah Almunawwarah, KSA

Muhamad Saiful Bahri, Department of Medical Education, Universiti Sains Malaysia, Kelantan, Malaysia

Rayaz Malik, Department of Cardiovascular Medicine, Manchester Royal Infirmary and University of Manchester, Manchester, United Kingdom

Tony Freemont, Department of Osteoarticular Pathology, University of Manchester, Manchester, United Kingdom

Publication Assistant

Zain Sahl Farsi

Advisory Board

Abdelhadi M. Habeb, Department of pediatric endocrinology, Prince Muhmmad bin Abdulaziz National Guard Hospital, Almadinah Almunawwarah, KSA

Abdelmohsen Al Zalabani, Department of family medicine, Taibah University, Almadinah Almunawwarah, KSA

Abdelmonem Al Hayani, Department of anatomy, King Abdulaziz University, Jeddah, KSA

Adnan A. Almazrooa, Department of anesthesia and I.C.U, Taibah University, Almadinah Almunawwarah, KSA

Ahmed M. Bawazeer, Department of ophthalmology, King Abdulaziz University, Jeddah, KSA

Al Johara A. Quaiz, Department of family and community medicine, King Saud University, Riyadh, KSA

Almaramhi Hamdi, Department of paediatric surgery Taibah University, Almadinah, Almunawwarah, KSA

Andy Garner, Department of pharmacology, Keele University, Keele, United Kingdom

Ayman Abdo, Professor of Medicine and Gastroenterology, College of Medicine, King Saud University, Riyadh, Kingdom of Saudi Arabia

Basil Alshaikh, Associate Professor of Physiology, College of Medicine, Dammam University, Dammam, Kingdom of Saudi Arabia

Bassem Y. Sheikh, Department of neurosurgery, Taibah University, Almadinah Almunawwarah, KSA

David Y. Thomas, Department of biochemistry and molecular genetics, McGill University, Montréal, Canada

Douglas Corfield, Department of medical sciences, University of Manchester, Manchester, United Kingdom

Esmail Niazy, Professor of Pharmaceutics, College of Pharmacy, Taibah University, Almadinah Almunawwarah, Kingdom of Saudi Arabia

Fadi Munshi, Department of medical education, King Saud bin Abdulaziz University for Health Sciences, Riyadh, KSA

Hassan Nasrat, Department of obstetrics and gynecology , King Abdulaziz University, Jeddah, KSA

Hosam G. Abdelhady, Department of pharmacy and pharmaceutical sciences, Taibah University, Almadinah Almunawwarah, KSA

Hussain A. Yamany, Department of cardiology, Taibah University, Almadinah Almunawwarah, KSA

Hussam M. Yousef, Department of surgery, Prince Sultan Military Medical City, Riyadh, KSA

Ibrahim Al Alwan, Professor of Pediatrics and Pediatric Endocrinology, College of Medicine, King Saud bin Abdulaziz University for Health Sciences, Riyadh, Kingdom of Saudi Arabia

Imed Gallouzi, Department of biochemistry and cancer biology , McGill University, Montréal, Canada

Khalid Bin Abdulrahman, Professor of Family Medicine and Medical Education, College of Medicine, Al-Imam University, Riyadh, Kingdom of Saudi Arabia

Lubna Al Ansary, Department of family and community medicine, King Saud University, Riyadh, KSA

Mansour Al Nozha, Professor of Medicine and Cardiology, Almadinah Almunawwarah, Kingdom of Saudi Arabia

Maroof A. Khan, Professor of ENT and Head and Neck Surgery, King Edward Medical University, Lahore, Pakistan

Muhammad S. Zafar, Department of Restorative Dentistry, College of Dentistry, Taibah University, Almadinah Al Munawwarah, Saudi Arabia

Mohammad A. Zolaly, Pediatric hematology oncology, Taibah University, Almadinah Almunawwarah, KSA

Mohamad Alhadramy, Department of Medicine and Endocrinology, Barakat Taibah Medical Center, Almadinah Almunawwarah, Kingdom of Saudi Arabia

Mohammed O. AIRukban, Department of family medicine, King Saud University, Riyadh, KSA

Mohammed Y. Al Naami, Department of surgery, King Saud University, Riyadh, KSA

Muhammad A. Wajid, Department of orthopedic surgery, Shalamar Medical and Dental College, Lahore, Pakistan

Mustafa Saleh, Professor of Pediatrics and Pediatric Neurology, College of Medicine, King Saud University, Riyadh, Kingdom of Saudi Arabia

Nasir A. Al Jurayyan, Professor of Pediatrics and Pediatric Endocrinology, College of Medicine, King Saud University, Riyadh, Kingdom of Saudi Arabia

Nick London, Professor of Vascular and Endocrine Surgery, Leicester University NHS, Leicester, United Kingdom

Omar Kasule, Professor of Epidemiology and Bioethics, King Fahad Medical City, Riyadh, Kingdom of Saudi Arabia

Saleh Al-Damegh, Professor of Radiology, College of Medicine, Qassim University, Kingdom of Saudi Arabia

Sami Alqaidi, Department of anatomy, Taibah University, Almadinah Almunawwarah, KSA

Waleed Murshid, Professor of Neurosurgery, College of Medicine, Taibah University, Almadinah Almunawwarah, Kingdom of Saudi Arabia



GUIDE FOR AUTHORS

BEFORE YOU BEGIN

Ethics in Publishing

The journal and its editorial board fully adhere and comply to the policies and principles of [Committee on Publication Ethics \(COPE\)](#) and this journal is a full member of [Committee on Publication Ethics \(COPE\)](#).

For information on Ethics in publishing and Ethical guidelines for journal publication see <https://www.elsevier.com/publishingethics> and <https://www.elsevier.com/journal-authors/ethics>.

Policy and Ethics

The work described in your article must have been carried out in accordance with *The Code of Ethics of the World Medical Association (Declaration of Helsinki) for experiments involving humans* <http://www.wma.net/en/30publications/10policies/b3/index.html>; *EC Directive 86/609/EEC for animal experiments* http://ec.europa.eu/environment/chemicals/lab_animals/legislation_en.htm; *Uniform Requirements for manuscripts submitted to Biomedical journals* <http://www.icmje.org>. The manuscript should contain a statement that the work has been approved by the appropriate ethical committees related to the institution(s) in which it was performed and that subjects gave informed consent to the work (see declarations section above). Studies involving experiments with animals must state that their care was in accordance with institution guidelines. This must be stated at an appropriate point in the article.

Submission declaration and verification

Submission of an article implies that the work described has not been published previously (except in the form of an abstract, a published lecture or academic thesis, see '[Multiple, redundant or concurrent publication](#)' for more information), that it is not under consideration for publication elsewhere, that its publication is approved by all authors and tacitly or explicitly by the responsible authorities where the work was carried out, and that, if accepted, it will not be published elsewhere in the same form, in English or in any other language, including electronically without the written consent of the copyright-holder. To verify originality, your article may be checked by the originality detection service [Crossref Similarity Check](#).

Use of inclusive language

Inclusive language acknowledges diversity, conveys respect to all people, is sensitive to differences, and promotes equal opportunities. Articles should make no assumptions about the beliefs or commitments of any reader, should contain nothing which might imply that one individual is superior to another on the grounds of race, sex, culture or any other characteristic, and should use inclusive language throughout. Authors should ensure that writing is free from bias, for instance by using 'he or she', 'his/her' instead of 'he' or 'his', and by making use of job titles that are free of stereotyping (e.g. 'chairperson' instead of 'chairman' and 'flight attendant' instead of 'stewardess').

Authorship

All authors should have made substantial contributions to all of the following: (1) the conception and design of the study, or acquisition of data, or analysis and interpretation of data, (2) drafting the article or revising it critically for important intellectual content, (3) final approval of the version to be submitted.

Changes to authorship

Authors are expected to consider carefully the list and order of authors **before** submitting their manuscript and provide the definitive list of authors at the time of the original submission. Any addition, deletion or rearrangement of author names in the authorship list should be made only **before** the manuscript has been accepted and only if approved by the journal Editor. To request such a change, the Editor must receive the following from the **corresponding author**: (a) the reason for the change in author list and (b) written confirmation (e-mail, letter) from all authors that they agree with the addition, removal or rearrangement. In the case of addition or removal of authors, this includes confirmation from the author being added or removed.

Only in exceptional circumstances will the Editor consider the addition, deletion or rearrangement of authors **after** the manuscript has been accepted. While the Editor considers the request, publication of the manuscript will be suspended. If the manuscript has already been published in an online issue, any requests approved by the Editor will result in a corrigendum.

Clinical trial results

In line with the position of the International Committee of Medical Journal Editors, the journal will not consider results posted in the same clinical trials registry in which primary registration resides to be prior publication if the results posted are presented in the form of a brief structured (less than 500 words) abstract or table. However, divulging results in other circumstances (e.g., investors' meetings) is discouraged and may jeopardise consideration of the manuscript. Authors should fully disclose all posting in registries of results of the same or closely related work.

Copyright

Upon acceptance of an article, authors will be asked to complete an 'Exclusive License Agreement' (see [more information](#) on this). Permitted third party reuse of open access articles is determined by the author's choice of [user license](#).

Author rights

As an author you (or your employer or institution) have certain rights to reuse your work. [More information](#).

Elsevier supports responsible sharing

Find out how you can [share your research](#) published in Elsevier journals.

Role of the funding source

You are requested to identify who provided financial support for the conduct of the research and/or preparation of the article and to briefly describe the role of the sponsor(s), if any, in study design; in the collection, analysis and interpretation of data; in the writing of the report; and in the decision to submit the article for publication. If the funding source(s) had no such involvement then this should be stated.

Funding body agreements and policies

Elsevier has established a number of agreements with funding bodies which allow authors to comply with their funder's open access policies. Some funding bodies will reimburse the author for the gold open access publication fee. Details of [existing agreements](#) are available online.

After acceptance, open access papers will be published under a noncommercial license. For authors requiring a commercial CC BY license, you can apply after your manuscript is accepted for publication.

Open access

Every peer-reviewed research article appearing in this journal will be published open access. This means that the article is universally and freely accessible via the internet in perpetuity, in an easily readable format immediately after publication. The author does not have any publication charges for open access. The Taibah University will pay to make the article open access.

A CC user license manages the reuse of the article (see <https://www.elsevier.com/openaccesslicenses>). All articles will be published under the following license:

Creative Commons Attribution-NonCommercial-NoDerivs (CC BY-NC-ND)

For non-commercial purposes, lets others distribute and copy the article, and to include in a collective work (such as an anthology), as long as they credit the author(s) and provided they do not alter or modify the article.

Elsevier Researcher Academy

[Researcher Academy](#) is a free e-learning platform designed to support early and mid-career researchers throughout their research journey. The "Learn" environment at Researcher Academy offers several interactive modules, webinars, downloadable guides and resources to guide you through the process of writing for research and going through peer review. Feel free to use these free resources to improve your submission and navigate the publication process with ease.

Language and language services

Please write your text in good English (American or British usage is accepted, but not a mixture of these).

Patient details

Unless you have written permission from the patient (or, where applicable, the next of kin), the personal details of any patient included in any part of the article and in any supplementary materials (including all illustrations and videos) must be removed before submission.

Submission

Our online submission system guides you stepwise through the process of entering your article details and uploading your files. The system converts your article files to a single PDF file used in the peer-review process. Editable files (e.g., Word, LaTeX) are required to typeset your article for final publication. All correspondence, including notification of the Editor's decision and requests for revision, is sent by e-mail.

Submit your article

Please submit your article via <http://ees.elsevier.com/jtumed>

Referees

Please submit the names and institutional e-mail addresses of several potential referees. For more details, visit our [Support site](#). Note that the editor retains the sole right to decide whether or not the suggested reviewers are used.

PREPARATION

Peer review

This journal operates a double blind review process. All contributions will be initially assessed by the editor for suitability for the journal. Papers deemed suitable are then typically sent to a minimum of two independent expert reviewers to assess the scientific quality of the paper. The Editor is responsible for the final decision regarding acceptance or rejection of articles. The Editor's decision is final. [More information on types of peer review](#).

Double-blind review

This journal uses double-blind review, which means the identities of the authors are concealed from the reviewers, and vice versa. [More information](#) is available on our website. To facilitate this, please include the following separately:

Title page (with author details): This should include the title, authors' names, affiliations, acknowledgements and any Declaration of Interest statement, and a complete address for the corresponding author including an e-mail address.

Blinded manuscript (no author details): The main body of the paper (including the references, figures, tables and any acknowledgements) should not include any identifying information, such as the authors' names or affiliations.

Use of word processing software

It is important that the file be saved in the native format of the word processor used. The text should be in single-column format. Keep the layout of the text as simple as possible. Most formatting codes will be removed and replaced on processing the article. In particular, do not use the word processor's options to justify text or to hyphenate words. However, do use bold face, italics, subscripts, superscripts etc. When preparing tables, if you are using a table grid, use only one grid for each individual table and not a grid for each row. If no grid is used, use tabs, not spaces, to align columns. The electronic text should be prepared in a way very similar to that of conventional manuscripts (see also the [Guide to Publishing with Elsevier](#)). Note that source files of figures, tables and text graphics will be required whether or not you embed your figures in the text. See also the section on Electronic artwork.

To avoid unnecessary errors you are strongly advised to use the 'spell-check' and 'grammar-check' functions of your word processor.

Article structure

Subdivision - unnumbered sections

Divide your article into clearly defined sections. Each subsection is given a brief heading. Each heading should appear on its own separate line. Subsections should be used as much as possible when cross-referencing text: refer to the subsection by heading as opposed to simply 'the text'.

Introduction

State the objectives of the work and provide an adequate background, avoiding a detailed literature survey or a summary of the results.

Material and methods

Provide sufficient details to allow the work to be reproduced by an independent researcher. Methods that are already published should be summarized, and indicated by a reference. If quoting directly from a previously published method, use quotation marks and also cite the source. Any modifications to existing methods should also be described.

Results

Results should be clear and concise.

Discussion

This should explore the significance of the results of the work, not repeat them. A combined Results and Discussion section is often appropriate. Avoid extensive citations and discussion of published literature.

Conclusions

The main conclusions of the study may be presented in a short Conclusions section, which may stand alone or form a subsection of a Discussion or Results and Discussion section.

Appendices

If there is more than one appendix, they should be identified as A, B, etc. Formulae and equations in appendices should be given separate numbering: Eq. (A.1), Eq. (A.2), etc.; in a subsequent appendix, Eq. (B.1) and so on. Similarly for tables and figures: Table A.1; Fig. A.1, etc.

Essential title page information

- **Title.** Concise and informative. Titles are often used in information-retrieval systems. Avoid abbreviations and formulae where possible.
- **Author names and affiliations.** Please clearly indicate the given name(s) and family name(s) of each author and check that all names are accurately spelled. You can add your name between parentheses in your own script behind the English transliteration. Present the authors' affiliation addresses (where the actual work was done) below the names. Indicate all affiliations with a lower-case superscript letter immediately after the author's name and in front of the appropriate address. Provide the full postal address of each affiliation, including the country name and, if available, the e-mail address of each author.
- **Corresponding author.** Clearly indicate who will handle correspondence at all stages of refereeing and publication, also post-publication. This responsibility includes answering any future queries about Methodology and Materials. **Ensure that the e-mail address is given and that contact details are kept up to date by the corresponding author.**
- **Present/permanent address.** If an author has moved since the work described in the article was done, or was visiting at the time, a 'Present address' (or 'Permanent address') may be indicated as a footnote to that author's name. The address at which the author actually did the work must be retained as the main, affiliation address. Superscript Arabic numerals are used for such footnotes.

Abstract

A concise and factual abstract is required. The abstract should state briefly the purpose of the research, the principal results and major conclusions. An abstract is often presented separately from the article, so it must be able to stand alone. For this reason, References should be avoided, but if essential, then cite the author(s) and year(s). Also, non-standard or uncommon abbreviations should be avoided, but if essential they must be defined at their first mention in the abstract itself.

Highlights

Highlights are a short collection of bullet points that convey the core findings of the article. Highlights are optional and should be submitted in a separate file in the online submission system. Please use 'Highlights' in the file name and include 3 to 5 bullet points (maximum 85 characters, including spaces, per bullet point).

Keywords

Immediately after the abstract, provide a maximum of 6 keywords, using American spelling and avoiding general and plural terms and multiple concepts (avoid, for example, 'and', 'of'). Be sparing with abbreviations: only abbreviations firmly established in the field may be eligible. These keywords will be used for indexing purposes.

Abbreviations

Define abbreviations that are not standard in this field in a footnote to be placed on the first page of the article. Such abbreviations that are unavoidable in the abstract must be defined at their first mention there, as well as in the footnote. Ensure consistency of abbreviations throughout the article.

Acknowledgements

Collate acknowledgements in a separate section at the end of the article before the references and do not, therefore, include them on the title page, as a footnote to the title or otherwise. List here those individuals who provided help during the research (e.g., providing language help, writing assistance or proof reading the article, etc.).

Formatting of funding sources

List funding sources in this standard way to facilitate compliance to funder's requirements:

Funding: This work was supported by the National Institutes of Health [grant numbers xxxx, yyyy]; the Bill & Melinda Gates Foundation, Seattle, WA [grant number zzzz]; and the United States Institutes of Peace [grant number aaaa].

It is not necessary to include detailed descriptions on the program or type of grants and awards. When funding is from a block grant or other resources available to a university, college, or other research institution, submit the name of the institute or organization that provided the funding.

If no funding has been provided for the research, please include the following sentence:

This research did not receive any specific grant from funding agencies in the public, commercial, or not-for-profit sectors.

Math formulae

Please submit math equations as editable text and not as images. Present simple formulae in line with normal text where possible and use the solidus (/) instead of a horizontal line for small fractional terms, e.g., X/Y. In principle, variables are to be presented in italics. Powers of e are often more conveniently denoted by exp. Number consecutively any equations that have to be displayed separately from the text (if referred to explicitly in the text).

Footnotes

Footnotes should be used sparingly. Number them consecutively throughout the article. Many word processors can build footnotes into the text, and this feature may be used. Otherwise, please indicate the position of footnotes in the text and list the footnotes themselves separately at the end of the article. Do not include footnotes in the Reference list.

Artwork

Image manipulation

Whilst it is accepted that authors sometimes need to manipulate images for clarity, manipulation for purposes of deception or fraud will be seen as scientific ethical abuse and will be dealt with accordingly. For graphical images, this journal is applying the following policy: no specific feature within an image may be enhanced, obscured, moved, removed, or introduced. Adjustments of brightness, contrast, or color balance are acceptable if and as long as they do not obscure or eliminate any information present in the original. Nonlinear adjustments (e.g. changes to gamma settings) must be disclosed in the figure legend.

Electronic artwork

General points

- Make sure you use uniform lettering and sizing of your original artwork.
- Embed the used fonts if the application provides that option.
- Aim to use the following fonts in your illustrations: Arial, Courier, Times New Roman, Symbol, or use fonts that look similar.
- Number the illustrations according to their sequence in the text.
- Use a logical naming convention for your artwork files.
- Provide captions to illustrations separately.
- Size the illustrations close to the desired dimensions of the published version.
- Submit each illustration as a separate file.

A detailed [guide on electronic artwork](#) is available.

You are urged to visit this site; some excerpts from the detailed information are given here.

Formats

If your electronic artwork is created in a Microsoft Office application (Word, PowerPoint, Excel) then please supply 'as is' in the native document format.

Regardless of the application used other than Microsoft Office, when your electronic artwork is finalized, please 'Save as' or convert the images to one of the following formats (note the resolution requirements for line drawings, halftones, and line/halftone combinations given below):

EPS (or PDF): Vector drawings, embed all used fonts.

TIFF (or JPEG): Color or grayscale photographs (halftones), keep to a minimum of 300 dpi.

TIFF (or JPEG): Bitmapped (pure black & white pixels) line drawings, keep to a minimum of 1000 dpi.

TIFF (or JPEG): Combinations bitmapped line/half-tone (color or grayscale), keep to a minimum of 500 dpi.

Please do not:

- Supply files that are optimized for screen use (e.g., GIF, BMP, PICT, WPG); these typically have a low number of pixels and limited set of colors;
- Supply files that are too low in resolution;
- Submit graphics that are disproportionately large for the content.

Color artwork

Please make sure that artwork files are in an acceptable format (TIFF, EPS or MS Office files) and with the correct resolution.

Figure captions

Ensure that each illustration has a caption. Supply captions separately, not attached to the figure. A caption should comprise a brief title (**not** on the figure itself) and a description of the illustration. Keep text in the illustrations themselves to a minimum but explain all symbols and abbreviations used.

Tables

Please submit tables as editable text and not as images. Tables can be placed either next to the relevant text in the article, or on separate page(s) at the end. Number tables consecutively in accordance with their appearance in the text and place any table notes below the table body. Be sparing in the use of tables and ensure that the data presented in them do not duplicate results described elsewhere in the article. Please avoid using vertical rules and shading in table cells.

References

Citation in text

Please ensure that every reference cited in the text is also present in the reference list (and vice versa). Any references cited in the abstract must be given in full. Unpublished results and personal communications are not recommended in the reference list, but may be mentioned in the text. If these references are included in the reference list they should follow the standard reference style of the journal and should include a substitution of the publication date with either 'Unpublished results' or 'Personal communication'. Citation of a reference as 'in press' implies that the item has been accepted for publication.

Web references

As a minimum, the full URL should be given and the date when the reference was last accessed. Any further information, if known (DOI, author names, dates, reference to a source publication, etc.), should also be given. Web references can be listed separately (e.g., after the reference list) under a different heading if desired, or can be included in the reference list.

Conflict of Interest

All authors must disclose any financial and personal relationships with other people or organizations that could inappropriately influence (bias) their work. Examples of potential conflicts of interest include employment, consultancies, stock ownership, honoraria, paid expert testimony, patent applications/registrations, and grants or other funding. See also <https://www.elsevier.com/conflictsofinterest>.

Please complete and upload the [Conflict of interest and Author Declaration form](#) with you manuscript. Inclusion of this form is mandatory.

References in a special issue

Please ensure that the words 'this issue' are added to any references in the list (and any citations in the text) to other articles in the same Special Issue.

Reference style

Text: Indicate references by superscript numbers in the text. The actual authors can be referred to, but the reference number(s) must always be given.

List: Number the references in the list in the order in which they appear in the text.

Examples:

Reference to a journal publication:

1. Van der Geer J, Hanraads JAJ, Lupton RA. The art of writing a scientific article. *J Sci Commun* 2010;**163**:51–9. <https://doi.org/10.1016/j.Sc.2010.00372>.

Reference to a journal publication with an article number:

2. Van der Geer J, Hanraads JAJ, Lupton RA. The art of writing a scientific article. *Heliyon*. 2018;**19**:e00205. <https://doi.org/j.heliyon.2018.e00205>.

Reference to a book:

3. Strunk Jr W, White EB. *The elements of style*. 4th ed. New York: Longman; 2000.

Reference to a chapter in an edited book:

4. Mettam GR, Adams LB. How to prepare an electronic version of your article. In: Jones BS, Smith RZ, editors. *Introduction to the electronic age*, New York: E-Publishing Inc; 2009, p. 281–304.

Reference to a website:

5. Cancer Research UK. Cancer statistics reports for the UK, <http://www.cancerresearchuk.org/aboutcancer/statistics/cancerstatsreport/>; 2003 [accessed 13 March 2003].

Reference to a dataset:

[dataset] 6. Oguro M, Imahiro S, Saito S, Nakashizuka T. Mortality data for Japanese oak wilt disease and surrounding forest compositions, Mendeley Data, v1; 2015. <https://doi.org/10.17632/xwj98nb39r.1>.

Note shortened form for last page number. e.g., 51–9, and that for more than 6 authors the first 6 should be listed followed by 'et al.' For further details you are referred to 'Uniform Requirements for Manuscripts submitted to Biomedical Journals' (J Am Med Assoc 1997;**277**:927–34)(see also [Samples of Formatted References](#)).

Journal abbreviations source

Journal names should be abbreviated according to the [List of Title Word Abbreviations](#).

Video

Elsevier accepts video material and animation sequences to support and enhance your scientific research. Authors who have video or animation files that they wish to submit with their article are strongly encouraged to include links to these within the body of the article. This can be done in the same way as a figure or table by referring to the video or animation content and noting in the body text where it should be placed. All submitted files should be properly labeled so that they directly relate to the video file's content. . In order to ensure that your video or animation material is directly usable, please provide the file in one of our recommended file formats with a preferred maximum size of 150 MB per file, 1 GB in total. Video and animation files supplied will be published online in the electronic version of your article in Elsevier Web products, including [ScienceDirect](#). Please supply 'stills' with your files: you can choose any frame from the video or animation or make a separate image. These will be used instead of standard icons and will personalize the link to your video data. For more detailed instructions please visit our [video instruction pages](#). Note: since video and animation cannot be embedded in the print version of the journal, please provide text for both the electronic and the print version for the portions of the article that refer to this content.

Checklist

Article category 3 names of each author (first name, initial of middle name and last name)
Corresponding Author's full contact details (including postal address, email and telephone number)
Highest degree of each author (only the acronym of the completed degree should be provided)
Short Running Title (40 letters) Structured abstract with a maximum of 250 letters excluding keywords
No need for structured abstract for Review, Editorial and Experimental Articles, and Case Reports
Abstract should have following headings: Objectives Methods Results Conclusions
Maximum of five Keywords (alphabetical order) Arabic Abstract (journal will provide Arabic abstract for non-Arabic authors)
Manuscript should have the following headings: Introduction: To provide context, goals and motivations, and pitfalls leading to the significance of research question
Materials and Methods: To provide study design, sample characteristics, manufacturer(s) details, sufficiently detailed procedures, and description of statistical method(s)
Results: : Numerical results with appropriate commentary
Discussion: Starts by summarizing the important findings from the results section, discusses the results in light of aims?of the study, and highlights limitations of study
Conclusion Recommendation/s
Acknowledgment (if any)
Conflict of Interest
Ethical approval and statement of Declaration of Helsinki (if applicable)
References (Vancouver style)
Legends of Tables and Figures
Tables and Figures Maximum word count allowed; 3500-4000
Authors' contributions: Author/s testify that all persons designated as authors qualify for authorship and have checked the article for plagiarism. If plagiarism is detected, all authors will be held equally responsible and will bear the resulting sanctions imposed by the journal thereafter.

All authors should meet all four of the following criteria: Substantial contributions to the conception or design of the work; or the acquisition, analysis, or interpretation of data for the work AND Drafting the work or revising it critically for important intellectual content AND Final approval of the version to be published AND Agreement to be accountable for all aspects of the work in ensuring that questions related to the accuracy or integrity of any part of the work are appropriately investigated and resolved.

Example;

KIK conceived and designed the study, conducted research, provided research materials, and collected and organized data. HMY analyzed and interpreted data. SYG wrote initial and final draft of article, and provided logistic support. All authors have critically reviewed and approved the final draft and are responsible for the content and similarity index of the manuscript.

AFTER ACCEPTANCE**Online proof correction**

Corresponding authors will receive an e-mail with a link to our online proofing system, allowing annotation and correction of proofs online. The environment is similar to MS Word: in addition to editing text, you can also comment on figures/tables and answer questions from the Copy Editor. Web-based proofing provides a faster and less error-prone process by allowing you to directly type your corrections, eliminating the potential introduction of errors.

If preferred, you can still choose to annotate and upload your edits on the PDF version. All instructions for proofing will be given in the e-mail we send to authors, including alternative methods to the online version and PDF.

We will do everything possible to get your article published quickly and accurately. Please use this proof only for checking the typesetting, editing, completeness and correctness of the text, tables and figures. Significant changes to the article as accepted for publication will only be considered at this stage with permission from the Editor. It is important to ensure that all corrections are sent back to us in one communication. Please check carefully before replying, as inclusion of any subsequent corrections cannot be guaranteed. Proofreading is solely your responsibility.

Offprints

The corresponding author will be notified and receive a link to the published version of the open access article on [ScienceDirect](#). This link is in the form of an article DOI link which can be shared via email and social networks. For an extra charge, paper offprints can be ordered via the offprint order form which is sent once the article is accepted for publication. Both corresponding and co-authors may order offprints at any time via Elsevier's [Webshop](#). Authors requiring printed copies of multiple articles may use Elsevier Webshop's 'Create Your Own Book' service to collate multiple articles within a single cover.

Author Inquiries

You can track your submitted article at <https://www.elsevier.com/track-submission>. You can track your accepted article at <https://www.elsevier.com/trackarticle>. You are also welcome to contact Customer Support via <http://support.elsevier.com>. For journal related information, please contact Prof. Khalid Ibrahim Khoshhal at kkhoshhal@hotmail.com

© Copyright 2018 Elsevier | <https://www.elsevier.com>

ScienceDirect



Keywords

Author name

Journal of Taibah University Medical Sciences

Volume

Issue

Pages

Journal of Taibah University Medical Sciences

OPEN ACCESS

[Articles in press](#) [Latest issue](#) [Special issues](#) [All issues](#) [Sign in to set up alerts](#)

Volume 13, Issue 6

Pages 503-592 (December 2018)

[< Previous vol/issue](#) [Next vol/issue >](#)

● [Open access](#)

Acknowledgement to Reviewers

Pages ix-x

[Download PDF](#)

*Educational Article*Research article ● *Open access*

The outcomes that an interview-based medical school admission process has on academic performance, psychological health, personality traits, and emotional intelligence

Muhamad S.B. Yusoff


Pages 503-511

[Download PDF](#) Article preview *Experimental Article*Research article ● *Open access*

Efficacy of chitosan derivative films versus hydrocolloid dressing on superficial wounds

Ahmad S. Halim, Fatimah M. Nor, Arman Z. Mat Saad, Nur A. Mohd Nasir, ... Zanariah Ujang

Pages 512-520

[Download PDF](#) Article preview *Original Articles*Research article ● *Open access*

Acceptability and potential impacts of innovative E-Portfolios implemented in E-Learning systems for clinical training

Wiam E. Elshami, Mohamed M. Abuzaid, Shaista S. Guraya, Leena R. David

Pages 521-527

[Download PDF](#) Article preview Research article ● *Open access*

Correlation among smartphone addiction, craniovertebral angle, scapular dyskinesis, and selected anthropometric variables in physiotherapy undergraduates

Ashiyat K. Akodu, Sunday R. Akinbo, Queen O. Young

Pages 528-534

[Download PDF](#) Article preview 

Research article ● *Open access*

Effects of honey supplementation on safety profiles among postmenopausal breast cancer patients

Zaida Zakaria, Zairos F. Zainal Abidin, Siew H. Gan, Wan Z. Wan Abdul Hamid, Mahaneem Mohamed
Pages 535-540

[Download PDF](#) Article preview 

Research article ● *Open access*

Effectiveness of a reminder card system versus a mobile application to improve medication adherence among asthma patients in a tertiary care hospital


Panakkal L. Mohan, Swaliha Shaji, Thameesa Ashraf, Vettan U. Anas, Bismi Basheer
Pages 541-546

[Download PDF](#) Article preview 

Research article ● *Open access*

Is there a relationship between children's behaviour and food cravings during pregnancy?

Lama M. Al-Mehaisen, Naser A. Al-Husban, Alaa I. Matalka, Oqba A. Al-Kuran
Pages 547-551

[Download PDF](#) Article preview 

Research article ● *Open access*

Factors affecting the transfer of training to the workplace after a faculty development programme: What do trainers think?

Muhammad Z. Iqbal, Mona H. AlSheikh
Pages 552-556

[Download PDF](#) Article preview 

Research article ● *Open access*

Effects of date fruit consumption on labour and vaginal delivery in Tabuk, KSA

Izzaddinn E. Ahmed, Hyder O. Mirghani, Mohammed A. Mesaik, Yassin M. Ibrahim, Tehreen Q. Amin
Pages 557-563

[Download PDF](#) Article preview 


Case Report

Case report ● *Open access*

Skeletal manifestations of hydatid cystic disease in Sudan

Ayman F.A. Foad, Azza A. Abdul Satir

Pages 564-571

[Download PDF](#) Article preview 

Brief Communications

Short communication ● *Open access*

Profile of isokinetic rotator cuff muscle performance in adolescent state-level weightlifters

Mohamad Faiz Abdul Rahim, Shazlin Shahrudin

Pages 572-575

[Download PDF](#) Article preview 

Short communication ● *Open access*

Effects of the standard physiotherapy programme on pain and isokinetic ankle strength in individuals with grade I ankle sprain

Nor S. Mohd Salim, Muhammad A. Umar, Shazlin Shahrudin

Pages 576-581


[Download PDF](#) Article preview 

Short communication ● *Open access*

Development of type 2 diabetes mellitus after gestational diabetes in a cohort in KSA: Prevalence and risk factors

Moeber M. Mahzari, Fahad A. Alwadi, Basil M. Alhussain, Tariq M. Alenzi, ... Hussain S. Al Dera

Pages 582-586

[Download PDF](#) Article preview 

Student Article


Research article ● *Open access*

First Aid Guideline (FAG): A first aid education application for children aged 11–14

years in Indonesia

Feri Ekaprasetya, Heri Kristianto, Tantut Susanto

Pages 587-591

[Download PDF](#) Article preview 

ISSN: 1658-3612

Copyright © 2019 Taibah University. Production and hosting by Elsevier Ltd. All rights reserved.


ELSEVIER

[About ScienceDirect](#) [Remote access](#) [Shopping cart](#) [Contact and support](#) [Terms and conditions](#)
[Privacy policy](#)

We use cookies to help provide and enhance our service and tailor content and ads. By continuing you agree to the [use of cookies](#).

Copyright © 2019 Elsevier B.V. or its licensors or contributors. ScienceDirect® is a registered trademark of Elsevier B.V.

 RELX Group™






Taibah University

Journal of Taibah University Medical Sciences

www.sciencedirect.com



Student Article

First Aid Guideline (FAG): A first aid education application for children aged 11–14 years in Indonesia

Feri Ekaprasetya, MN^{a,d,*}, Heri Kristianto, MN^b and Tantut Susanto, PhD^c^a Emergency Nursing Departement, Universitas Brawijaya, Malang, Indonesia^b Department of Medical and Surgical Nursing, School of Nursing, Universitas Brawijaya, Indonesia^c Department of Family and Community Health Nursing, School of Nursing, University of Jember, Indonesia^d Emergency Nursing Departement, STIKES Dr. Soebandi Jember, Jember, Indonesia

Received 15 February 2018; revised 29 April 2018; accepted 2 May 2018; Available online 4 September 2018

المخلص

أهداف البحث: إن انتشار الإصابات بين الأطفال في سن ٥-١٤ سنة في إندونيسيا مرتفع. عادة ما تحدث هذه الإصابات بسبب عوامل مدرسية غير آمنة ونقص التعليم حول الإسعافات الأولية. لذا أصبح من الضروري تحسين دور الأطفال عن طريق إدخال تعليم الإسعافات الأولية باستخدام تطبيق الخطوط الإرشادية للإسعافات الأولية. الغرض من هذه الدراسة هو استحداث تطبيق على نظام الأندرويد لتعليم الإسعافات الأولية على الهواتف الذكية للأطفال الإندونيسيين.

طرق البحث: تم استحداث التطبيق من خلال عدة مراحل. كانت المرحلة الأولى هي اختيار المواد التي سيتم إدخالها في التطبيق. كانت المرحلة الثانية هي صناعة التطبيق وكانت المرحلة الثالثة هي اختبار التطبيق. عمل الباحثون مع خبراء تقنية المعلومات في استحداث هذا التطبيق. وشمل اختبار جدوى التطبيق خبراء في مجالات الطوارئ والطب والجراحة وتقنية المعلومات. وقام الخبراء بتقييم التطبيق باستخدام استبانة حول وسائل الإعلام التعليمية. ثم تم تحليل النتائج عن طريق اختبار كبا لتقييم انطباق الخبراء.

النتائج: يحتوي التطبيق المستحدث على قوائم نداء الطوارئ ومعالجة الاختناق والحروق والجروح والنزيف. كما يوفر التطبيق المستحدث صوراً ومقاطع فيديو تعليمية، مما يسهل على المستخدمين تعلم الإسعافات الأولية. أظهرت نتائج التحليل الإحصائي وجود تطابق كافٍ بين جميع الخبراء ١ و ٣ (المتوسط ٣.٨٥ +/-) بانحراف معياري ± 0.369 مع كبا $= 0.615$ و $p = 0.035$ والخبراء ١ و ٢ (المتوسط $3.85 \pm$ بانحراف معياري ± 0.369 مع كبا $= 0.615$ و $p = 0.035$). الخبراء ٢ و ٣ لديهم درجة جيدة من التناسب (المتوسط $3.80 \pm$ بانحراف معياري ± 0.422 مع كبا $= 0.615$ و $p = 0.035$).

الاستنتاجات: إن تطبيق الخطوط الإرشادية للإسعافات الأولية هو اختراق جديد لتعليم الإسعافات الأولية للأطفال الذين تتراوح أعمارهم بين ١١-١٤ سنة. ويمكن استخدام هذا التطبيق كوسط لتعلم الإسعافات الأولية. هناك حاجة لمزيد من البحوث التي تشمل أعداداً سكانية أكبر.

الكلمات المفتاحية: الإصابات؛ الإسعافات الأولية؛ تطبيقات الهواتف المحمولة؛ الخطوط الإرشادية للإسعافات الأولية

Abstract

Objectives: In Indonesia, the prevalence of injuries among children aged 5–14 years is high. Such injuries are generally caused by unsafe school-related factors and a lack of education about first aid. Thus, it is necessary to optimize the role of children by introducing first aid education using the First Aid Guideline (FAG) application. The purpose of this study was to develop a first aid education application for Indonesian children based on the Android operating system.

Methods: The application was developed in several stages. The initial stage was the selection of the content that would be included in the application. The second and third stages were the making and testing of the application, respectively. The researchers worked with information technology experts during the development of this application. The application feasibility test included experts in the fields of emergency and medical-surgical medicine as well as information technology. The experts assessed the application by completing a questionnaire on learning media. The results were then analysed by kappa tests to assess the experts' perceptions.

* Corresponding address: Emergency Nursing Department, Universitas Brawijaya, Malang, Indonesia.

E-mail: feriekaprasetya05@gmail.com (F. Ekaprasetya)

Peer review under responsibility of Taibah University.



Production and hosting by Elsevier

Results: The application contains emergency call menus, and information on the treatment of choking, burns, wounds, and bleeding. The application provides pictures and video tutorials, making it easier for users to learn about first aid. Statistical analysis showed a sufficient match between Experts 1 and 3 (mean $3.85 \pm SD 0.369$; kappa = 0.615; $p = 0.035$) and Experts 1 and 2 (mean $3.85 \pm SD 0.369$; kappa = 0.615; $p = 0.035$). Experts 2 and 3 showed good suitability (mean $3.80 \pm SD 0.422$; kappa = 0.615; $p = 0.035$).

Conclusions: FAG is a breakthrough application for first aid education for children aged 11–14 years. This application can be used as a medium for learning about first aid. However, further research in larger populations is required.

Keywords: First aid; First aid guideline; Injury; Mobile apps

© 2018 The Authors.

Production and hosting by Elsevier Ltd on behalf of Taibah University. This is an open access article under the CC BY-NC-ND license (<http://creativecommons.org/licenses/by-nc-nd/4.0/>).

Introduction

The prevalence of injuries among children in Indonesia remains high at 9.7%, with various causes such as traffic accidents, falling, burning, and choking.¹ The factors influencing this prevalence include unsafe school practices and a lack of education on first aid and an understanding of the concept of danger.² The optimization of health education can be implemented among children aged 11–20 years because children in this age group have developed peak physical, sensory, and psychomotor functions. Thus, they generally enjoy exploring new capabilities,³ including technology with an attractive display in the form of an application on devices such as smartphones.⁴ Therefore, smartphone-based first aid education is an attractive potential solution to reduce morbidity and mortality by decreasing suffering and preventing illnesses or further injuries. Generally, injuries among children are caused by factors from the children; at their age, their high energy levels may cause them to take actions without thinking logically.³ Therefore, the attention and involvement of children, parents, and health workers in the use of new health education interventions on first aid are required for the prevention of injuries. Children aged 5–18 years are able to learn first aid techniques and those aged 11–18 years are typically willing to provide assistance.⁵ Health education on first aid is used to increase their confidence in providing assistance. With the development of technology, health education can be delivered through smartphones.⁴ Smartphones attract the attention of children because they can generate text messages and have cameras, music players, videos, games, email access, internet search engines, and so forth.⁵

Smartphone applications offer easy access to information.⁶ Thus, these applications can be used for health education. The number of smartphone users in Indonesia

reached 100 million in 2018, ranking fourth in the world after China, India, and the US.⁷ Thus, technological advances should be applied to health education in order to reduce the effect of injuries. The purpose of this study was to develop the “First Aid Guideline (FAG),” an Android operating system-based application for educating on children aged 11–14 years on first aid for injuries.

Materials and Methods

Study design

This study used a quantitative approach to determine the perception equation between three experts and the audience so that the results of the application were feasible to be published. The content of the application could be seen on Table 1. The questionnaire used is shown in Table 2. This research was conducted at Junior High School 2 Jember (SMP 2 Jember) and Brawijaya University, Indonesia.

Sample characteristics

The sample in this study included three experts. The first was an expert in emergency medicine. The second was expert in medical-surgical care and medication, and the last was an expert in information technology. The audience included 120 students at SMP 2 Jember aged 11–14 years.

Procedures

The application was developed in two stages: creating and testing. Determining the content to be included in the application was the first step. An expert system was then created, which facilitated the construction of the FAG application. The expert system included information about first aid, including emergency calls, wounds, burns, choking, and bleeding. These contents were transformed into menus in the FAG application. The application was created by an information technology expert. The supporting applications included Microsoft PowerPoint (Microsoft Office) and Movie Maker (an application for editing, compiling, and combining video). This requires expert knowledge and creativity so that the contents could be delivered to the users, in this case, junior high school students.

After the application was completed, the second stage was expert testing of the application. Experts in emergency medicine, medical-surgical care, and information technology

Table 1: Content included in the First Aid Guideline (FAG).

Content	Subcontent
Emergency call	Telephone number to the hospital in Jember, Indonesia
Choking	The concept of choking and initial response to chokes
Skin wound	The concept of wounds, tools required, and initial response to wounds
Burn	The concept of burns and initial response to burns
Bleeding	The concept of bleeding and initial response to skin and nose bleeds

Table 2: Questionnaire on the value of the instructional media.

Assessment Item	Very Good	Good	Enough	Poor	Very Poor
	4	3	2	1	0
Ease of operation of the media					
The linkage of the image to the content					
Language is easy to understand					
Display compliance					
Accuracy of theme selection					
Quality display design					
Systematic presentation					
Clarity of the instruction manual					
Compatibility of the FAG contents to the operational standards of first aid procedures					
User feedback					

assessed the application’s operating system, content conformity, appearance, and language. Each expert received a questionnaire to assess the learning media, as shown in Table 2.

The feasibility of the application was also assessed using a questionnaire among 120 students at SMP 2 Jember. The questionnaire included information on the application’s operating system, content conformity, appearance, and language.⁸

Statistical analysis

Kappa tests were performed using the SPSS16 software to evaluate the perception equation among experts, and the questionnaires completed by the students were also used to calculate percentages.

Results

In this study, the FAG application containing menus that provided information on emergency calls, chokes, cuts, burns, and bleeding was created, as shown in Figure 1. In addition, there is a “Chat FAG” menu that functions as a



Figure 1: Application menu.

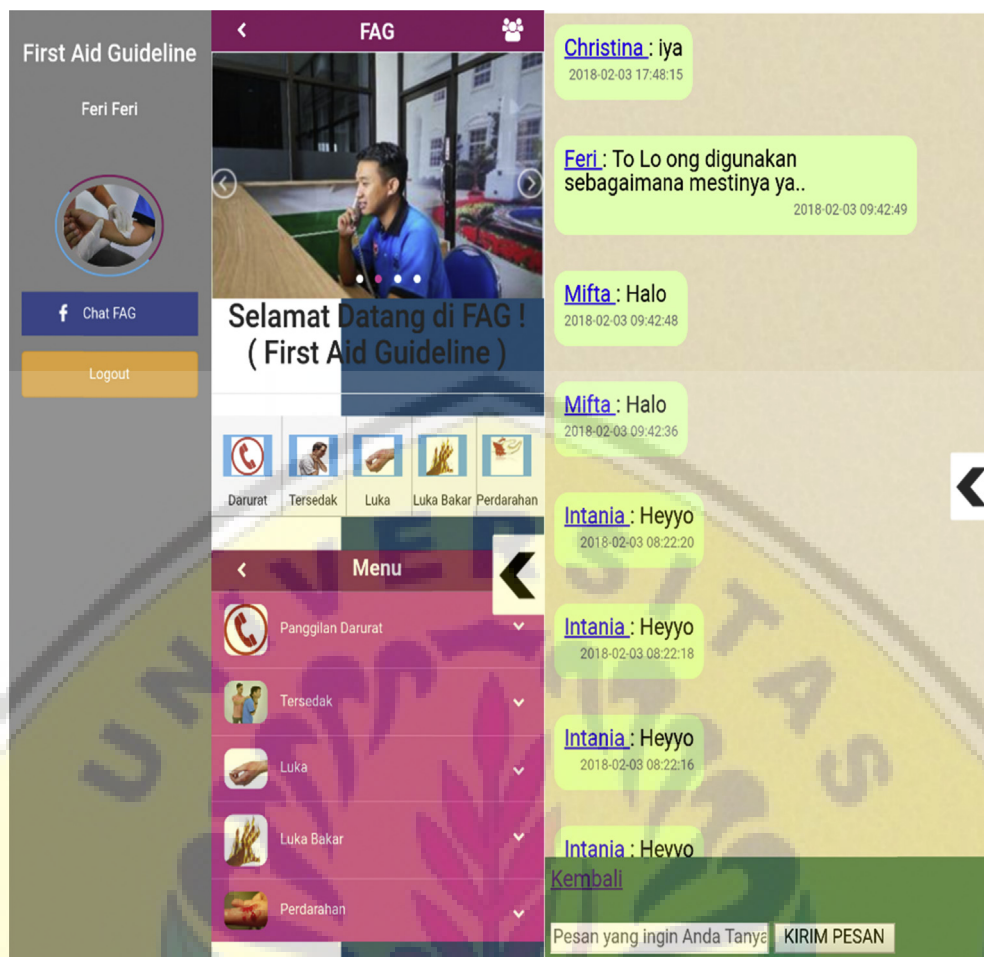


Figure 2: Menu “Chat F.A.G”.

container to consult regarding the first handling between the user and the owner of this application (see Figure 2). In addition, the kappa tests were used to evaluate the perception equation among experts, as shown in Table 3.

Based on the results of the data processed using SPSS, Table 3 shows that there was a sufficient match between Experts 1 and 3 (mean $3.85 \pm SD 0.369$; kappa = 0.615; $p = 0.035$) and Experts 1 and 2 (Mean $3.85 \pm SD 0.369$; kappa = 0.615; $p = 0.035$). Experts 2 and 3 had good suitability (Mean $3.80 \pm SD 0.422$; kappa = 0.615; $p = 0.035$). The feasibility test conducted among 120 students at Jember Junior High School 2 (SMP 2 Jember) revealed that 81.67% students found the application to be very feasible and 18.33% found it to be feasible.

Discussion

A number of first aid applications are available. Most of the available applications are intended for first aid in general.

Table 3: Kappa inter-expert test data analysis.

Expert	Mean	SD	Nilai Kappa	P value
Experts 1 and 2	3.85	0.369	0.615	0.035
Experts 2 and 3	3.80	0.422	1.00	0.002
Experts 1 and 3	3.85	0.369	0.615	0.035

However, the present study developed a novel application primarily intended to educate children on first aid for injuries of children and analysed the application using statistical analyses.

FAG provides first aid guidance. The main advantage of this application is the included contents, which are the result of consultation with various experts and a search of literature focused on children aged 11–14 years. The FAG application has unique features. For example, on entering the start menu, the user is advised to register and enter the contact information for their parent or the nearest person; the number is then integrated directly into the emergency call menu in the application. This application is in accordance with the idea proposed by Buck et al. (2015)⁹ wherein emergency calls can be interpreted as calling a more mature person than a helper or a known person. Another feature of this application, i.e., the “Chat FAG” menu, allows users to consult directly with the application developer regarding health problems for health promotion and preventive efforts.

The optimal time for health education for children is when they are aged 11–20 years because they have peak physical, sensory, and psychomotor functions. Thus, they generally enjoy exploring new capabilities.³ Mobile applications are attractive to users due to their various interactive features.¹⁰ These applications provide a stimulus for active learning, unlike traditional methods that depend

on instructors or speakers. This method of learning uses technology; in this case, the learning video can be used to efficiently transfer knowledge to learners.¹¹

Based on the results of the statistical analyses shown in Table 3, the kappa value between Experts 1 and 3 was 0.615 with a p value of 0.035. This indicated sufficient conformity (kappa value, 0.4–0.75) between Experts 1 and 3 with a p value of <0.05, implying that the suitability was significant. The above results are similar to the those for Experts 1 and 2. For Experts 2 and 3, the kappa value was 1.000 with a p value of 0.002, indicating good suitability (kappa value, >0.75) between Experts 2 and 3 with a p value of 0.002, implying a very significant suitability. Therefore, the three experts had significant suitability related to the FAG application.

The test results of the use of FAG indicate that the application can be used as learning media for first aid education among children aged 11–14 years. This study had some limitations; the emergency call menu did not include important phone numbers, especially those for health services such as first- and second-level health facilities in East Java. To our knowledge, the FAG is the first application to use the Android operating system to deliver first aid education.

Conclusion

The FAG was developed as an application for first aid education among children aged 11–14-years. It can also be used to prevent injuries. Because technology has become an inseparable part of human life, healthcare providers must integrate it into services that they provide; this notion underpins the development of the FAG application. Further research involving a larger population of children aged 11–15 years is required.

Conflict of interest

The authors declare no potential conflicts of interest with respect to the research, authorship, and/or publication of this article.

Ethical approval

This study has passed the ethical test held at the Faculty of Medicine, Universitas Brawijaya (approval number 442/EC/KEPK-S2/12/2017).

Authors' contributions

FE, HK and TS conceived and designed the study, conducted research, provided research materials, and collected and organized data. FE and TS analyzed and interpreted data. FE, HK and TS wrote the initial and final drafts of article. All authors have critically reviewed and approved the final draft and are responsible for the content and similarity index of the manuscript.

References

1. Badan Penelitian dan Pengembangan Kesehatan. Riset Kesehatan dasar (RISKESDAS) 2013. *Lap Nas* 2013: 1–384.
2. Kusचितawati S, Magetsari R, Nawi N. *Faktor risiko terjadinya cedera pada anak usia sekolah dasar*. jurnal.ugm.ac.id; 2007.
3. Wong DL, Eaton MH, Wilson D, Winkelstein ML, Schwartz P. *Buku Ajar Keperawatan Pediatrik*. Jakarta: EGC; 2009.
4. Sadeghi R, Sedhagat M, Ahmadi F. Comparison of the effect of an blended lecture teaching methods on students' learning and satisfaction. *J Adv Med Educ Prof* 2014: 146–150.
5. Williams BK, Sawyer C. *Using Information Technology: A Practical Introduction to Computers & Communications*. 9th ed. McGrawHill; 2011.
6. Noviyanto W, Wibowo TA, Sunarya U. *Aplikasi pendidikan kesehatan seks untuk remaja berbasis sistem operasi android*. Jakarta: EGC; 2012.
7. Rahmayani I. Indonesia Raksasa Teknologi Digital ASIA. *Kementerian Komun dan Inform* 2017.
8. Arikunto S, Safruddin C. *Evaluasi Program Pendidikan*. Jakarta: PT. Rhineka Cipta; 2009.
9. De Buck E, et al. Evidence-based educational pathway for the integration of first aid training in school curricula. *Resuscitation* 2015; 94: 8–22.
10. Dela Pena-Bandalaria M. Impact of ICTs on open and distance learning in a developing country setting: the Philippine experience. *Int Rev Res Open Distance Learn* 2007; 1.
11. Suwaryo PA, Kristianto H. Video media Pembelajaran Perawatan Luka Ulkus Diabetes Mellitus. *Jurnal Ilmiah Kesehatan Keperawatan* 2015; 11: 31–39.

How to cite this article: Ekaprasetya F, Kristianto H, Susanto T. First Aid Guideline (FAG): A first aid education application for children aged 11–14 years in Indonesia. *J Taibah Univ Med Sc* 2018;13(6):587–591.