



ICPPS 2014

Proceeding

The 1st International Conference on Pharmaceutics & Pharmaceutical Sciences

Drug Delivery Systems:
From Drug-Discovery, Pre-formulation, Formulation and Technological Approaches for
Poorly Soluble Drugs and Protein

The 1st International Conference on Pharmaceutics & Pharmaceutical Sciences Proceedings

ISBN : 978-602-72333-0-0

(Letter of National ISBN Agency No. 4127/E.8/p/03.2015 Date 18 March 2015)

1st edition Proceeding

Published by:

Faculty of Pharmacy Universitas Airlangga
Surabaya, Indonesia

Address:

Kampus B Jl. Dharmawangsa Dalam
Surabaya 60286

Phone +62 31 5033710

Fax +62 31 5020514

Website: www.icpps2014.com or www.ff.unair.ac.id

Email: icppinfo@gmail.com

ISBN 978-602-72333-0-0



PREFACE From Chairman

It is our pleasure to present you the proceedings of The 1st International Conference on Pharmaceutics and Pharmaceutical Sciences (ICPPS) organized by The Faculty of Pharmacy Universitas Airlangga Surabaya Indonesia.

The proceeding was produced based on papers and posters presented at The 1st International Conference on Pharmaceutics and Pharmaceutical Sciences (ICPPS), held in Surabaya, Indonesia, 14-15 November 2014.

The proceeding clearly reflects broad interest, from the participants that coming from all around the world.

The papers presented were pharmaceutics and biopharmaceutics; requirements on how to evaluate molecules in discovery and their appropriateness for selection as potential candidate; their development in context of challenges and benefits, together with associated time and cost implications and also requirements to progress through pre-clinical and clinical.

In this an opportunity, I would like to express my appreciation to the editorial team of the proceeding who have been working hard to review manuscripts, and making the first edition of this proceeding be possible.

I would like also to thanks to all invited speakers and presenters who participated in The 1st International Conference on Pharmaceutics and Pharmaceutical Sciences (ICPPS) and your contribution to this proceeding.

Finally, I hope this proceeding will give contribution to the Pharmaceutics and Pharmaceutical Sciences research.

Chairman,

Dra. Esti Hendradi, MSI., Ph.D., Apt

COMMITTEE

Advisor : Dean of Faculty of Pharmacy Universitas Airlangga
Chairman : Dra. Esti Hendradi, M.Si., Ph.D, Apt.

Editor : Dr. Wouter L.J. Hinrichs (Netherlands)
Prof. Kozo Takayama (Japan)
Dr. Srinivas Mutalik (India)
Dr. Nuttakorn Baisaeng (Thailand)
Prof. Dr. Widji Soeratri, DEA (Indonesia)

Committee : Prof. Dr. Widji Soeratri, DEA, Apt.
Prof. Dr. Siswandono, MS., Apt.
Prof. Dr. Tutuk Budiati, MS., Apt.
Prof. Dr. rer.nat. Muhammad Yuwono, MS., Apt.
Drs. Hadi Poerwono, MSc., Ph.D, Apt.
Drs. Marcellino Rudyanto, MSi., Ph.D, Apt.
Drs. Bambang Widjaja, M.Si, Apt.
Drs. Sugiyartono, MS, Apt.
Dra. Tutiek Purwanti, MSi, Apt.
Dra. Tristiana Erawati, MSi, Apt.
Dra. Retno Sari, MSc, Apt.
Dra. Dewi Isadiartuti, MSi, Apt.
Dra. Noorma Rosita, MSi, Apt.
Dr. Dwi Setyawan, SSi, MSi., Apt.
Dr. Riesta Primaharinastiti, SSi, MSi, Apt.
Dewi Melani Hariyadi, SSi, M.Phil., Ph.D, Apt.
Helmy Yusuf, SSi, MSc., Ph.D, Apt.
Dr. rer. nat. Maria Lucia Ardhani Dwi Lestari, SSi, MPharmSci., Apt.
Melanny Ika Sulistyowati, SFarm, M.Sc, Apt.
Febri Annuryanti, SFarm, M.Sc, Apt.
M. Faris Adrianto, MFarm, Apt.
Dini Retnowati, SFarm, Apt.
Abhimata P, SFarm, Apt.

TABLE of CONTENT

Preface from Chairman

Committee	ii
Table of Contents	iii
Author Index	iii

AUTHOR INDEX

COMPARISON OF SODIUM STARCH GLYCOLATE AND CROSSCARMELLOSE SODIUM AS SUPERDISINTEGRANT IN MEFENAMIC ACID FAST DISINTEGRATING TABLET Adeltrudis Adelsa D, Oktavia Eka Puspita, Amalia Ayuningtyas, Marulita Isadora	1
STUDY EXPRESSION OF HUMAN ERYTHROPOIETIN EXPRESSION IN MAMMALIAN CELL Adi Santoso, Popi Hadiwisnuwardhani, Yana Rubiana, Yulaika Romadhani, Endah Puji Septisetyani, Dyaningtyas D.P. Putri	4
ANTIOXIDANT STABILITY ASSAY OF ALPHA TOCOPHERYL ACETATE IN SOLID LIPID NANOPARTICLE SYSTEM (LIPID BASE BEESWAX AND MONOSTEARIC GLISERYL 50:50) Anggie Widhi, Noorma Rosita, Widji Soeratri	8
A BIOACTIVE <i>BOVINE HYDROXYAPATITE</i> -GELATIN IMPLANT FOR IN VITRO GENTAMICIN RELEASE Aniek Setiya Budiati, M. Zainuddin, Junaidi Khotib, Diah Himawati	13
EFFECT OF COMPARISON SURFACTANT AND COSURFACTANT IN WATER/OIL MICROEMULSION IN RELEASE OF OVALBUMIN Microemulsion Water/Oil with Surfactant (Span 80-Tween 80) : Cosurfactant (Ethanol) =5:1, 6:1, and 7:1 Anisa Rizki Amalia, Riesta Primaharinastiti, Esti Hendradi	18
ANALYSIS OF MYCOLIC ACIDS CLEAVAGE PRODUCT OF <i>Mycobacterium tuberculosis</i> BY GAS CHROMATOGRAPHY-FLAME IONIZATION DETECTOR Asri Darmawati, Deby Kusumaningrum, Isnaeni, Muhamad Zainuddin	21
PERIPLASMIC EXPRESSION OF GENE ENCODING ANTI-EGFRvIII SINGLE-CHAIN VARIABLE FRAGMENT ANTIBODY USING PeIB LEADER SEQUENCE IN <i>ESCHERICHIA COLI</i> Kartika Sari Dewi, Debbie Sofie Retnoningrum, Catur Riani, Asrul Muhamad Fuad	24
IN VIVO ANTIMALARIAL ACTIVITY OF ETHANOL EXTRACT AND ETHYL ACETATE FRACTION OF <i>Alectryon serratus</i> LEAVES ON <i>Plasmodium berghei</i> INFECTED MICE Aty Widyawaruyanti, Uswatun Khasanah, Lidya Tumewu, Hilkatul Ilmi, Achmad Fuad Hafid, Indah S Tantular	30
PROFILE OF COMMUNITY PHARMACISTS KNOWLEDGE IN PATIENT ASSESSMENT WITH INFLUENZA SYMPTOMS AND ITS PRODUCTS Azza Faturrohmah, Arie Sulistyarani, Ana Yuda	33

SOLUBILITY AND DISSOLUTION STUDY OF KETOPROFEN – HIDROXYPROPYL- β -CYCLODEXTRIN INCLUSION COMPLEX (Prepared by Kneading Method) Bambang Widjaja, Achmad Radjaram, Arafah Zulhana	37
FORMULATION AND STABILITY TESTING OF MELOXICAM SOLID DISPERSION GEL Budipratiwi Wisudyaningsih, Inka Dewi Nur Anggaraini, Fersiya Wardani	40
EFFECT OF MENTHOL AS PENETRATION ENHANCER TO DICLOFENAC SODIUM MEMBRANE-TYPED TRANSDERMAL PATCH CHARACTERIZATION Destria Indah Sari, Esti Hendradi, Junaidi Khotib	43
PHYSICAL CHARACTERISTICS AND RELEASE STUDY OF OVALBUMIN FROM ALGINATE MICROSPHERES PREPARED BY DIFFERENT CONCENTRATION OF ALGINATE AND BaCl ₂ USING AEROSOLIZATION TECHNIQUE Dewi Melani Hariyadi, Tristiana Erawati, Sisilia Ermawahyuningtyas	46
MUCOADHESIVE TABLET OF ETHANOLIC EXTRACT OF SAMBILOTO (<i>Andrographis paniculata</i>) AS ANTIDIABETIC USING CHITOSAN Dhadhang Wahyu Kurniawan, Hening Pratiwi, and Lingga Ikaditya	50
PHYSICAL INTERACTION STUDY OF IBUPROFEN-STEARIC ACID BINARY MIXTURE Diajeng Putri Paramita, Dwi Setyawan, Dewi Isadiartuti	59
MOLECULAR MODELING AND SYNTHESIS OF 1-(3,4-Dichlorobenzoyl)-1,3-dimethylurea Dian Agung Pangaribowo, Siswandono, Bambang Tri Purwanto	63
EXPRESSION OF RECOMBINANT HUMAN GRANULOCYTE-COLONY STIMULATING FACTOR WITHIN PERIPLASMIC COMPARTMENT OF <i>Escherichia coli</i> USING PeIB LEADER PEPTIDE Dian Fitria Agustiyanti, Asrul Muhamad Fuad	66
EVALUATION OF ANTIHYPERURICEMIC ACTIVITY FROM BULBS OF BAWANG TIWAI (<i>Eleutherine palmifolia</i> (L.) Merr.) BY IN VITRO AND IN VIVO STUDIES Dian Ratih Laksmiawati, Rininta Firdaus, Yulinda, Mediana Astika	72
ANTIOXIDANT ACTIVITY OF 96% ETHANOL EXTRACT OF COMBINATION OF STRAWBERRY FRUIT (<i>Fragaria x ananassa</i> Duch.) AND STARFRUIT (<i>Averrhoa carambola</i> L.) USING ABTS FREE RADICAL SCAVENGING METHOD Diana Serlahwaty, Indira Natalia Timang	76
ENHANCEMENT OF SOLUBILITY AND DISSOLUTION ATORVASTATIN BY MICROCRYSTALLIZATION METHOD Dolih Gozali, Yoga Windu Wardhana, Ronny Tandela	79
IN VITRO ANTIMALARIAL ACTIVITY OF DICHLOROMETHANE SUB-FRACTION OF <i>Eucalyptus globulus</i> L. Stem AGAINST <i>Plasmodium falciparum</i> Elis Suwarni, Achmad Fuad Hafid, Aty Widayawaruyanti	86
<i>Arcangelisia flava</i> INCREASES RATS' LEUKOCYTES BUT HAS BIPHASIC EFFECT ON RATS' LYMPHOCYTE Endah Puspitasari, Evi Umayah Ulfa, Vita Ariati, Mohammad SulthonHabibi	89

IN VITRO ANTIMALARIAL ACTIVITY OF CHLOROFORM SUBFRACTION OF SALAM BADAK LEAVES (<i>Acmena acuminatissima</i>) Erna Cahyaningsih, Achmad Fuad Hafid, Aty Widyawaruyanti	92
CHARACTERIZATION OF DOSAGE FORM AND PENETRATION DICLOFENAC SODIUM WITH MICROEMULSION SYSTEM IN HPMC 4000 GEL BASE (Microemulsion W/O with rasio use of surfactant Span 80 – Tween 80 : Cosurfactan Ethanol 96% = 6:1) Esti Hendradi, Tutiek Purwanti, Karina Wahyu Irawati	95
CONSTRUCTION AND VALIDATION OF THE STRUCTURE-BASED VIRTUAL SCREENING PROTOCOLS WITH PDB CODE OF 3LN1 TO DISCOVER CYCLOOXYGENASE-2 INHIBITORS Mumpuni E, Nurrochmad A, Pranowo HD, Jenie UA, Istyastono EP	99
VALIDATED UV SPECTROPHOTOMETRIC METHOD FOR THE DETERMINATION OF ASPIRIN IN RABBIT PLASMA : APLICATION TO BIOAVAILABILITY STUDY OF ASPIRIN MICROCAPSULE IN RABBIT Faizatun, Novi yantih, Teguh Iman Saputra	102
EFFECT OF COMPARISON OF SURFACTANT AND COSURFACTANT W/O MICROEMULSION OVALBUMIN WITH SOYBEAN OIL TO PHYSICOCHEMICAL CHARACTERIZATION (w/o Microemulsion with Surfactant Span 80- Tween 80 : Cosurfactant Ethanol 96% = 5:1; 6:1 and 7:1) Farida Mutiara Sari, Riesta Primaharinastiti, Esti Hendradi	105
pH INFLUENCE IN DESALTING PROCESS OF CRUDE PERTUSSIS TOXIN (PT) AND FILAMENTOUS HEMAGGLUTININ (FHA) PURIFICATION FROM <i>Bordetella pertussis</i> BY SEPHADEX G-25 COLUMN CHROMATOGRAPHY Faris Adrianto, Esti Hendradi, Neni Nurainy, Isnaeni	108
SEPARATION OF COSMETIC PRESERVATIVES USING SILICA-BASED MONOLITHIC COLUMN Febri Annuryanti, Riesta Primaharinastiti, Moch. Yuwono	111
PREPARATION AND CHARACTERIZATION OF TELMISARTAN-CITRIC ACID CO-CRYSTAL Fikri Alatas, Hestiary Ratih, Sundani Nurono Soewandhie	114
PATIENTS' AND CAREGIVERS' LIQUID MEDICATION ADMINISTRATION ERRORS Gusti Noorrizka Veronika Achmad, Gesnita Nugraheni	117
THE POTENCY OF CANARIUM OIL (<i>Canarium indicum</i>) AS A MATERIAL FOR STRUCTURED LIPID PRODUCTION Hamidah Rahman, Johnner P Sitompul, Kusnandar Anggadiredja, Tutus Gusdinar	121
EFFECT OF TREHALOSE ON THERMAL PROPERTIES OF PHOSPHOLIPID-DDA AND TPGS MIXTURES Helmy Yusuf	124
PREPARATION AND CHARACTERIZATION OF FLUKONAZOLE- β -CYCLODEXTRIN INCLUSION COMPLEXES Hestiary Ratih, Fikri Alatas, Erin Karlina	127
ISOLATION AND IDENTIFICATION OF ANTIOXIDANT COMPOUND BY BIOPRODUCTION OF ENDOPHYTIC FUNGI OF TURMERIC (<i>Curcuma longa</i> L.) ISOLATE CL.SMI.RF11 Hindra Rahmawati, Bustanussalam, Partomuan Simanjuntak	130

MODIFICATION PROCESS OF NATURAL CASSAVA STARCH : THE STUDY OF CHARACTERISTICS AND PHYSICAL PROPERTIES Prasetia, Jemmy A, C.I.S. Arisanti, N.P.P.A. Dewi, G.A.R. Astuti, N.W.N Yulianingsih, I M.A.G. Wirasuta	133
DRUG USE PROFILE OF DIABETIC PATIENTS IN EAST SURABAYA PRIMARY HEALTH CARE I Nyoman Wijaya, Azza Faturrohmah, Ana Yuda, Mufarriha, Tesa Geovani Santoso, Dina Kartika, Hikmah Prasasti N, Whanni Wido Agustin	136
GLYCINE MAX DETAM II VARIETY AS PREVENTIVE AND CURATIVE ORGAN DAMAGE DUE TO EXPOSURE TO ,LEAD (Pb) Rika Yulia, Sylvan Septian Ressandy, Gusti Ayu Putu Puspikaryani, I Putu Agus Yulyastrawan, Dewa Ayu Kusuma Dewi	142
AN ACTIVITY TEST OF MATOA LEAVES EXTRACT AS HEART RATE FREQUENCY REDUCTION WITH ADRENALINE INDUCTION Ika Purwidyaningrum, Elin Yulinah Sukandar, Irda Fidrianny	144
EFFORT TO REDUCE COMPRESSIBILITY OF RAMIPRIL THROUGH CRYSTAL ENGINEERING Indra, Sundani N Soewandhi	147
IN VITRO ALPHA-GLUCOSIDASE INHIBITORY ACTIVITY OF ETHANOLIC LEAF EXTRACT AND FRACTIONS OF <i>Rauwolfia serpentina</i> (L.) Benth. ex Kurz Julie Anne D. Bolaños, Ivan L. Lawag	150
PERIPLASMIC EXPRESSION OF GENE ENCODING ANTI-EGFRvIII SINGLE-CHAIN VARIABLE FRAGMENT ANTIBODY USING PeIB LEADER SEQUENCE IN <i>Escherichia coli</i> Kartika Sari Dewi, Debbie Sofie Retnoningrum, Catur Riani, Asrul Muhamad Fuad	153
CHARACTERIZATION AND LD ₅₀ VALUE DETERMINATION OF 1,5-bis(3'-ethoxy-4'-hydroxyphenyl)-1,4-pentadiene-3-one (EHP) Lestari Rahayu, Septian, Esti Mumpuni	159
DEVELOPMENT OF MELOXICAM TRANSDERMAL MATRIX TYPE PATCH USING POLYVINYLPIRROLIDONE, HYDROXYPROPYL METHYLCELLULOSE, AND ETHYL CELLULOSE COMBINATION Lidya Ameliana, Monica Iwud, Selly Rio	162
ANTIHEPATITIS C VIRUS ACTIVITY SCREENING ON <i>Harpullia arborea</i> EXTRACTS AND ISOLATED COMPOUND Lidya Tumewu, Evhy Apryani, Mei Ria Santi, Tutik Sri Wahyuni, Adita Ayu Permanasari, Myrna Adianti, Chie Aoki, Aty Widyawaruyanti, Achmad Fuad Hafid, Maria Inge Lusida, Soetjipto, Hak Hotta	165
HPLC METHOD PRECISION TO ASSAY OF A-MANGOSTIN IN Mangosteen (<i>Garcinia mangostana</i> L.) FRUIT RIND EXTRACT FORMULATED IN ORAL SOLUTION Liliek Nurhidayati, Siti Sofiah, Ros Sumarny, Kevin Caesar	168

PREPARATION AND CHARACTERIZATION OF NARINGENIN-LOADED CHITOSAN NANOPARTICLES FOR CHEMOPREVENTION

Lina Winarti, Lusia Oktora Ruma Kumala Sari 170

RELATIONSHIP OF KNOWLEDGE AND PATIENT BEHAVIOR ON SELF MEDICATION PIROXICAM
(Studies of Pharmacy in Sukun District , Malang City)

Liza Pristianty, Reshtia Eriana Putri, Hidayah Rachmawati 173

EFFECT OF CHRONIC USE OF ENERGY DRINK ON KIDNEY

Mahardian Rahmadi, Zamrotul Izzah, Mareta Rindang A, Aniek Setya B, Suharjono 176

SCREENING OF SURFACE MODIFIERS TO PRODUCE STABLE NANOSUSPENSION : A GENERAL GUIDANCE

Maria Lucia Ardhani Dwi Lestari 179

DEVELOPMENT OF SIMPLE POLYPHENOL SENSOR BASED ON SODIUM META PERIODATE AND 3-METHYL-2-BENZOTHAZOLINONE HYDRAZONE FOR COFFEE SAMPLES

Moch. Amrun Hidayat, Nindya Puspitaningtyas, Agus Abdul Gani, Bambang Kuswandi 181

VALIDATION OF AN HPLC ANALYTICAL METHOD FOR DETERMINATION OF LEVOFLOXACIN IN OPHTHALMIC PREPARATIONS

Mochamad Yuwono, Riesta Primaharinastiti, Ageng Teguh Wardoyo 184

VALIDATION OF SPECTROPHOTOMETRIC METHOD FOR ESTIMATION OF EPERISONE HYDROCHLORIDE IN TABLET DOSAGE FORM

Nia Kristiningrum, Diah Yuli Pangesti 187

ANTIOSTEOPOROTIC ACTIVITY OF 96% ETHANOLIC EXTRACTS OF ABELMOSCHUS MANIHOT L.MEDIK LEAVES AND EXERCISE ON INCREASING BONE DENSITY OF FEMALE MICE'S FEMORAL TRABECULAR

Niliestria Ayu Faramitha Sholikhah 190

EFFECT OF β -CYCLODEXTRIN ON SPF VALUE AND INHIBITION OF KOJIC ACIDSTYROSINASE ACTIVITY IN VANISHING CREAM BASE FORMULATION (ON SUNSCREEN PRODUCT CONTAINED OXYBENZONE)

Noorma Rosita, Diana, Diana Winarita, Tristiana Erawati, Widji Soeratri 193

ANTIMICROBIAL ACTIVITY OF LACTOBACILLI PROBIOTIC MILK AND GUAVA LEAF ETHANOLIC EXTRACT (Psidium guajava) COMBINATION AGAINST BACTERIAL CAUSE OF DIARRHEA

Nur Putri Ranti, Isnaeni, Juniar Moechtar, Febri Annuryanti 197

THE INFLUENCES OF PARTICLE SIZE AND SHAPE ON ZETA POTENTIAL OF COENZYME Q10 NANOSUSPENSION

Nuttakorn Baisaeng 200

SYNTHESIS, MOLECULAR DOCKING, AND ANTITUMOR ACTIVITY OF N,N'-Dibenzoyl-N,N'-Dimethylurea AGAINST HUMAN BREAST CANCER CELL LINE (MCF-7)

Nuzul Wahyuning Diyah 203

EXPRESSION OF ANTI-EGFRVIII SINGLE CHAIN FRAGMENT ANTIBODY (SCFV) ON THE SURFACE OF PICHIA PASTORIS

Pratika Viogenta, Asrul Muhamad Fuad, Suharsono 206

SUBCLONING OF csf3syn (COLONY STIMULATING FACTOR-3) GENE INTO pGAPZ? AND TRANSFORMATION OF RECOMBINANT VECTOR INTO PICHIA PASTORIS Prety Ihda Arfia, Asrul Muhamad Fuad	212
THE USE OF PERICARP MANGOSTEEN (<i>Garcinia mangostana</i> L.) EXTRACT IN FORMULATION OF CREAM-TYPE O / W Rahmah Elfiyani, Naniek Setiadi Radjab, Mia Sagita Sofyan	218
CHITOSAN BASED PARTICULATE CARRIER OF DITERPENE LACTON OF SAMBILOTO PREPARED BY IONIC GELATION-SPRAY DRYING :EFFECT OF STIRRING RATE AND NOZZLE DIAMETER Retno Sari, Titin Suhartanti, Dwi Setyawan, Esti Hendradi, Widji Soeratri	222
GAS CHROMATOGRAPHY-MASS SPECTROMETRY METHOD VALIDATION FOR PESTICIDES RESIDUES ANALYSIS IN FOOD USING QuEChERS KIT Riesta Primaharinastiti, Setyo Prihatiningtyas, Mochammad Yuwono	225
CHARACTERIZATION OF PARACETAMOL ORALLY DISINTEGRATING TABLET USING GELATIN 1% AND 2% AS BINDER AND POLYPLASDONE XL-10 10% AS DISINTEGRANT (Prepared by Freeze Drying Method) Roisah Nawatila, Dwi Setyawan. Bambang Widjaja	230
ANTIOXIDANT STUDY OF COSOLVENT SOLUTION OF MANGOSTEEN (<i>Garcinia mangostana</i> L.) RIND EXTRACT IN RATS BY USING MDA PARAMETER Ros Sumarny, Liliek Nurhidayati, Yati Sumiyati, Fransiska Diana Santi	233
SCREENING OF SELECTED PHILIPPINE ROOT CROPS FOR α -Glucosidase INHIBITION Sarah Jane S. Almazora, Ivan L. Lawag	236
NIOSOME EMULGEL FORMULATION AND STABILITY TEST OF CINNAMON (<i>Cinnamomum burmanii</i> Nees & Th. Nees) Bark ETHANOLIC EXTRACT AS ANTIOXIDANT Sasanti Darijanto, Fidriani Irda, Widhita P.A.S	239
THEOPHYLLINE RELEASE FROM SUSTAINED RELEASE TABLET USING LACTOSA AND PVP K30 AS A CHANELLING AGENT Sugiyartono, Retno Sari, Agus Syamsur Rijal, TriMulyani, Agustina Maharani	242
EFFORTS TO PRODUCE 1-(BENZOYLOXY)UREA AS ANTICANCER DRUG CANDIDATE Suko Hardjono	245
DEVELOPMENT OF PEGylated RAPAMYCIN LITHOCHOLIC ACID MICELLE FOR CANCER THERAPY Aran Tapsiri, Kanokwan Jaiprasert, Rungtip Nooma, Awadsada Sukgasem, Supang Khondee	248
FEASIBILITY OF ORAL IMMUNIZATION AGAINST JAPANESE ENCEPHALITIS VIRUS USING CHITOSAN PARTICLES Supavadee Boontha, Worawan Boonyo, Hans E. Junginger, Tasana Pitaksuteepong, Neti Waranuch, Assadang Polnok, Narong Nitatpattana, Sutee Yoksan	251

THE INFLUENCE OF HYDROXY GROUP AT ORTHO (o) AND PARA (p) POSITIONS ON METILBENZOAT AGAINST SYNTHESIS OF HIDROKSIBENZOAHIDRAZIDA DERIVATIVES Suzana, Adita R, Melanny Ika .S, Juni Ekowati, Marcellino Rudyanto, Hadi Poerwono, Tutuk Budiati	254
ANTIOXIDANT ACTIVITY TEST OF BEE PROPOLIS EXTRACT (Apis mellifera L.) USING DPPH (1,1-diphenyl-2-picrilhidrazyl) FREE RADICALS SCAVENGING ACTIVITY Titiek Martati, Shahyawidya	258
CAPSULE FORMULATION and EVALUATION COMBINATION OF AQUEOUS EXTRACT OF Phaleria's (Phaleria macrocarpa (Scheff Boerf)) FRUITS and LEAVES as ANTIHIPERTENSIVE AGENT Titta H Sutarna, Sri Wahyuningsih, Julia Ratnawati, Fahrouk P, Suci Nar Vikasari, Ita Nur Anisa	260
MANUFACTURE AND CHARACTERIZATION OF SOLID DISPERSION GLIKLAZID- PVP K90 Titta H Sutarna, Fikri Alatas, Cich Ayu Ningsih	264
ANTI-INFLAMMATORY ACTIVITY OF PARA METHOXY CINNAMIC ACID (PMCA) IN NANOEMULSION USING SOYBEAN OIL Tristiana Erawati M, Anneke Indraswari P, Nanda Ghernasih N.C, Noorma Rosita, Suwaldi Martodihardjo, Widji Soeratri	266
PHYSICAL CHARACTERISTICS AND PENETRATION OF DICLOFENAC SODIUM NIOSOMAL SYSTEM USING SPAN 20 AND SPAN 60 Tutiek Purwanti, Esti Hendradi, Noverika A. Putri, Nurtya J. Devi	271
FORMULATION AND CHARACTERISZATION OF JUICE OF LIME GEL USING CMC-Na BASE Uswatun Chasanah, Esti Hendradi, Inayah	275
HEPATOPROTECTIVE ACTIVITY OF Bidens pilosa L. IN CARBON TETRACHLORIDE INDUCED HEPATOTOXICITY IN RATS Vina Alvionita Soesilo, C.J. Soegihardjo	278
CYTOTOXIC ACTIVITY ASSAY AGAINTS HELA CELL LINES OF NOVEL ANTICANCER DRUG : N-(PHENYL CARBAMOYL)ISOBUTIRAMIDE Wimzy Rizqy Prabhata, Tri Widiandani, Siswandono	284
SIMPLE STEPS PURIFICATION OF RECOMBINANT HUMAN ERYTHROPOIETIN PRODUCED IN CHINESE HAMSTER OVARY CELL CULTURE Yana Rubiyana, Endah Puji Septisetyani, Adi Santoso	287
KINETICS STUDY COCRYSTALS KETOCONAZOLE-SUCCINIC ACID PREPARED WITH SLURRY METHOD BASED ON POWDER X-RAY DIFFRACTION (PXRD) Yuli Ainun Najih, Dwi Setyawan, Achmad Radjaram	290
CONSTRUCTION OF RECOMBINANT IMMUNOTOXIN Anti-EGFRvIII scFv::HPR FUSION PROTEIN AND INDUCIBLE EXPRESSION IN Pichia pastoris AS A TARGETED DRUG CANDIDATE Yuliawati, Asrul Muhamad Fuad	297
ALTERED PHARMACOKINETIC OF LEVOFLOXACIN BY COADMINISTRATION OF ATTAPULGITE Zamrotul Izzah, Toetik Aryani, Amalia Illiyyin, Budi Suprapti	303



MOLECULAR MODELING AND SYNTHESIS OF 1-(3,4-DICHLOROBENZOYL)-1,3-DIMETHYLUREA

Dian Agung Pangaribowo, Faculty of Pharmacy University of Jember, Jl. Kalimantan 1/2 Kampus Tegalboto Jember, agung.pangaribowo@gmail.com, +62 81553861546; Siswando, Faculty of Pharmacy Airlangga University, Jl. Dharmawangsa Dalam Surabaya 60286, siswando@unair.ac.id, +62 8123206328; Bambang Tri Purwanto, Faculty of Pharmacy Airlangga University, Jl. Dharmawangsa Dalam Surabaya 60286, bbg_tony@yahoo.com, +62 8123536513

INTRODUCTION

Cancer is a top killer of human beings. There is an urgency to develop highly efficacious and minimally toxic treatments for cancer. Most of the current cancer drugs usually exhibit high toxicity and are severely resisted by tumor cells in the clinic. This dilemma is particularly true for DNA-damaging agents, the mainstay of cancer treatment (Tao et al, 2007). Following DNA damage, normal cells arrest and attempt to repair at the cell cycle checkpoints G1 and S phases through tumor suppressor p53, and at G2 and S phases through checkpoint 1 kinase (Chk1) (Zhao et al, 2010). Checkpoint Kinase-1 (Chk1, CHK1, CHEK1) is a Ser/Thr protein kinase that mediates the cellular response to DNA-damage. Upon DNA-damage, Chk1 is activated by ATM and ATR kinases, which phosphorylate residues Ser-317 and/or Ser-345. Chk1 mediated signaling ultimately leads to S-phase or G2/M cell cycle arrest primarily driven by Cdk inhibition. Consequently Chk1 inhibition would abrogate this arrest, and therefore permit a cell with damaged DNA to continue through the cell cycle, ultimately resulting in mitotic catastrophe and/or apoptosis (Oza et al, 2006). Thus, selective inhibitors of Chk1 may be of great therapeutic value in cancer treatment (Li et al, 2006).

Several studies have been developed on urea derivatives as Chk1 inhibitors. As a part of our research for novel anticancer agents, we designed and synthesized 1-(3,4-dichlorobenzoyl)-1,3-dimethylurea. Docking simulation was performed using Molegro Virtual Docker of the Chk1 in complex with an inhibitor to explore the binding modes of this compound at the active site.

MATERIAL AND METHODS

Materials and Measurements

All chemicals and reagents used in current study were analytical grade. The IR spectra was recorded on FT-IR Perkin Elmer Spectrum One. The ¹H-NMR and ¹³C-NMR spectra were recorded on BRUKER BioSpin Avance III NMR Spectrometer in Chloroform-d₆ and chemical shift was reported in ppm (δ).

General Procedure for Synthesis of 1-(3,4-Dichlorobenzoyl)-1,3-Dimethylurea

To a stirred solution of 1,3-dimethylurea (0,08 mol) and triethylamine (0,08 mol) in THF (30 mL) was added 3,4-dichlorobenzoyl chloride (0,04 mol) in THF (15 mL) and the reaction mixture was reflux for 4 hour. The product was washed carefully with water and extracted with ethyl acetate; the resulting 1-(3,4-dichlorobenzoyl)-1,3-dimethylurea was purified by crystallization from EtOH (Figure 1).

Molecular Modeling

To assess the anti-cancer behavior of 1-(3,4-dichlorobenzoyl)-1,3-dimethylurea on structural basis, automated docking studies were carried out using Molegro Virtual Docker program, the scoring functions and hydrogen bonds formed with the surrounding amino acids are used to predict their binding modes, their binding affinities and orientation of this compound at the active site of the Chk-1 enzyme. The protein-ligand complex was constructed based on the X-ray structure of Chk-1 (2YWP.pdb downloaded from the pdb).

RESULT AND DISCUSSION

Chemistry



In our study, 1,3-dimethylurea and 3,4-dichlorobenzoyl chloride were dissolved in a mixture of TEA and THF, then refluxed for 4 h at 80°C, and white needle crystal of 1-(3,4-dichlorobenzoyl)-1,3-dimethylurea was obtained with yields of 75% and melting point 110°C. The synthetic compound gave satisfactory analytical and spectroscopic data, which was in full accordance with their depicted structures.

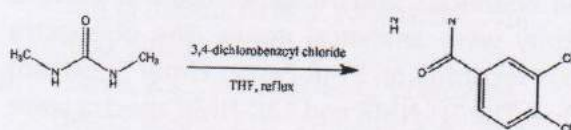


Figure 1. Synthetic scheme for 1-(3,4-dichlorobenzoyl)-1,3-dimethylurea

The IR spectrum of the synthesized urea was recorded (Figure 2) and it gives an absorption band 3316 cm⁻¹ representing the presence of -NH group. The absorption band at 1696 and 1652 cm⁻¹ confirms the imide group, and the absorption band at 1534 cm⁻¹ confirms the aromatic -C=C- group

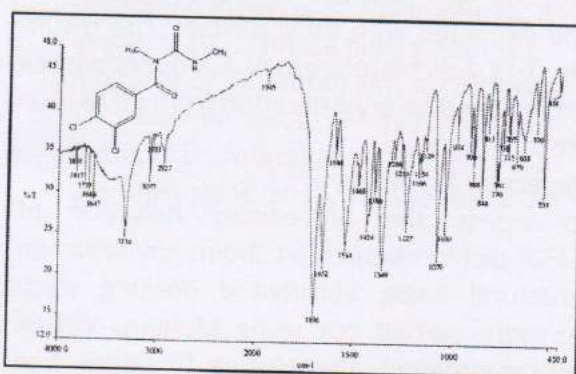


Figure 2. IR spectra of 1-(3,4-dichlorobenzoyl)-1,3-dimethylurea in KBr

The ¹H-NMR spectra (Figure 3) of synthesized urea give ¹H-NMR (400 MHz, Chloroform-d₆, δ ppm): 2.89 (d, 3H), 3.15 (s, 3H), 7.21-7.52 (m, 3H), 8.83 (s, 1H). The ¹³C-NMR spectra (Figure 4) of synthesized urea give ¹³C-NMR (400 MHz, Chloroform-d₆, δ ppm): 27.22 (-CH₃), 35.75 (-CH₃), 125.93-135.74 (-Ph), 155.79 (-C=O), 173.53 (-C=O).

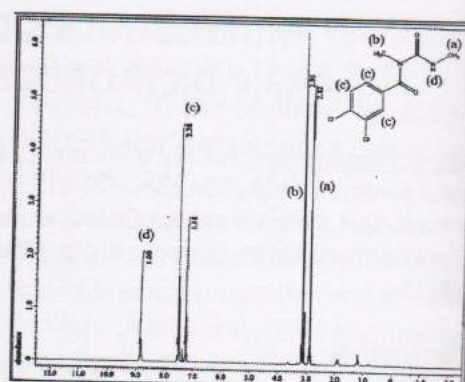


Figure 3. ¹H-NMR spectra of 1-(3,4-dichlorobenzoyl)-1,3-dimethylurea in Chloroform-d₆

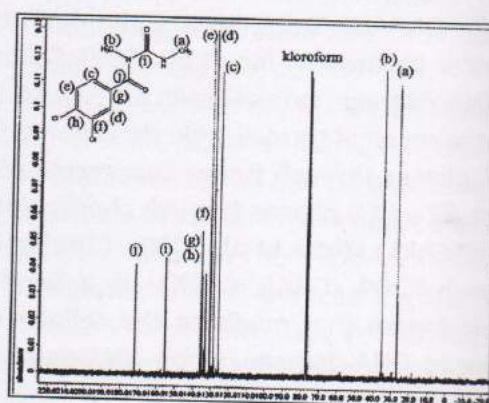


Figure 4. ¹³C-NMR spectra of 1-(3,4-dichlorobenzoyl)-1,3-dimethylurea in Chloroform-d₆

Molecular Modeling

In order to gain more understanding of the activity observed at the Chk1, molecular docking of 1-(3,4-dichlorobenzoyl)-1,3-dimethylurea into ATP binding site of Chk1 was performed on the binding model based on the Chk1 complex structure (2YWP.pdb). The binding model of this compound and Chk1 is depicted in Figure 5. 1-(3,4-dichlorobenzoyl)-1,3-dimethylurea shows Rank Score of -68,1456 and form one hydrogen bond between carbonyl moiety and Cys 87.

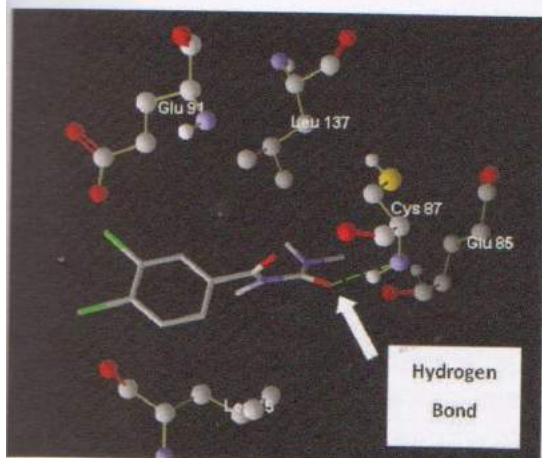


Figure 5. Docking of 1-(3,4-dichlorobenzoyl)-1,3-dimethylurea with Chk 1 shows intramolecular hydrogen bonds with Cys 87

CONCLUSION

A novel 1-benzoyl-1,3-dimethylurea has been designed and synthesized. The white needle crystal of 1-(3,4-dichlorobenzoyl)-1,3-dimethylurea was obtained with yields of 75% and melting point 110°C. The synthetic compound gave satisfactory analytical and spectroscopic data, which was in full accordance with their depicted structures. Docking simulation was performed to position the compound into the Chk1 active site to determine the probable binding model. 1-(3,4-dichlorobenzoyl)-1,3-dimethylurea shows a Rerank Score of -68,1456 and forms one hydrogen bond between the carbonyl moiety and Cys 87.

REFERENCES

- * Li, G., Hasvold, L.A., Tao, Z., Wang, G.T., et al. (2006). Synthesis and biological evaluation of 1-(2,4,5-trisubstitutedphenyl)-3-(5-cyanopyrazin-2-yl)ureas as potent Chk1 kinase inhibitors. *Bioorg Med Chem Lett.* 16: 2293–229
- * Oza, V., Ashwell, S., Brassil, P., Breed, J., et al. (2010). Discovery of a novel class of triazolones as Checkpoint Kinase inhibitors—Hit to lead exploration. *Bioorg Med Chem Lett.* 20: 5133–5138
- * Tao, Z., Li, G., Tong, Y., Stewart, K., et al. (2007). Discovery of 4'-(1,4-dihydro-indeno[1,2-c]pyrazol-3-yl) benzonitriles and 4'-(1,4-dihydro-indeno[1,2-c]pyrazol-3-yl) pyridine-2'-carbonitriles as potent checkpoint kinase 1 (Chk1) inhibitors. *Bioorg Med Chem Lett.* 17: 5944–5951
- * Zhao, L., Zhang, Y., Dai, C., Guzi, T., et al. (2010). Design, synthesis and SAR of thiopyridines as potent CHK1 inhibitors. *Bioorg Med Chem Lett.* 20: 7216–7221