

Mohammed A. Al-Sharafi
Mostafa Al-Emran
Mohammed Naji Al-Kabi
Khaled Shaalan *Editors*

Proceedings of the 2nd International Conference on Emerging Technologies and Intelligent Systems

ICETIS 2022, Volume 2

Lecture Notes in Networks and Systems

Volume 573

Series Editor

Janusz Kacprzyk, Systems Research Institute, Polish Academy of Sciences,
Warsaw, Poland

Advisory Editors

Fernando Gomide, Department of Computer Engineering and Automation—DCA,
School of Electrical and Computer Engineering—FEEC, University of
Campinas—UNICAMP, São Paulo, Brazil

Okyay Kaynak, Department of Electrical and Electronic Engineering,
Bogazici University, Istanbul, Turkey

Derong Liu, Department of Electrical and Computer Engineering, University of
Illinois at Chicago, Chicago, USA

Institute of Automation, Chinese Academy of Sciences, Beijing, China

Witold Pedrycz, Department of Electrical and Computer Engineering, University of
Alberta, Alberta, Canada

Systems Research Institute, Polish Academy of Sciences, Warsaw, Poland

Marios M. Polycarpou, Department of Electrical and Computer Engineering,
KIOS Research Center for Intelligent Systems and Networks, University of Cyprus,
Nicosia, Cyprus

Imre J. Rudas, Óbuda University, Budapest, Hungary

Jun Wang, Department of Computer Science, City University of Hong Kong,
Kowloon, Hong Kong

Digital Repository Universitas Jember

The series “Lecture Notes in Networks and Systems” publishes the latest developments in Networks and Systems—quickly, informally and with high quality. Original research reported in proceedings and post-proceedings represents the core of LNNS.

Volumes published in LNNS embrace all aspects and subfields of, as well as new challenges in, Networks and Systems.

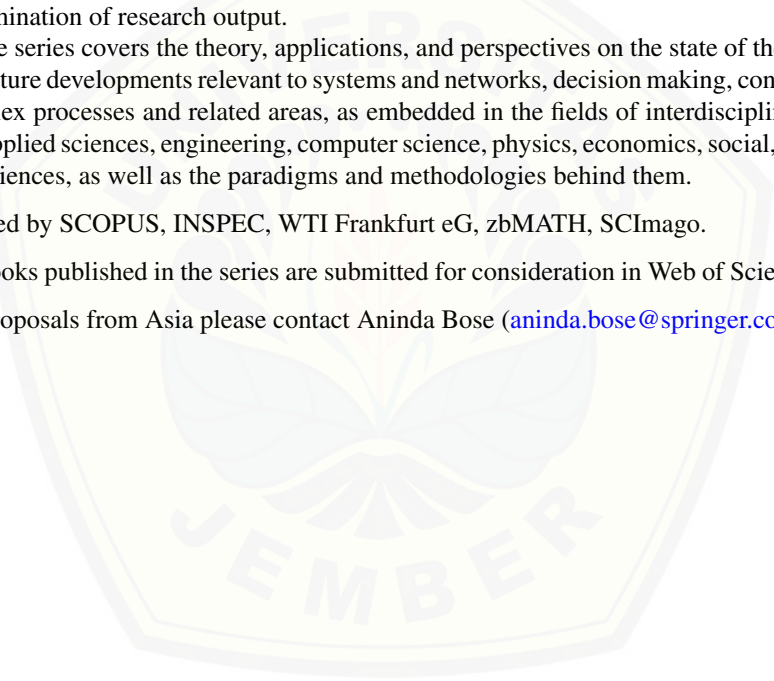
The series contains proceedings and edited volumes in systems and networks, spanning the areas of Cyber-Physical Systems, Autonomous Systems, Sensor Networks, Control Systems, Energy Systems, Automotive Systems, Biological Systems, Vehicular Networking and Connected Vehicles, Aerospace Systems, Automation, Manufacturing, Smart Grids, Nonlinear Systems, Power Systems, Robotics, Social Systems, Economic Systems and other. Of particular value to both the contributors and the readership are the short publication timeframe and the world-wide distribution and exposure which enable both a wide and rapid dissemination of research output.

The series covers the theory, applications, and perspectives on the state of the art and future developments relevant to systems and networks, decision making, control, complex processes and related areas, as embedded in the fields of interdisciplinary and applied sciences, engineering, computer science, physics, economics, social, and life sciences, as well as the paradigms and methodologies behind them.

Indexed by SCOPUS, INSPEC, WTI Frankfurt eG, zbMATH, SCImago.

All books published in the series are submitted for consideration in Web of Science.

For proposals from Asia please contact Aninda Bose (aninda.bose@springer.com).



Mohammed A. Al-Sharafi · Mostafa Al-Emran ·
Mohammed Naji Al-Kabi · Khaled Shaalan
Editors

Proceedings of the 2nd International Conference on Emerging Technologies and Intelligent Systems

ICETIS 2022, Volume 2

Editors

Mohammed A. Al-Sharafi
Department of Business Analytics
Sunway University
Subang Jaya, Selangor, Malaysia

Mohammed Naji Al-Kabi
Al Buraimi University College
Al Buraimi, Oman

Mostafa Al-Emran
The British University in Dubai
Dubai, United Arab Emirates

Khaled Shaalan
The British University in Dubai
Dubai, United Arab Emirates

ISSN 2367-3370

ISSN 2367-3389 (electronic)

Lecture Notes in Networks and Systems

ISBN 978-3-031-20428-9

ISBN 978-3-031-20429-6 (eBook)

<https://doi.org/10.1007/978-3-031-20429-6>

© The Editor(s) (if applicable) and The Author(s), under exclusive license to Springer Nature Switzerland AG 2023

This work is subject to copyright. All rights are solely and exclusively licensed by the Publisher, whether the whole or part of the material is concerned, specifically the rights of translation, reprinting, reuse of illustrations, recitation, broadcasting, reproduction on microfilms or in any other physical way, and transmission or information storage and retrieval, electronic adaptation, computer software, or by similar or dissimilar methodology now known or hereafter developed.

The use of general descriptive names, registered names, trademarks, service marks, etc. in this publication does not imply, even in the absence of a specific statement, that such names are exempt from the relevant protective laws and regulations and therefore free for general use.

The publisher, the authors, and the editors are safe to assume that the advice and information in this book are believed to be true and accurate at the date of publication. Neither the publisher nor the authors or the editors give a warranty, expressed or implied, with respect to the material contained herein or for any errors or omissions that may have been made. The publisher remains neutral with regard to jurisdictional claims in published maps and institutional affiliations.

This Springer imprint is published by the registered company Springer Nature Switzerland AG
The registered company address is: Gewerbestrasse 11, 6330 Cham, Switzerland

Preface

Over the past ten years, no one has disputed the contribution that intelligent systems and emerging technologies have made to developing digital societies and transforming the knowledge-based economy. The high number of practical new technologies is causing a rapid increase in experimental and theoretical outcomes. These technologies have played a crucial part in many industries, such as healthcare, education, tourism, and marketing. The main aim of the 2nd International Conference on Emerging Technologies and Intelligent Systems (ICETIS 2022) is to provide a forum for academics, researchers, and developers from both academia and industry to share and exchange their latest research contributions and identify practical implications of emerging technologies to advance the wheel of these solutions for global impact. In line with the fourth industrial revolution goals and its impact on sustainable development, ICETIS 2022 is devoted to increase the understanding and impact of emerging technologies on individuals, organizations, and societies, and how intelligent systems have recently reshaped these entities. ICETIS 2022 focuses on the recent innovations in Artificial Intelligence (AI) and Data Science, Advances in Information Security and Networking, Intelligent Health Informatics, Management Information Systems, Educational Technologies, and recent trends in Software Engineering.

The ICETIS 2022 was able to attract 200 submissions from 33 different countries across the globe. From the 200 submissions, we accepted 117 submissions, which represents an acceptance rate of 58.5%. Out of the 117 accepted submissions, 61 were selected to be published in this volume. The accepted papers in this volume were categorized into four main themes: *Artificial Intelligence and Data Science*, *Software Engineering*, *Emerging Technologies in Education*, and *Intelligent Health Informatics*. Each submission is reviewed by at least two reviewers, who are considered experts in the related submitted paper. The evaluation criteria include several issues, such as correctness, originality, technical strength, significance, quality of presentation, interest, and relevance to the conference scope. The conference proceedings are published in *Lecture Notes in Networks and Systems Series* by Springer, which has a high SJR impact.

We acknowledge all those who contributed to the success of ICETIS 2022. We would also like to express our gratitude to the reviewers for their valuable feedback

and suggestions. Without them, it was impossible to maintain the high quality and success of ICETIS 2022. As gratitude for their efforts, ICETIS 2022 is partnered with Publons to recognize the reviewers' contribution to peer review officially. This partnership means that reviewers can opt-in to have their reviews added to their Publons profile.

Subang Jaya, Malaysia
Dubai, United Arab Emirates
Al Buraimi, Oman
Dubai, United Arab Emirates

Volume Editors
Mohammed A. Al-Sharafi
Mostafa Al-Emran
Mohammed Naji Al-Kabi
Khaled Shaalan



Committes

Conference General Chairs

Dr. Mostafa Al-Emran, The British University in Dubai, UAE.
Prof. Khaled Shaalan, The British University in Dubai, UAE.

Conference Organizing Chair

Dr. Mohammed A. Al-Sharafi, Sunway University, Malaysia.

Program Committee Chair

Dr. Mohammed N. Al-Kabi, Al Buraimi University College, Oman.

Publication Committee Chairs

Dr. Mohammed A. Al-Sharafi, Sunway University, Malaysia.
Dr. Mostafa Al-Emran, The British University in Dubai, UAE.

Conference Tracks Chairs

Prof. Garry Tan Wei Han, UCSI University, Malaysia.

Prof. Vitaliy Mezhuhev, FH JOANNEUM University of Applied Sciences, Austria.

Dr. Abdullah B Nasser, University of Vaasa, Finland.

Dr. Ahmed Shihab Albahri, University of Information Technology and Communications, Iraq.

Dr. Amr Yassin, Ibb University, Yemen.

Dr. Baraq Ghaleb, Edinburgh Napier University, UK.

Dr. Ibrahim Arpaci, Bandirma Onyedi Eylul University, Turkey.

Members of Scientific Committee

Abdallah Namoun, Islamic University of Medina, Saudi Arabia.

Abdullah Nasser, University of Vaasa, Finland.

Abdulmajid Mohammed Aldaba, International Islamic University Malaysia, Malaysia.

AbdulRahman Al-Sewari, Universiti Malaysia Pahang, Malaysia.

Ahmed M. Mutahar, Management and Science University, Malaysia.

Aisyah Ibrahim, Universiti Malaysia Pahang, Malaysia.

Akhyari Nasir, University College TATI, Kemaman, Terengganu, Malaysia.

Alaa A. D. Taha, University of Mosul, Iraq.

Ali Nasser Ali AL-Tahitah, Universiti Sains Islam Malaysia, Malaysia.

Ali Qasem Saleh Al-Shetwi, Fahad Bin Sultan University, Saudi Arabia.

Ameen A. Ba Homaid, Universiti Malaysia Pahang, Malaysia.

Amir A. Abdulmuhsin, University of Mosul, Iraq.

Amr Abdullatif Yassin, Ibb University, Yemen.

Baraq Ghaleb, Edinburgh Napier University, UK.

Basheer Mohammed Al-haimi, Hebei University, Boading, China.

Bokolo Anthony Jnr, Norwegian University of Science and Technology, Norway.

Dalal Abdulmohsin Hammood, Middle Technical University, Iraq.

Eissa M. Alshari, Ibb University, Yemen.

Fadi A.T. Herzallah, Palestine Technical University—Kadoorie, Palestine.

Fathey Mohammed, Universiti Utara Malaysia, Malaysia.

Garry Wei Han Tan, UCSI University, Malaysia.

Gonçalo Marques, Universidade da Beira Interior, Portugal.

Hasan Sari, Universiti Tenaga Nasional, Malaysia.

Heider A. M. Wahsheh, King Faisal University, Saudi Arabia.

Hussam S. Alhadawi, Dijlah university college, Iraq.

Hussein Mohammed Esmail Abu Al-Rejal, University Utara Malaysia, Malaysia.

Ibrahim Arpaci, Gaziosmanpasa University, Turkey.

Joseph Ng, UCSI University, Malaysia.

Joshua A. Abolarinwa, Namibia University of Science and Technology, Namibia.
Kamal Mohammed Alhendawi, Al-Quds Open University. Faculty of Management, Palestine.
Kamal Karkonasasi, Universiti Malaysia Kelantan, Malaysia.
Khaled Shaalan, The British University in Dubai, UAE.
Marwah Alian, Hashemite University, Jordan.
Marwan Saeed Saif Moqbel, Ibb University, Yemen
Mikkay Wong Ei Leen, Sunway University, Malaysia.
Mohamed Elwakil, University of Cincinnati, USA.
Mohammed A. Al-Sharafi, Sunway University, Malaysia.
Mohammed A. Alsaih, University Putra Malaysia, Malaysia.
Mohammed Ahmed Talab, Almaarif university college, Iraq.
Mohammed Adam Kunna Azrag, Universiti Teknologi MARA (UiTM), Malaysia.
Mohammed N. Al-Kabi, Al Buraimi University College, Oman.
Mostafa Al-Emran, The British University in Dubai, UAE.
Mukhtar A. Kassem, Universiti Teknologi Malaysia, Malaysia.
Nejood Hashim Al-Walidi, Sanaa University, Yemen.
Noor Akma Abu Bakar, Tunku Abdul Rahman University College (TARC), Malaysia.
Noor Al-Qaysi, Universiti Pendidikan Sultan Idris, Malaysia.
Noor Suhana Sulaiman, University College TATI, Kemaman, Terengganu, Malaysia.
Osama Mohammad Aljarrh, University of Massachusetts Dartmouth, USA.
Osamah A. M. Ghaleb, Mustaqbal University, Saudi Arabia.
Qasim AlAjmi, A' Sharqiyah university- Oman.
Samer Ali Alshami, Universiti Teknikal Malaysia Melaka, Malaysia.
Taha Sadeq, Universiti Tunku Abdul Rahman, Malaysia
Tang Tiong Yew, Sunway University, Malaysia.
Vitaliy Mezhuhev, FH JOANNEUM University of Applied Sciences, Austria.

Publicity & Public Relations Committee

Hasan Sari, Universiti Tenaga Nasional, Malaysia.
Noor Akma Abu Bakar, Universiti Malaysia Pahang, Kuantan, Malaysia.

Finance Chair

Taha Sadeq, Universiti Tunku Abdul Rahman, Malaysia.

Contents

Artificial Intelligence and Data Science	
ECG Signal Classification Based on Neural Network	3
Bashar Al-Saffar, Yaseen Hadi Ali, Ali M. Muslim, and Haider Abdullah Ali	
A Review of Long Short-Term Memory Approach for Time Series Analysis and Forecasting	12
Nur Izzati Ab Kader, Umi Kalsom Yusof, Mohd Nor Akmal Khalid, and Nik Rosmawati Nik Husain	
Applying Modified LBP for 2D ECG Images Classification	22
Anfal Hamid Hammad and Azmi Shawkat Abdulbaqi	
Integrating Ontology with Imaging and Artificial Vision for a High-Level Semantic: A Review	32
Malak Belkebir, Toufik Messaoud Maarouk, and Brahim Nini	
Agent-Based Simulations for Aircraft Boarding: A Critical Review	42
Thaeer Kobbaey and Ghazala Bilquise	
Adaptive Systems and Materials Technologies in Civil Engineering: A Review	53
Mohammed A. Ahmed	
A New Method for EEG Signals Classification Based on RBF NN	66
Shokhan M. Al-Barzinji, Mohanad A. Al-Askari, and Azmi Shawkat Abdulbaqi	
Intelligent Fault Detection of Rotating Machinery Using Long-Short-Term Memory (LSTM) Network	76
A. Anwarsha and T. Narendiranath Babu	

What People Post During the Movement Control Order (MCO): A Content Analysis of Instagram’s Top Posts	84
Hong Lip Goh, Wen Hui Foo, Tat Huei Cham, Bee Chuan Sia, and Way Zhe Yap	
A Comparative Study on the Recognition of English and Arabic Handwritten Digits Based on the Combination of Transfer Learning and Classifier	95
Bashar Al-Saffar, Amjed R. Al-Abbas, and Selma Ayşe Özel	
Predictive Analytics for Oil and Gas Asset Maintenance Using XGBoost Algorithm	108
Norshakirah Aziz, Mohd Hafizul Afifi Abdullah, Nurul Aida Osman, Muhamad Nabil Musa, and Emelia Akashah Patah Akhir	
Event Detection and Information Extraction Strategies from Text: A Preliminary Study Using GENIA Corpus	118
Mohd Hafizul Afifi Abdullah, Norshakirah Aziz, Said Jadid Abdulkadir, Emelia Akashah Patah Akhir, and Noureen Talpur	
Human Evacuation Movement Simulation Model: Concepts and Techniques	128
Noor Akma Abu Bakar, Siew Mooi Lim, and Mazlina Abdul Majid	
A Data Mining Approach to Determine Prospective Debtor of Unsecured Credit (Case Study: Bank XYZ in Indonesia)	138
Devi Fitriannah, Anita Ratnasari, S. Ayu Eka Fuji, and Siew Mooi Lim	
Date Palm Leaves Discoloration Detection System Using Deep Transfer Learning	150
Shamma Alshehhi, Shamma Almannae, and Maad Shatnawi	
Solving Drinking-Water Challenges: Supply and Temperature in a Smart Poultry Monitoring System Using IoT System	162
Ahmed Y. Mohammed, Harith A. Hussein, and Mocheheb Lazam Shuwandy	
Offline Marker-Less Augmented Reality Application for Exploring Threatened Historical Places	169
Hasan Badir Althewaynee, Maytham M. Hamood, and Harith A. Hussein	
A Robust Tuned K-Nearest Neighbours Classifier for Software Defect Prediction	181
Abdullah B. Nasser, Waheed Ghanem, Antar Shaddad Hamed Abdul-Qawy, Mohammed A. H. Ali, Abdul-Malik Saad, Sanaa A. A. Ghaleb, and Nayef Alduais	

Smart Virtual Robot Automation (SVRA)-Improving Supplier Transactional Processes in Enterprise Resource Planning (ERP) System: A Conceptual Framework 194
Tiong Yew Tang, Narishah Mohamed Salleh, and Mikkay Ei Leen Wong

Recent Trends in Software Engineering

Design and Implementation of Modified Vedic Multiplier Using Modified Decoder-Based Adder 207
Arti Kumari, Saurabh Kharwar, Sangeeta Singh, Mustafa K. A. Mohammed, and Salim M. Zaki

Design and FPGA Implementation of Matrix Multiplier Using DEMUX-RCA-Based Vedic Multiplier 216
Balivada Yashwant Kumar, Saurabh Kharwar, Sangeeta Singh, Mustafa K. A. Mohammed, and Mohammed Dauwed

Analysis and Modeling of Brushless DC Motor PWM Control Technique Using PSIM Software 225
Ola Hussein Abd Ali Alzuabidi, Mohammed Abdulla Abdulsada, and Mohammed Wajeeh Hussein

Single-Bit Architecture for Low Power IoT Applications 235
Reeya Agrawal, Sangeeta Singh, Mustafa K. A. Mohammed, and Mohammed Dauwed

Hybrid Fuzzy Logic Active Force Control for Trajectory Tracking of a Quadrotor System 246
Sherif I. Abdelmaksoud, Musa Mailah, and Tang H. Hing

Semantic Analysis of Moving Objects in Video Sequences 257
Emad Mahmood Ibrahim, Mahmoud Mejdoub, and Nizar Zaghden

Improved Automatic License Plate Recognition System in Iraq for Surveillance System Using OCR 270
Yasir Dawood Salman, Hussam S. Alhadawi, Ahmed Salih Mahdi, and Fahad Taha AL-Dhief

Do We Use the Right Elements for Assurance Case Development? 278
Abdul Rehman Gilal, Abdul Sattar Palli, Jafreezal Jaafar, Bandeh Ali Talpur, Ahmad Waqas, and Ruqaya Gilal

Development of a Mobile Application for Scheduling Electric Vehicle Charging in Wind Energy Powered Facility 287
Misbah Abdelrahim, Ammar Ahmed Alkahtani, Gamal Alkaws, Yahia Baashar, and Sieh Kiong Tiong

Evaluating Websites Audit Tools: A Case Study of the Amazon Website 298
 Mohammed Fahad Alghenaim, Nur Azaliah Abu Bakar,
 and Fiza Abdul Rahim

Blockchain and Internet of Things (IoT): A Disruptive Integration 308
 Nazanin Moosavi and Hamed Taherdoost

Emerging Technologies in Education

Implementing UX Model at Dijlah University College 319
 Omar Sabraldeen Aziz, Zeena Tariq, and Zena Hussain

Integration of Face-to-Face Instruction and CALL in Computer-Assisted Cooperative Learning 337
 Amr Abdullatif Yassin, Norizan Abdul Razak,
 and Tg Nor Rizan Tg Mohamad Maasum

Smart Techniques for Moroccan Students’ Orientation 361
 Morad Badrani, Adil Marouan, Nabil Kannouf, and Abdelaziz Chetouani

A General and Theoretical Background of English Academic Writing with Reference to Saudi EFL Context 367
 Asma Abdullah Alasbali, Harmi Izzuan Baharum,
 and Zuhana Mohamed Zin

Measuring Educator Satisfaction of Learning Analytics for Online Learning Systems in Malaysia 382
 Nur Maisarah Shahril Khuzairi, Zaihisma Che Cob,
 and Thaharah Hilaluddin

Digital Support, Teacher Support, and Blended Learning Performance: Investigating the Moderating Effect of Gender Using Multigroup PLS-SEM Analysis 392
 Mohammed Ali Al-Awlaqi, Ahmed Mohammed Taqi,
 Nor Hasliza Binti Md Saad, and Nezar Al-Samhi

The Research on Design and Application of Dynamic Mathematics Integrable Ware Design Model in Junior High School 402
 Jianlan Tang, Jerito Pereira, Shiwei Tan, and Tommy Tanu Wijaya

Exploring the Accuracy of Mathematics Students on the Final Semester Assessment Based on Racsh Model Analysis in Timor-Leste 416
 Jerito Pereira, Jianlan Tang, Bento Soares,
 Rafiantika Megahnia Prihandini, and Tommy Tanu Wijaya

ZOOM-ing into a New Pedagogy: Permanent Adoption of Online Teaching and Learning in Private Higher Education Institution in Malaysia	426
Zufara Arneeda Zulfakar, Fitriya Abdul Rahim, Nor Haliza Che Hussain, Azrina Ahmad, Cham Tat-Huei, and Eugene Cheng-Xi Aw	
Analytical Review and Study on Student Performance Prediction: A Challenging Overview	436
Amlan Jyoti Baruah and Siddhartha Baruah	
Artificial Intelligence Applications in Education	451
Hamid S. Al-shakri and Khalid I. Al-Hamdani	
Setting Up a Dedicated Virtual Reality Application for Learning Critical Thinking and Problem-Solving Skills	459
Mohamed Benrahal, El Mostafa Bourhim, Ali Dahane, Oumayma Labti, and Aziz Akhiate	
Online Learning Readiness and Satisfaction Among Undergraduate Students	469
Nurulhaida Hasim and Junaidah Yusof	
User Acceptance of Augmented Reality in Education: An Analysis Based on the TAM Model	481
El Mostafa Bourhim and Oumayma Labti	
UTAUT2 Model to Explain the Adoption of Augmented Reality Technology in Education: An Empirical Study in Morocco	491
Mohamed Benrahal, El Mostafa Bourhim, Ali Dahane, Oumayma Labti, and Aziz Akhiate	
Question Guru: An Automated Multiple-Choice Question Generation System	501
Abdul Rehman Gilal, Ahmad Waqas, Bandeh Ali Talpur, Rizwan Ali Abro, Jafreezal Jaafar, and Zaira Hassan Amur	
Importance and Implications of Theory of Bloom's Taxonomy in Different Fields of Education	515
Abdul Momen, Mansoureh Ebrahimi, and Ahmad Muhyuddin Hassan	
Learning Chemistry with Interactive Simulations: Augmented Reality as Teaching Aid	526
Mohamed Benrahal, El Mostafa Bourhim, Ali Dahane, Oumayma Labti, and Aziz Akhiate	
Upskilling Educators for Pandemic Teaching: Using Video Technology in Higher Education	536
Chee Heong Lee, Pek Hoon Er, Tiny Chiu Yuen Tey, Priscilla Moses, Phaik Kin Cheah, and Tat-Huei Cham	

Analysing English for Science and Technology Reading Texts Using Flesch Reading Ease Online Formula: The Preparation for Academic Reading	546
Lubna Ali Mohammed, Musheer Abdulwahid Aljaberi, Antony Sheela Anmary, and Mohammed Abdulkhaleq	
Research on Continued Intention to Adopt E-Learning in Beijing University During Covid-19 Epidemic in China	562
Zhao Ming Sheng, Poh Hwa Eng, and Tat-Huei Cham	
Intelligent Health Informatics	
Real-Time Healthcare Surveillance System Based on Cloud Computing and IoT	575
Radwan Nazar Hamed and Azmi Shawkat Abdulbaqi	
A Review of Agent-Based Model Simulation for Covid 19 Spread	585
Samar Ibrahim	
Dengue in Bangladesh: Strategic Assessment Considering the Future Outbreak and Hospital Scenario	603
Md. Zahidur Rahman and Nur Mohammed	
Covid-19 Vaccine Public Opinion Analysis on Twitter Using Naive Bayes	613
Samar Ibrahim and Sheriff Abdallah	
Medical Application of Deep Learning-Based Detection on Malignant Melanoma	627
Abdulkader Helwan and Mohamad Khaleel Sallam Ma'aitah	
Privacy-Preserving Data Aggregation Scheme for E-Health	638
Matthew Watkins, Colby Dorsey, Daniel Rennier, Timothy Polley, Ahmed Sherif, and Mohamed Elasersy	
Classification of Skeletal Muscle Fiber Types Using Image Segmentation	647
Mehdy Mwaffeq Mehdy, Sarah Raad Mohammed, Nasser N. Khamiss, and Anam R. Al-Salihi	
Modeling the Intention to Use AI Healthcare Chabot's in the Indian Context	657
Aishwarya Nagarathinam, Aarthi Chellasamy, N. Elangovan, and Sangeetha Rengasamy	
Exploring the Technology Acceptance of Wearable Medical Devices Among the Younger Generation in Malaysia: The Role of Cognitive and Social Factors	667
Way Zhe Yap, Bee Chuan Sia, Hong Lip Goh, and Tat Huei Cham	

Can LSTM Model Predict the Moroccan GDP Growth Using Health Expenditure Features?	680
Ismail Ouaadi and Aomar Ibourk	
Author Index	691





Exploring the Accuracy of Mathematics Students on the Final Semester Assessment Based on Rasch Model Analysis in Timor-Leste

Jerito Pereira^{1,2}(✉), Jianlan Tang¹, Bento Soares²,
Rafiantika Megahnia Prihandini³ , and Tommy Tanu Wijaya⁴

¹ Department of Mathematics and Statistic, Guangxi Normal University, Guilin 541004, China
jeritopereira@gmail.com, tjlwxt@mailbox.gxnu.edu.cn

² Departamento de Ensino de Matematica, Universidade Nacional Timor-Lorosa'e, Timor-Leste,
Dili, Timor-Leste

³ Mathematics Education Department, University of Jember, Jember, Indonesia

⁴ School of Mathematical Sciences, Beijing Normal University, Beijing, China

<https://scholar.google.com/>

[citations?user=CHkmVX8AAAAJ&hl=en&oi=ao,](https://scholar.google.com/citations?user=CHkmVX8AAAAJ&hl=en&oi=ao)

[https://xueshu.baidu.com/scholarID/CN-B3HAFB1K,](https://xueshu.baidu.com/scholarID/CN-B3HAFB1K)

<https://scholar.google.com/citations?user=gEcc160AAAAJ&hl=en>

Abstract. Mathematics is a difficult subject and often bored students with it always low student learning outcomes, in addition to student understanding is still low due to student accuracy is still low. The purpose of this study was to determine whether student accuracy can affect learning achievement. This research was conducted in the country of Timor Leste at Escola Secundaria Catolica St. Madalena de Canossa in 2021/2022 school year. The researcher used a saturated sampling method, so that the entire class XI students were taken as the main sample with a total of 72 students. The instrument used was a multiple-choice test instrument with a total of 25 questions and data analysis using Winstep Rasch model software. The results of the study can be summarized that, in the wright person item, we can see that there are 68% of the question positions in the understanding, applying and analyzing stages, while most students around 77% are in that position, so the actual 77% of the students get the correct results but the results of the students' answers are mostly wrong. Thus, by using the Rasch model, we can see that most students do not have accuracy in solving problems.

Keywords: Students accuracy · Students assessment · Mathematics result · Rasch model analysis

1 Introduction

Mathematics is a very important science and can be implemented in various fields. Every aspect of everyday life always involves mathematics and is adapted to the needs

of each user (Pereira et al. 2021). The development of science and technology cannot be separated from the role of mathematics (Khalid Abdullah Bingimlas 2003). This is supported by the National Education Strategy Plan of the Ministry of Education and National Culture as stated in Article 3 Part 1 of the 11-year Priority Program (2011–2030). In the regulation, it is stated that mathematics is a universal science that underlies the development of modern technology, has an important role in various disciplines and advances the power of human thought. Based on this description, it can be concluded that mathematics is a very important science to learn but most people still think that mathematics is difficult to teach, learn and difficult to solve (Chadli et al. 2019).

Mathematical problem solving is a process carried out by students to solve a given problem by using their knowledge and understanding (Star et al. 2013). Important mathematical problem-solving abilities possessed by a student are as follows: (1) problem solving ability is a general goal of teaching mathematics, even as the heart of mathematics, (2) problem solving includes methods, procedures and strategies is a core and main process in the mathematics curriculum, and (3) completion of mathematics is a basic ability in learning mathematics. Problem solving ability is very important in learning mathematics, because almost every competency standard contains aspects of problem-solving ability. Students must be trained in the problem-solving process so that students can get used to making decisions in solving the problems they face (Sumule et al. 2018).

This cannot be separated from the role of an educator as a facilitator in the learning process. Educators are required to be able to direct students to solve mathematical problems using the right method. Educators are also expected to be able to understand the importance of student understanding which includes three main things, namely the ability to recognize, the ability to explain, and the ability to draw conclusions. Understanding the concept becomes an important capital in solving problems, because in determining problem solving strategies, mastery of the concepts that underlie these problems is required (Branca 1980).

In this regard, Naila explained that the low learning outcomes of students in mathematics are not only due to the low understanding of students but also due to the low accuracy of students. In line with the research of Lutvaidah and Hidayat (2019), there is an effect of reading accuracy in solving arithmetic problems. The results of Amir's research (2015) say that students' critical thinking processes in mathematics are different because of the students' accuracy in the re-examination process. This shows that students' accuracy in the learning process is very important to be mastered by students because it will affect the final results of students' answers. Muhammad (2017) explains that one of the important skills to be improved is a conscientious attitude. Accuracy is needed by students as their main foundation in a more optimal learning process and draws the right conclusions. Therefore, teachers have an important role to increase students' accuracy in solving math problems.

Students' thoroughness skills are urgent in the world of education because they can improve the quality of education. If students are able to work on the questions more carefully, there will be more correct answers than wrong ones. If one student is able to be more thorough in doing the questions, then thousands and even millions of students in Indonesia can contribute to improving the quality of education in our country. One of

the models that can explore students' accuracy in the mathematics learning process is the Rasch model. This model is effective because Rasch modeling converts raw score data into data with equal intervals so as to produce a linear, precise and unitary measurement scale (Febrian and Fera 2019). According to Febrianno et al. (2021) said that the basic principle of analysis of the Rasch model, namely probabilistic interpreted as students who have a higher level of ability than other students should have a greater opportunity to answer the correct questions.

Previously, to explore students' accuracy, classical theory was used, but in the process of applying this theory, it still has many weaknesses. Therefore, in this study, researchers focus on explore the accuracy of grade 10 mathematics students based on final semester assessments using modern theory Rasch model. By conducting this research, researcher hoped that using modern theory can provide an overview of the identification of students' level of accuracy in the process of solving mathematical problems and become a reference for educators and researchers in developing and improving students' accuracy in learning and solving mathematical problems.

2 Student Accuracy

Accuracy is the main accuracy or thoroughness of a person in doing something. Accuracy allows one's work and results to be more thorough, neat and accurate (Sheneamer 2021). Based on this definition, we can say that accuracy is the most important that must be owned by students, because this fundamental is used by students in studying a lesson, describing material concepts and working on questions during exams. Students who have low ability but have high accuracy, then the results of these students will be more than students who have high ability but low accuracy.

Accuracy students have a very important role that students must have, thus some previous researchers used various learning models to increase students' accuracy. Such as, the application of problem-based learning, cooperative script model, discovery learning, problem solving model, group investigation and others. Where the application of the discovery learning model can increase students' accuracy in doing exam questions and build reading skills (Setyaningsih and Utami 2021). Student learning outcomes based on the classical mastery cycle, where the increase in the percentage of student learning outcomes from the first cycle to the second cycle increased by 18.2%. Thus the application of the problem based learning model can increase the accuracy and student learning outcomes (Ashari et al. 2018; Nasution et al. 2018; Yoon et al. n.d.).

3 Methodology

This study uses a quantitative approach. The researcher carried out the learning process for twelve meetings based on the subject schedule and ended with the final semester exam. Furthermore, data collection from the intervention was carried out and carried out measurements.

3.1 Research Subject

The main sample in the study was students aged 16–18 years with a total of 72 students consisting of 18 male and 54 female in a private high school in Timor Leste which is located in the Capital of Timor Leste, Dili. A school founded by Religious Canossa with very good quality in Timor Leste. In the process of implementing the exam, the student's sitting position is arranged alphabetically by the name of the student with each code from 1–6 with different sequences alternately in different rooms.

3.2 Learning Implementation and Instrument

The learning model applied in learning is the conventional model and discussion. Educators fully facilitate the learning process. Process learning is more focused on mastering content and practice in problem solving. At each stage of problem solving the teacher invites students to discuss. Educators also provide practice questions after discussing sample questions. This is done with the aim of sharpening students' memory and understanding of the subject or sub-topic that has been conveyed.

In the exam researcher prepared 25 multiple choice test items with three diagnostic levels to measure students' mathematical understanding. This research focuses on students majoring in science and technology. The exam will take place on March 6, 2022, 25 multiple-choice questions that are done for 60 min during the exam.

3.3 Research Framework

The type of research used in this research is quantitative research using descriptive quantitative research type (Davies 2011; Reale 2013). More specifically, the descriptive quantitative method used in this research is case study method. The type of data used in this research is quantitative data that can be used. Measured or calculated directly, in the form of information or explanations expressed in numbers or figures. While the source of data in this study is primary data. Thus, quantitative data in the form of primary data needed in this study is the data on student results for the final semester assessment exam for the 2021/2022 school year.

3.4 Data Analysis Techniques

The technique of analyzing quantitative data obtained from the results of the end semester assessment exam in mathematics subjects is using the Rasch Model through the Winstep v5.4.2 software (Sumintono 2018). The Rasch model uses the principle of probability for each available choice which in classical test theory is prioritized on the total score of the results of the exam or questionnaire (Chao et al. 2018; Ibrahim et al. 2012). The result is a new unit called logit (log odd unit) which shows the students ability and difficulty of item, so that later from the logit value obtained, it can be concluded that the level of success of students in solving on the question really depend on the level of ability and level of difficult or the question or problem. For the data i in the form of a dichotomy, Rasch modeling combines an algorithm that expresses the results of probabilistic expectations of item and respondent which is mathematically expressed

through the following outputs tables Table 1.0 Variable (Wright) maps, Table 17.0 person measure, Table 22.0 scalograms, which is mathematically expressed as:

$$P_{ni} \left(x_{ni} = \frac{1}{\beta_n}, \delta_i \right) = \frac{e^{\beta_n - \delta_n}}{1 + e^{\beta_n - \delta_n}}$$

P is the probability of respondent in item to produce a correct answer () with the respondent's ability, and difficulty level of item.

4 Result and Finding

4.1 Wright Map (Person-Item)

Bloom's taxonomy which was initiated by Benjamin Bloom can be interpreted as a hierarchical structure that identifies skills from the lowest level to the highest level. This theory has had a lot of influence on the education sector from century to century until now and has undergone various revisions. Bloom views that items or questions such as asking or memorizing are still included in the category of the lowest cognitive level. Because the cognitive level starts from memorizing, understanding, applying, analyzing, evaluating and synthesizing. The levels of the cognitive domain can assist teachers in giving questions and evaluating students so that teachers can find out how far the cognitive level of students is.

Analysis of students' cognitive level can be done by using Winstep Table 1.0 software. Item person map (or Wright Map) is a tool for measuring the Rasch model. This software presents a map that describes the student's ability and level of difficulty using a logit ruler that provides information about test results. On the left side shows the distribution of students' abilities in solving math problems at the end of the semester from lower to higher ability students while on the right side shows the distribution of questions from the easiest to the most difficult questions (Iramaneerat, Smith, and Smith, 2008). The results of Winstep Table 1.0 are presented in Fig. 1. On the left side of the wright person, it is shown that there are four students with code 1DBF 2VEF 3CLF 5DRM which are students who have a high level of thinking ability while code 6EGF are students who have a very low level of thinking ability. On the right side of the Wright item, we can describe that the most difficult question is question number 11 and the easiest question is question number 3.

Based on Bloom's taxonomy theory, there are 6 cognitive stages of students, in the wright person item (Fig. 1) we can see that there are 68% of the question positions in the understanding, applying and analyzing stages while most students around 77% who are in that position are actually 77% of these students get the correct results but the results of the students' answers are mostly wrong. Thus, by using the Rasch model, we can see that most students do not have accuracy in solving problems. The results of students' inaccuracy can be seen clearly in the following scalogram (Fig. 1).

4.2 Scalogram

Students with codes 2DSF, 4GDM, 2UAM, 2EAF have the same ability as four students who have a high level of thinking ability. However, the four students were less careful in

TABLE 1.0 C:\Users\JeritoRaschGXNU ZOU029WS.TXTt Apr 16 2022 13:22
 INPUT: 72 Person 25 Item REPORTED: 72 Person 25 Item 2 CATS WINSTEPS 4.5.2

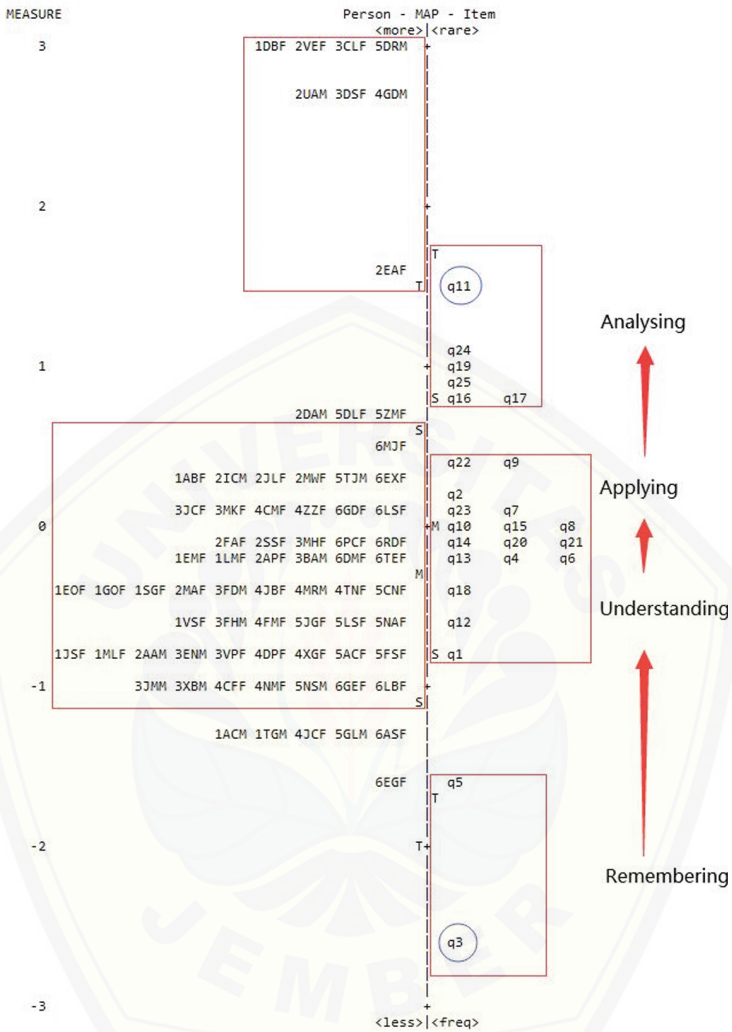


Fig. 1. Scalogram for students accuracy

solving the questions. Therefore, these students still make many mistakes in answering the easiest questions from the hardest, as well as several other students such as student codes 2DAM, 5DSL, 5ZMF, 6MJF,....1TGM AND 6EGF. Thus, by using the Rasch model, it can be seen that there are 51 female students out of 54 female students with a percentage of 71% who are not careful in solving math problems during the exam while there are 17 male students out of a total of 18 male students who not thorough in solving math problems during the exam as well as in Fig. 2.



Fig. 2. Output of Winstep Table 22.1 Scalogram

Likewise, in Table 22.1 of the scalogram, we can see that students who have the lowest abilities are not students who are in the last position with a student code of 6EGF. From some of these students who were only able to answer 5–9 questions out of 25 questions correctly, they could be categorized as low-ability students. The students with low thinking ability can be described as follows: students with code 5GLM, 4JCF, 6ASF, 1ACM, 4CFF, 3XBM, 1JSF, 1MLF, 1VSF. Figure 1 shows that the easiest question is question number 3 because it was only answered incorrectly by 7 students or about 97.2% of students who answered correctly. While the most difficult question is question number 11 because there are only 16 students who answered correctly or about 78% of all students answered incorrectly.

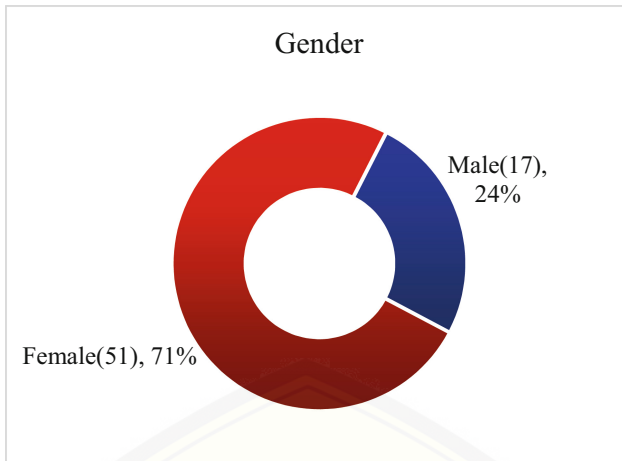


Fig. 3. Gender accuracy

5 Conclusion

Based on the objectives of this study, it is expected to provide an overview of the identification of the level of accuracy of students in the process of solving mathematical problems and become a reference for educators and researchers in developing and improving students' accuracy in learning and solving mathematical problems. In the wright person and item, we can conclude that there are 68% of the question positions at the understanding, applying and analyzing stage, while most students around 77% are in that position, so actually 77% of the students got the correct results but most of the students' answers were wrong. Wrong. Thus, by using the Rasch model, we can see that most students do not have accuracy in solving problems. On a scalogram that shows a systematic response pattern between test takers (sorted from high ability to low vertically, top to bottom) and items (ordered from easy to difficult horizontally, from left to right). The results of the research above, it can be observed that with the use of the Rasch model, it can be concluded that there are 51 female students out of 54 female students with a percentage of 71% who are not careful in solving math problems at the end of the semester while there are 17 male students out of the total. a total of 18 male students who were not thorough in solving the questions. Thus, the use of the Winstep Rasch analysis model can find out students who are smart by solving problems with full accuracy, students who are smart but not careful in working on questions, students whose results are correct at random, students who copy each other, answers that don't make sense.

Based on the results of the analysis and conclusions above, it can be suggested to pre-service teachers, teachers and lecturers to validate the constructs before the exam by using the Rasch model analysis because the Rasch modeling application in the student formative exam with Rasch has many advantages because it utilizes measurement accuracy. This can be used for detecting students' accuracy in solving problems, quality of questions, as well as detection of individual abilities and so on.

Acknowledgement. This research was supported by Guangxi Zhuang Autonomous region postgraduate Education Project (2020JGA129).

References

- Ashari, N.W., Ilyas, M.: Working with definition of absolute value: study on prospective mathematics teacher of Cokroaminoto Palopo University in real analysis subject. *J. Phys.: Conf. Ser.* **1028**(1) (2018). <https://doi.org/10.1088/1742-6596/1028/1/012139>
- Bingimlas, K.A.: ICT implementation and school leadership: case studies of ICT integration in teaching and learning. *Eurasia J. Math. Sci. Technol. Educ.* **41**(2):158–170 (2003). <https://doi.org/10.1108/09578230310464666>
- Branca, N.A.: Problem solving as goal, process and basic skills. In: Krulik, S., Reys, R.E., (eds.), Washington DC: NCTM.: *Problem Solving in School Mathematics* (1980)
- Chadli, A., Tranvouez, E., Bendella, F.: *Learning Word Problem Solving Process in Primary School Students: An Attempt to Combine Serious Game and Polya's Problem Solving Model*. Springer, Singapore (2019)
- Chao, C.N., Grace, F.T., Lai, T., Ji, M., Lo, S.K., Sin, K.F.: Which inclusive teaching tasks represent the highest level of teacher efficacy in primary and secondary schools? *Teach. Teach. Educ.* **75**, 164–173 (2018). <https://doi.org/10.1016/j.tate.2018.06.014>
- Davies, M.: Concept mapping, mind mapping and argument mapping: what are the differences and do they matter? *High. Educ.* **62**(3), 279–301 (2011). <https://doi.org/10.1007/s10734-010-9387-6>
- Ibrahim, F.M., Zubairi, Y.Z., Aziz, A.A., Zaharim, A.: Using the rasch model to assess examination beyond students' scores. *IEEE Global Engineering Education Conference, EDUCON* (February 2016) (2012). <https://doi.org/10.1109/EDUCON.2012.6201058>
- Kahveci, M., Orgill, MaryKay (eds.): *Affective Dimensions in Chemistry Education*. Springer, Heidelberg (2015). <https://doi.org/10.1007/978-3-662-45085-7>
- Nasution, M.L., Yerizon, Y., Gusmiyanti, R.: Students' mathematical problem-solving abilities through the application of learning models problem based learning. *IOP Conf. Ser.: Mater. Sci. Eng.* **335**(1) (2018). <https://doi.org/10.1088/1757-899X/335/1/012117>
- Pereira, J., Wijaya, T.T., Ying, Z., Purnama, A.: Learning points, lines, and plane geometry with Hawgent dynamic mathematics software. *J. Phys.: Conf. Ser.* **1882**(1), 012057 (2021). <https://doi.org/10.1088/1742-6596/1882/1/012057>
- Pereira, J., Jianlan, T., Wijaya, T.T., Purnama, A., Hermita, N., Tamur, M.: Using Hawgent mathematics software to help primary school students to read clocks. *J. Phys.: Conf. Ser.* **2049** (2021). <https://doi.org/10.1088/1742-6596/2049/1/012049>
- Reale, E.: Challenges in higher education research: the use of quantitative tools in comparative analyses. *High. Educ.* **67**(4), 409–422 (2013). <https://doi.org/10.1007/s10734-013-9680-2>
- Setyaningsih, N., Utami, D.P.: The implementation of the discovery model based on numbered head together reviewed from students' cognitive style in mathematics learning. *J. Phys.: Conf. Ser.* **1722**(1) (2021). <https://doi.org/10.1088/1742-6596/1722/1/012109>
- Sheneamer, A.: Comparison of deep learning and traditional methods for email spam filtering. *Int. J. Adv. Comput. Sci. Appl.* **12**(1), 560–565 (2021). <https://doi.org/10.14569/IJACSA.2021.0120164>
- Star, J.R., Anne Foegen, Matthew R. Larson, William G. McCallum, Jane Porath, Rose Mary Zbiek, Pia Caronongan, Joshua Furgeson, Betsy Keating, Julia Lyskawa, Mary R. Taber, William Obeng-denteh, Harold Wenglinisky, American Chemical Society, Auxencia Limjap, *International Journal, Education Learning, Development U. K. Vol, European Centre, Development UK* (2013)

- Sumintono, Bambang. 2018. "Rasch Model Measurements as Tools in Assesment for Learning." 173(Icei 2017):38–42. doi: <https://doi.org/10.2991/icei-17.2018.11>
- Sumule, U., S. M. Amin, and Y. Fuad. 2018. "Error Analysis of Indonesian Junior High School Student in Solving Space and Shape Content PISA Problem Using Newman Procedure." Journal of Physics: Conference Series 947(1). doi: <https://doi.org/10.1088/1742-6596/947/1/012053>
- Vier, B.C., et al.: Teaching Strategies for Improving Algebra Knowledge in Middle and High School Students. National Center for Education Evaluation and Regional Assistance 2(2), 1–71 (2013)

