



**THE EFFECT OF USING STORY MAPPING TECHNIQUE ON  
READING COMPREHENSION ACHIEVEMENT OF THE EIGHTH  
YEAR STUDENTS AT MTs. NEGERI BANGSALSARI  
IN THE 2012/2013 ACADEMIC YEAR**

**THESIS**

**By**

**Riza Kisfinata  
NIM 070210491118**

**ENGLISH LANGUAGE EDUCATION STUDY PROGRAM  
LANGUAGE AND ARTS EDUCATION DEPARTMENT  
FACULTY OF TEACHER TRAINING AND EDUCATION  
JEMBER UNIVERSITY  
2013**



**THE EFFECT OF USING STORY MAPPING TECHNIQUE ON  
READING COMPREHENSION ACHIEVEMENT OF THE EIGHTH  
YEAR STUDENTS AT MTs. NEGERI BANGSALSARI  
THE 2012/2013 ACADEMIC YEAR**

**THESIS**

Proposed to Fulfill One of the Requirements to Obtain the Degree of S1 at the English  
Language Education Study Program, Language and Arts Education Department  
Faculty of Teacher Training and Education, Jember University

**By**

**Riza Kisfinata  
NIM 070210491118**

**ENGLISH LANGUAGE EDUCATION STUDY PROGRAM  
LANGUAGE AND ARTS EDUCATION DEPARTMENT  
FACULTY OF TEACHER TRAINING AND EDUCATION  
JEMBER UNIVERSITY**

**2013**

## STATEMENT OF THESIS AUTHENTICITY

I certify that this research is an original and authentic piece of work by the author himself. All materials incorporated from secondary sources have been fully acknowledged and referenced.

I certify that the content of the thesis is the result of work which has been carried out since the official commencement date of the approved thesis title; this thesis has not been submitted previously, in whole or in part, to qualify for any other academic award; ethics procedure and guidelines of the thesis writing from the university and the faculty have been followed.

I am aware of the potential consequences of any breach of the procedures and guidelines, e.g. cancelation of academic award.

I hereby grant to the University of Jember the right to archive and to reproduce and communicate to the public my thesis or my project in whole or in part in the University /Faculty libraries in all forms of media, now or hereafter known.


Jember, December 20<sup>th</sup> 2012

Riza Kisfinata  
NIM 070210491118

## DEDICATION

This thesis is especially dedicated to:

1. My beloved parents, M. Suhaefi Muchtar and Kismianah.
2. My beloved young brother, Firman Ardhiansyah.
3. My beloved little sister, Cyntia Tri Arrifiana.
4. My Hero, Ahmad Taufik Rohmanu.

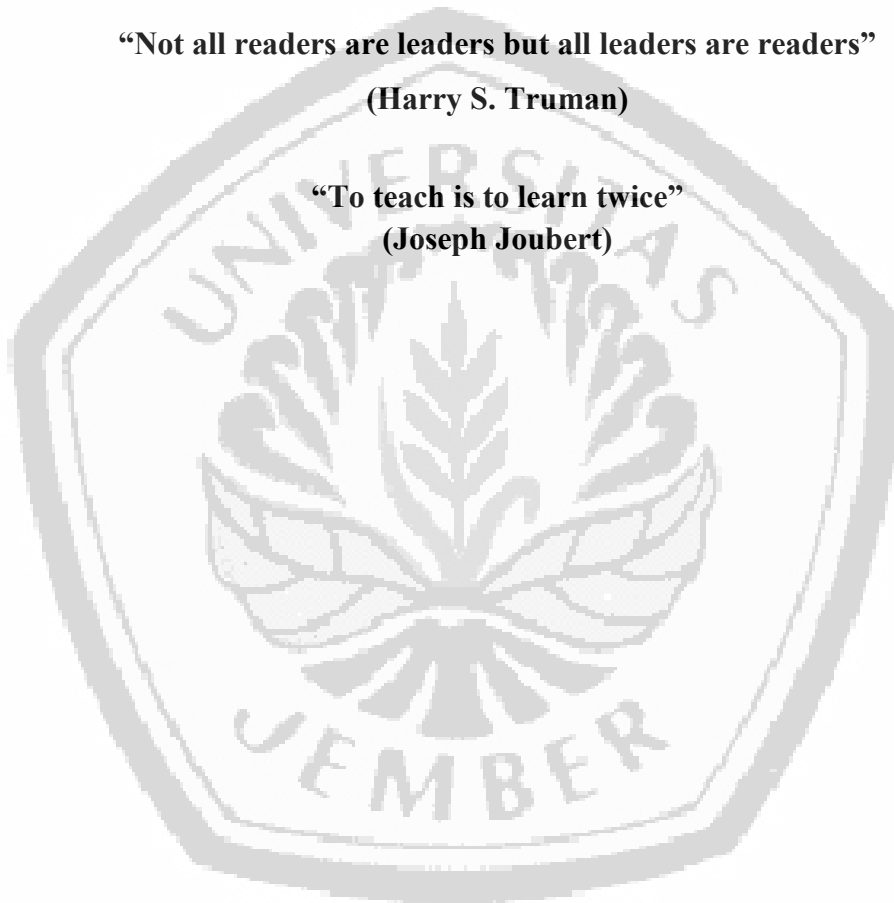


## MOTTO

**“The more you read, the more things will you know.  
The more that you learn, the more places will you go”  
(Dr. Seuss)**

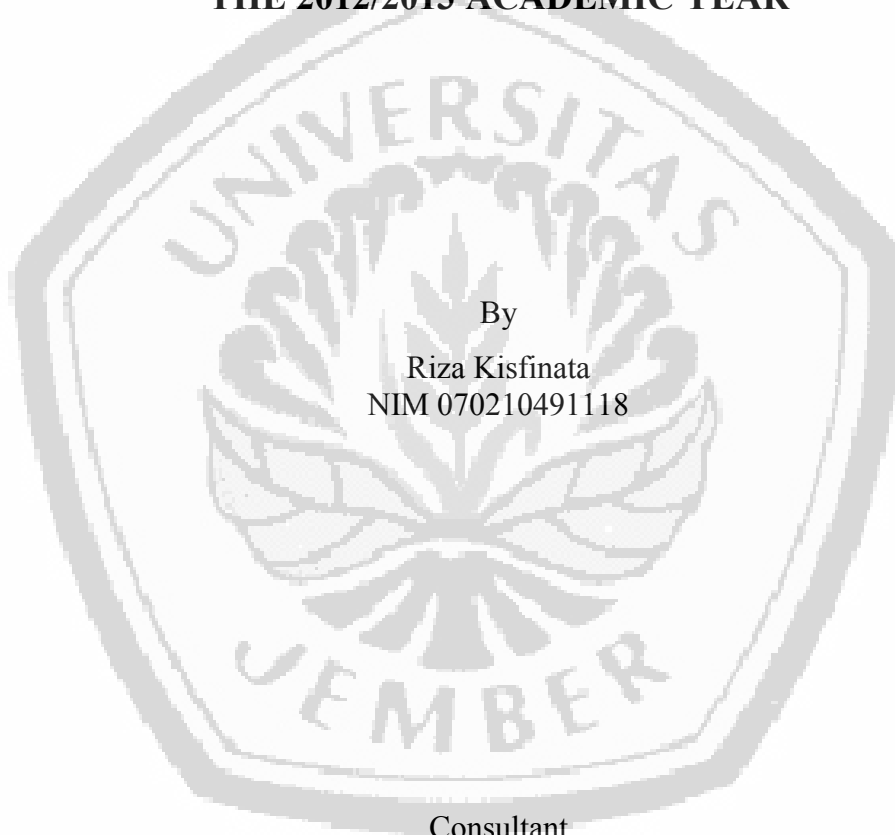
**“Not all readers are leaders but all leaders are readers”  
(Harry S. Truman)**

**“To teach is to learn twice”  
(Joseph Joubert)**



**THESIS**

**THE EFFECT OF USING STORY MAPPING TECHNIQUE ON  
READING COMPREHENSION ACHIEVEMENT OF THE EIGHTH  
YEAR STUDENTS AT MTs. NEGERI BANGSALSARI  
THE 2012/2013 ACADEMIC YEAR**



By  
Riza Kisfinata  
NIM 070210491118

Consultant

The First Consultant : Dra. Musli Ariani, M.App.Ling

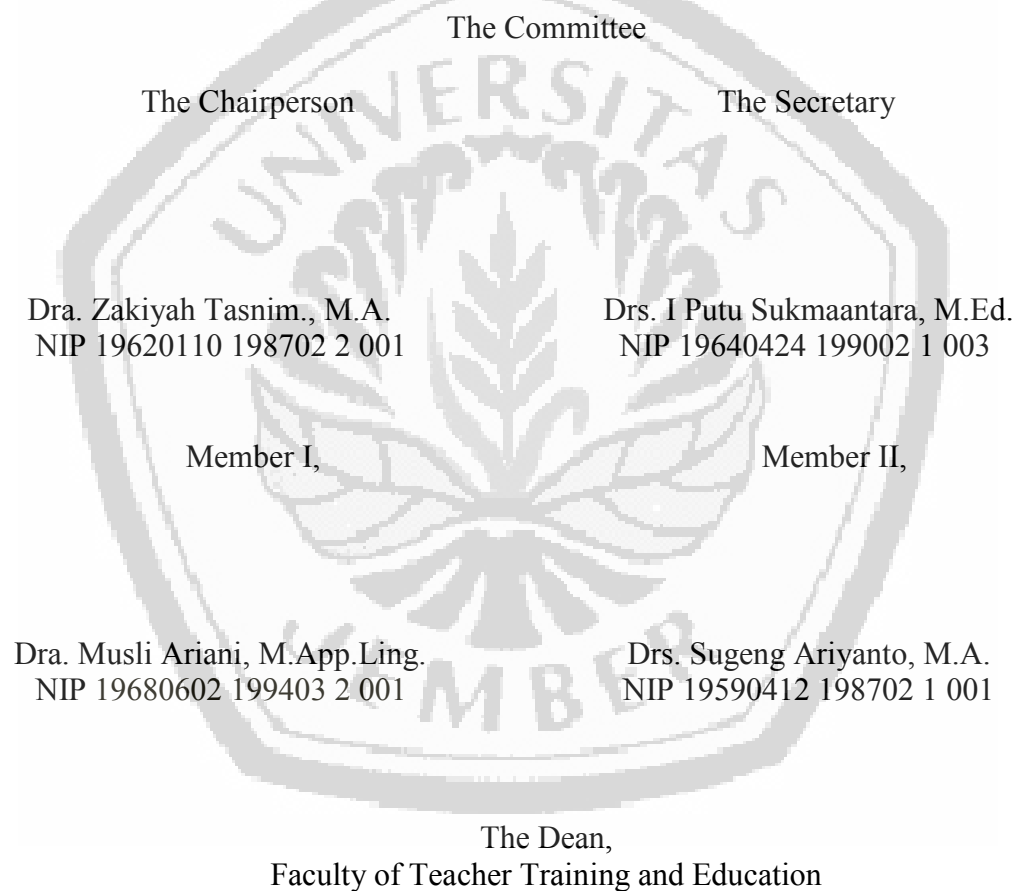
The Second Consultant : Drs. I Putu Sukmaantara, M.Ed.

## APPROVAL OF THE EXAMINATION COMMITTEE

This thesis is approved and received by the Examination Committee of the Faculty of Teacher Training and Education, Jember University on:

day, date : Monday, January 14<sup>th</sup>, 2013

place : The Faculty of Teacher Training and Education, Jember University



Prof. Dr. Sunardi, MPd  
NIP 1954051 198003 1 005

## ACKNOWLEDGEMENT

First of all, I would like to thank the almighty Allah SWT. Because of His blessing and guidance, I am able to finish the thesis entitled “The Effect of Using Story Mapping Technique on Reading Comprehension Achievement of the Eighth Year Students at MTs. N Bangsalsari in the 2012/2013 Academic Year.”

I do realize that this thesis would not be finished without the people whom I owe a great deal of support, motivation, and suggestion. I would like to express my deepest appreciation and sincerest thanks to the following people:

1. The Dean of the Faculty of Teacher Training and Education.
2. The Chairperson of the Language and Arts Education Department.
3. The Chairperson of the English Language Education Study Program.
4. My Academic Advisor, Drs. Annur Rofiq, M.A, M.Sc.
5. The Consultants, Dra. Musli Ariani , M.App.Ling. and Drs. I Putu Sukmaantara, M.Ed., for their guidance and suggestions in accomplishing this thesis. Their guidance and suggestions are highly appreciated.
6. The Principal, the English teacher and the eighth year students of MTs. Negeri Bangsalsari that helped me to obtain the research data.

Finally, I expect that this thesis will be useful not only for me but also for the readers. However, I do realize that it is still far from being perfect. Any constructive critics and suggestions will be fully appreciated.

Jember, December 20<sup>th</sup> 2012

The writer




## TABLE OF CONTENTS

	Page
<b>TITLE</b> .....	i
<b>STATEMENT OF THESIS AUTHENTICITY</b> .....	ii
<b>DEDICATION</b> .....	iii
<b>MOTTO</b> .....	iv
<b>THESIS' CONSULTANTS</b> .....	v
<b>APPROVAL OF THE EXAMINATION COMMITTEE</b> .....	vi
<b>ACKNOWLEDGEMENT</b> .....	vii
<b>TABLE OF CONTENTS</b> .....	viii
<b>TABLE OF APPENDICES</b> .....	xi
<b>LIST OF TABLES</b> .....	xii
<b>SUMMARY</b> .....	xiii
<b>I. INTRODUCTION</b> .....	1
1.1 Background of the Research.....	1
1.2 The Problem of the Research .....	4
1.3 The Objective of the Study.....	4
1.4 The Significances of the Study.....	4
<b>II. LITERATURE REVIEW AND HYPOTHESIS</b> .....	6
2.1 Reading Comprehension Achievement.....	6
2.2 Types of Reading Comprehension .....	7
2.2.1 Literal Reading Comprehension Skill .....	7
2.2.2 Inferential Reading Comprehension Skill .....	9
2.2.3 Evaluative Reading Comprehension Skill .....	10
2.3 Narrative Text.....	11
2.4 Story Mapping.....	13
2.5 The Procedure of Teaching Reading by Using Story Mapping .....	14
2.5.1 Modeling the Use of Story Mapping .....	15

2.5.2 Leading the Use of Story Mapping.....	15
2.5.3 Independent the Use of Story Mapping.....	15
2.6 The Advantages of Story Mapping in Reading Comprehension.....	15
2.7 The Disadvantages of Story Mapping in Reading Comprehension .....	16
2.8 Previous Research Findings .....	17
2.9 Research Hypothesis .....	18
<b>III. RESEARCH METHODS .....</b>	<b>19</b>
3.1 Research Design.....	19
3.2 Area Determination Method.....	21
3.3 Respondent Determination Method.....	21
3.4 Operational Definition of the Terms .....	21
3.4.1 Story Mapping .....	21
3.4.2 Reading Comprehension Achievement .....	22
3.5 Data Collection Method .....	22
3.5.1 Reading Comprehension Test .....	22
3.5.2 Interview.....	26
3.5.3 Documentation .....	26
3.6 Data Analysis Method .....	26
<b>IV. RESULT AND DISCUSSION .....</b>	<b>28</b>
4.1 The Result of Secondary Data.....	28
4.1.1 The Result of Interview.....	28
4.1.2 The Result of Documentation .....	29
4.2 The Results of Homogeneity Test.....	29
4.3 The Description of Activities, Treatments and Post Test.....	30
4.4 The Analysis of the Try Out Result.....	30
4.4.1 The Analysis of Test Validity .....	31
4.4.2 The Analysis of Reliability Coefficient .....	31
4.4.3 The Analysis of Difficulty Index .....	33
4.5 The Result of the Primary Data .....	34

4.5.1 The Analysis of Post Test Scores .....	34
4.6 Hypothesis Verification .....	35
4.7 Discussion .....	36
<b>V. CONCLUSION AND SUGGESTIONS .....</b>	<b>38</b>
5.1 Conclusion.....	38
5.2 Suggestions.....	38
5.2.1 The English Teacher.....	38
5.2.2 The Students.....	38
5.2.3 The Future Researchers.....	39
<b>REFERENCES.....</b>	<b>40</b>
<b>APPENDICES.....</b>	<b>43</b>




## TABLE OF APPENDICES

	Page
<b>A. RESEARCH MATRIX</b> .....	43
<b>B. SUPPORTING DATA INSTRUMENTS</b> .....	44
<b>C. THE SCHEDULE OF ADMINISTERING THE RESEARCH</b> .....	45
<b>D. HOMOGENEITY TEST</b> .....	46
<b>E. THE HOMOGENEITY TEST SCORES</b> .....	54
<b>F. THE CALCULATION OF HOMOGENEITY TEST</b> .....	55
<b>G. LESSON PLAN 1</b> .....	58
<b>H. LESSON PLAN 2</b> .....	77
<b>I. THE RESULT OF TRY OUT (ODD ITEMS)</b> .....	95
<b>J. THE RESULT OF TRY OUT (EVEN ITEMS)</b> .....	96
<b>K. THE DIVISION OF ODD-EVEN SCORE OF TRY OUT RESULT.</b>	97
<b>L. THE ANALYSIS OF RELIABILITY COEFFICIENT</b> .....	98
<b>M. THE RESULT OF DIFFICULTY INDEX ANALYSIS</b> .....	100
<b>N. POST TEST</b> .....	101
<b>O. THE RESULT OF POST TEST</b> .....	108
<b>P. THE POST TEST SCORE ANALYSIS</b> .....	109
<b>Q. THE COMPUTATION OF T-TEST</b> .....	110
<b>R. THE DEGREE OF RELATIVE EFFECTIVENESS (DRE)</b> .....	112
<b>S. PERMISSION LETTER OF CONDUCTING RESEARCH FROM THE FACULTY OF TEACHER TRAINING AND EDUCATION, JEMBER UNIVERSITY</b> .....	113
<b>T. STATEMENT LETTER FOR ACCOMPLISHING THE RESEARCH FROM MTs. NEGERI BANGSALSARI</b> .....	114
<b>U. STUDENTS' WORKSHEET</b> .....	115

## LIST OF TABLES

	Page
Table 4.1 The Total Number of Eighth Year Students of MTs. Negeri Bangsalsari in the 2012/2013 Academic Year .....	29
Table 4.2 The Tabulation of Reliability Testing .....	31
Table 4.3 The Result of Difficulty Index .....	33
Table 4.4 The Result of Post Test .....	35



## SUMMARY

**The Effect of Using Story Mapping Technique on Reading Comprehension Achievement of the Eighth Year Students at MTs. Negeri Bangsalsari in the 2012/2013 Academic Year;** Riza Kisfinata; 070210491118; 2012; 43 pages; English Language Education Study Program, Language and Arts Education Department, Faculty of Teacher Training and Education Jember University.

This experimental research was intended to investigate whether or not there was a significant effect of using Story Mapping Technique on reading comprehension achievement on the Eighth year students at MTs. Negeri Bangsalsari in the 2012/2013 academic year. The research populations were the eighth year students who were determined purposely by consulting to the eighth year English teacher. The area of this research was MTs. Negeri Bangsalsari that was chosen purposely because Story Mapping Technique had never been applied in teaching reading comprehension in this school. In addition, it was possible to get permission to conduct the research in MTs. Negeri Bangsalsari.

The eighth year students in MTs. Negeri Bangsalsari were homogeneous so the researcher did the lottery to choose the classes which were experimental group and control group. The result showed that the class of VIII C was treated as experimental class and VIII B was the control class. Both classes were taught by the researcher as the teacher two times. The activity in both classes had different treatment. The experimental class (VIII C) taught by using Story Mapping Technique. And the other hand, the control group which (VIII B) taught by using Three Phase Technique in teaching reading comprehension.

Before giving post test, try out was conducted to know the reliability, validity and the difficulty index of the test items. In this research, the analysis of the try out scores proved that the test items were reliable since the result of the whole score of the test reliability was 0.66. It was considered reliable since the standard

reliability coefficient of teacher made test  $\geq 0.50$ . So, the researcher did not have to make any revision of the test items. After giving different treatment in both classes; the experimental and the control group; the researcher administered post test. Therefore, the post test result called as a primary data and the supporting data were documentation and interview.

The primary data of this research were collected from the students' post test score of reading comprehension. Otherwise, documentation and interview with the English teacher were used to get the supporting data. The primary data were analyzed by using t-test formula with 5% significant level. The results of the degree of freedom (Df) was 71 then it was known that t-table was 2.00. The statistical computation in reading comprehension achievement indicated that the statistical value of t-test was 3.7. So, the comparison of the result of t-test and t-table was  $3.7 > 2.00$  (t-test was higher than t-table), it meant that the null hypothesis was rejected, while the alternate hypothesis was accepted. In conclusion, there was a significant effect of using Story Mapping Technique on reading comprehension achievement on the eighth year students at MTs. Negeri Bangsalsari in the 2012/2013 academic year.