



Journal Menu

[Aims and Scope](#)

[Editorial Board](#)

[Indexing Service](#)

[Article Processing Charge](#)

[Open Access Policy](#)

[Publication Ethics](#)

[Editorial Process](#)

[Subscription](#)

About IJLT



[Current Issue](#)

International Journal of Learning and Teaching

IJLT is a scholarly peer-reviewed international journal published quarterly which has been established for the dissemination of theories and practices of the 21st century curriculum, metacognitive teaching and learning, assessment, education technology and artificial intelligence in education. The Journal aims to provide a forum for researchers, educators, practitioners and policy makers in the early childhoods, primary, secondary and tertiary sectors to communicate their teaching and learning outcomes in a scholarly way. All papers will be blind reviewed and accepted papers will be published quarterly which is available online ([open access](#)) and in printed version.

General Information

ISSN: 2377-2891(Print); 2377-2905(Online)

Frequency: Quarterly

Editor-in-Chief: Prof. Xabier Basogain

Associate Executive Editor: Ms. Jenny Jiang

DOI: 10.18178/ijlt

Abstracting/Indexing: Google Scholar;

Crossref, CNKI, etc.

E-mail questions or comments to [IJLT Editorial](#)

[Office.](#)

Editor-In-Chief



Prof. Xabier Basogain

University of the Basque
Country, Vitoria-Gasteiz,
Spain

I am very excited to serve as
the first Editor-in-Chief of the

International Journal of Learning and
Teaching...[\[Read More\]](#)

Editorial Board

Prof. Mark O'Thomas
University of Greenwich, UK

Assoc. Prof. Matthew Montebello
University of Malta, Malta

Assoc. Prof. Sylvia Chong
Singapore University of Social Sciences,
Singapore

Prof. Betsy J. Banner
Lake Region State College, Devils Lake, ND,
USA

Assoc. Prof. Todd Reeves
Department of Educational Technology,
Research and Assessment, Northern Illinois
University, USA

Dr. Premnadh M. Kurup
School of Education, College of ASSC, LaTrobe
University, Melbourne, Australia

Assoc. Prof. Prachyanun Nilsook
King Mongkut's University of Technology,
Thailand

Prof. Yan Dong
Beijing Normal University, Beijing, China

Dr. Diana Bairaktarova
Department of Engineering Education,
Virginia Tech, Blacksburg, VA, USA

Dr. Liz Reinsfield
Division of Education, University of Waikato,
Hamilton, New Zealand

Activate Wi

Prof. Mudasser F. Wyne
National University, San Diego, USA

Assoc. Prof. Eric C. K. Cheng
The Education University of Hong Kong, Hong
Kong

Prof. Zhizhou Zhang
Harbin Institute of Technology, Weihai Campus,
China

Dr. Anand Vyas
Hong Kong Polytechnic University, Hong Kong

Dr. Carlos R. Morales
Tarrant County College, Fort Worth, Texas,
United States

Abstracting and Indexing

IJLT has been indexed by several world class databases, for more information, please access the following links:

Google Scholar

<http://scholar.google.com>

Crossref

<http://www.crossref.org>

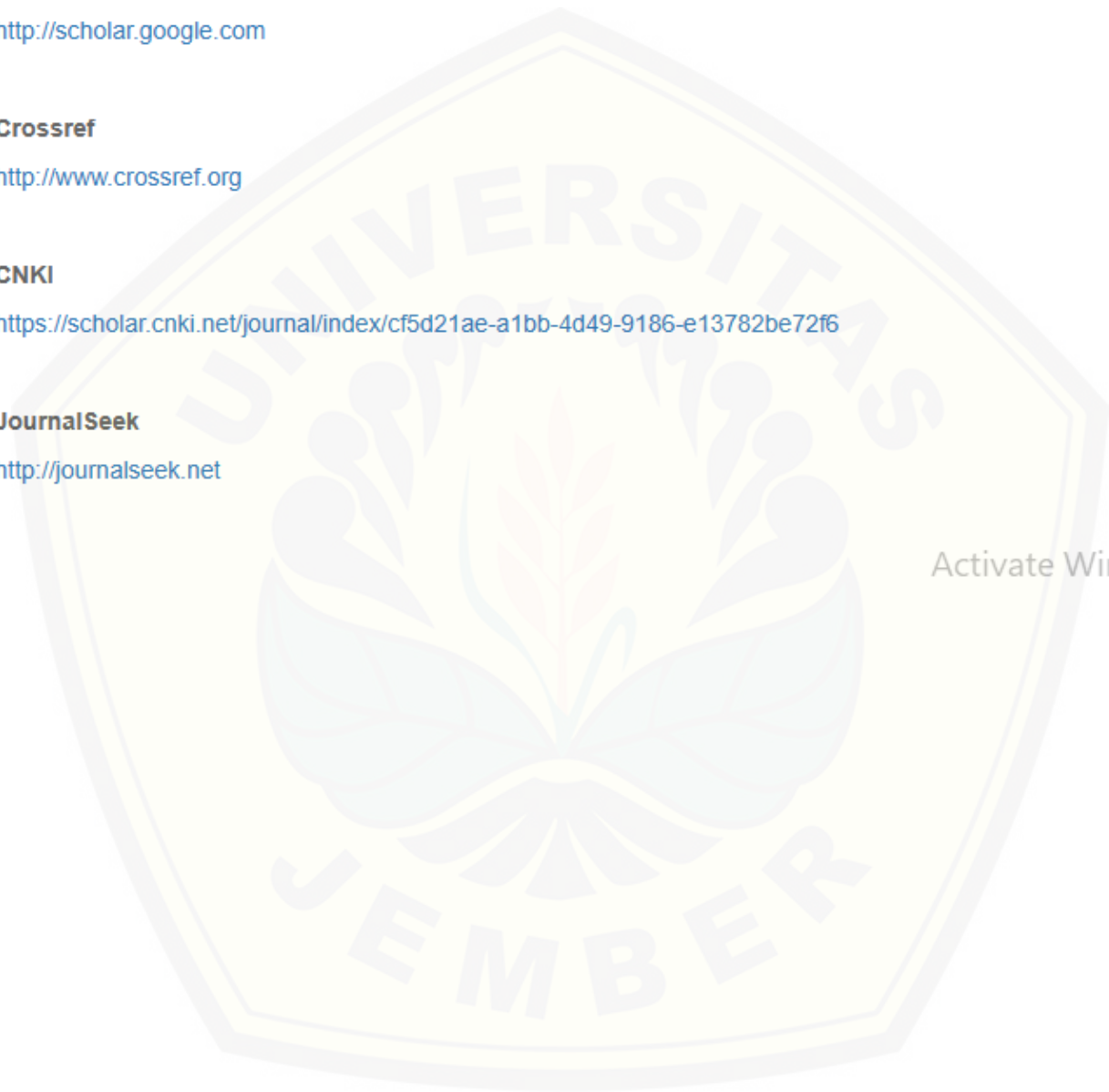
CNKI

<https://scholar.cnki.net/journal/index/cf5d21ae-a1bb-4d49-9186-e13782be72f6>

JournalSeek

<http://journalseek.net>

Activate Windows



Volume 2, No. 2, December 2016

 CONTENT

Article#	Article Title & Authors (Volume 2, No. 2, December 2016)	Page
1	A Personalized E-Learning Based on Recommender System <i>Outmane Bourkougou, Essaid El Bachari, and Mohamed El Adnani</i>	99
2	Flipped Classroom and University: the Tic&DIL Project and Students' Perceptions <i>Stefania Pinnelli, Andrea Fiorucci, and Clarissa Sorrentino</i>	104
3	Physics Experiment and Evaluation Method Based Microcontroller Atmega and Microsoft Visual Studio <i>Hendrik Surya Setiawan, Ervina Ria Agustin, and Sri Wahyuni</i>	111
4	Development of Computer Assisted Instruction (CAI) Based Teaching Materials in Junior High School <i>Sri Wahyuni</i>	117
5	A Container-Based Virtual Laboratory for Internet Security e-Learning <i>Johannes Harungguan Sianipar, Christian Willems, and Christoph Meinel</i>	121
6	Student-Lecturer Communication: A Content Analysis of Taking Part in Social Media <i>Halil Ibrahim Gurcan</i>	129
7	The Temporal Path Analysis Model of Intrinsic and Extrinsic Motivation in Cooperative Learning Environment <i>Hsiu-Ju Chang</i>	133

Activate Windows
Go to Settings to activate

8	Developing Soft skills Measure in an Indonesian University: Procedure, Validity, and Reliability <i>Henndy Ginting</i>	140
9	The Hybrid Learning University: Insights, Challenges, and Lessons Learned from Best Practice at Brandenburg University of Technology <i>J. Halilović, N. Litwin, S. Gliem, and C. Hipp</i>	148
10	Measuring Coach Effects in Archery Sport with Hierarchical Linear Modeling <i>Kai-Li Wang and Yun-Ci Ye</i>	156
11	Community Service Learning: Successfully Engaging Emirati Business Students <i>Robyn Albers and Bradley Johnson</i>	161
12	Authoring Tools: Its Awareness and Incorporation into Teaching of Sciences and otherSubjects in Lagos State Secondary Schools, Nigeria <i>Ismail O. Muraina, Abiodun S. Okedeyi, Adeyemi T. Adesanya, and Aderonke M. Oginni</i>	167
13	ICT & Nursing Informatics Skills in Cyprus' Universities Undergraduate Nursing Curricula <i>Panicos P. Masouras</i>	172
14	The Research of Principal Leadership and Education Policy Practice for Teacher Professional Development <i>Juei-Hsin Wang and Yen-Ting Chen</i>	178

Physics Experiment and Evaluation Method Based Microcontroller Atmega and Microsoft Visual Studio

Hendrik Surya Setiawan, Ervina Ria Agustin, and Sri Wahyuni

Departemen of Physics Education, Universitas Jember, Jember, East Java, Indonesia

Email: {henry14thegunners, ervinariaagustin09}@yahoo.co.id, sriwahyuni.fkip@unej.ac.id

Abstract—Activities practicum is one of the methods that is in a process learning that can train student's ability of cognitive, psychomotor, and affective. A long with the development of science and technology there are various media come that can amenable a learning process. Currently, most of educational institutions do the practicum is still using a conventional method. This article is designed by using the study literature method which aims to introduce a practicum method with media. Hopefully, the media are able to improve accuracy and conscientiousness in the process of observation. To support the learning process, the evaluation method used is also used the same media. Media are used in the form of a set of the electronic devices that is based microcontroller. Microcontroller is a chip in the form of IC that can receive input signals, process it and give output signals based on a program loaded into it. The function of microcontroller is as a microprocessor that read analogue data that is in practicum activities, translate it into digital data and then displayed on LCD screen computer until produce observation data effectively and efficiently. So do the evaluation process.

Index Terms—microcontroller, practicum, evaluation

I. INTRODUCTION

ICT is a technology that supports a kinds of activities involve information, such as collecting, processing, saving, and presenting of data. ICT covers products that can save, take, manipulate, transfer or receive information by electronic in digital form, such as a computer, television, email, and robot.

According to Daniels, in a short time, ICT will be one of the basis of development modern society [1]. It can be seen from Information and Communication Technology (ICT) user which is used in various aspects, one of them is education [2]. Many countries think that understanding, skills and concept of ICT as the essence of education [1]. Several products of ICT have relevance with education and used in different purposes [3]-[5]. The use of ICT in teaching and learning process will be able to improve the education quality if they are supported with a good pedagogic skill [6]-[7]. Some educators feel that technology is a key to extend knowledge and promote learning [8]. Learning process can hone the cognitive,

psychomotor, and affective students, and one of the way to train psychomotor abilities through practical activities.

Education oriented application and practice is important. Several research about active learning and cooperative in solving the problem is showed that students will learn faster and develop communication skills, leadership and team work [9]. ICT is expected to advance cognitive skill as understanding, reasoning, problem solving, creative, and increase the education result and repair the quality and effectiveness of teaching and learning [10]- [11].

One of ICT applications is the use of microcontroller as a medium for supports practicum activities. Microcontroller is a chip in the form of IC (Integrated Circuit) that can receive input signals, process it and give output signals according to a program loaded into it, and the microcontroller only can scan one program. Before the use of microcontroller be inevitable in almost each sector [12]. Microcontroller (MCUs) is used as controller in almost every sector of science and engineering [13], for example at sector robotics is a Design of the Utah/MIT Dexterous Hand [14], the Salisbury hand [15], five- digit hand at the University of Belgrade [16]-[17], grasping device is designed by the University of Pennsylvania [18]. A Microcontroller Based Four Fingered Robotic Hand (FFRH) [19], another example microcontroller-based wireless accelerometer for analysis kinematic [20].

This article is intended to realize the use of a practicum that integrated with microcontroller and connected with Personal Computer (PC) as the visual output as one of the way to help the student in obtained data correctly and accurately, so the learning activities in the laboratory can more efficient and effective because it happened during some of the students have difficulties in observation like detect many swings occur in static pendulum in a certain time and so on.

In addition, the purpose of this article to realize the use of microcontroller and microsoft visual studio in the evaluation of learning in educational institutions in Indonesia. The application of microcontroller can increase creativity of teachers in welcoming the advances of technology, as well as facilitate teachers in conducting the evaluation and processing results of the evaluation, so that evaluation can be run more efficiently. This media

was chosen because they could conform the standard of media including a device that used should were classified as can be developed, sophisticated and cheap [21].

II. LITERATURE REVIEW

A. ICT

ICT (Information and Communications Technology - or Technologies) is an umbrella term that includes any communication device or application, encompassing: radio, television, cellular phones, computer and network hardware and software, satellite systems and so on, as well as the various services and applications associated with them, such as video conferencing and distance learning. ICT is often spoken of in a particular context, such as ICT in education, health care, or libraries. The term is somewhat more common outside of the United States [22].

Around the world technological progress often applied or used into all sector for example education sector, in the education sector. ICT really change the way learning traditionally for learning more effective [23].

B. Microcontroller

In digital modern system, microcontroller is as fundamental a component as transistors and individual logic gates were 30 years ago [24]. Microcontroller is a design microprocessors that combines all features of a microprocessor that consists of functional units Arithmetic and Logical Unit (ALU), the set of register work, decoder instruction, timer and other components control. Different from microprocessors, microcontroller provide memory in flakes same with the processor (in chip). Therefore microcontroller is very ideal for in use with corrosion and chemicals aggressive. Their operating temperature is in the temperature range (4-65°C) and pressure requirements are also low (up to 40 psi). These valves can have continuous duty cycle and require only a few milliseconds to energize. Their typical response time is 0.015-0.03 seconds from inactive to active stage and 0.005-0.01 seconds from active to inactive stage. They operate on 3V DC, 0.4 a and their typical power consumption is 1.2 W which is very low [25].

In outline a microcontroller is a computer small in an integrated circuit that contains the core processor, memory, and programmed input peripherals or output that can become an electronic service [26]. For example microcontroller AT89S52 [27], microcontroller atmega128 [28]. ATmega128 features an internal bandgap reference. This reference is used for brown-out detection, and it can be used as an input to the Analog Comparator or the ADC. The reference 2.56V to the ADC is generated from the internal bandgap reference [28].

C. Analog to Digital Converter (ADC)

Analog to digital Converter is used as a medium that converts analogue signals of light sensors into digital signals to be read by microcontroller [25]. The input to an Analog-to-Digital Converter (ADC) consists of a voltage that varies among a theoretically infinite number of

values [29]. Analog digital converter can be desain by converter based on spatial wave function switched field effect transistor (SWSFET). The SWSFET can be fabricated using conventional CMOS process [30].

D. Microsoft Visual Studio

Microsoft visual studio is a collection comprehensive tools and services developers to help you make application for platform microsoft and the other [31].

III. METHODS

This paper designed in the form of study literatur. The method for designing the system learning physics experimentally and evaluation based microcontroller atmega and microsoft visual studio are 1) identify microcontroller atmega and microsoft visual studio, 2) investigation of the development and enthusiastic learning, 3) Apply the use of microcontroller and microsoft visual studio in learning physics that learning becomes effective and efficient. Futrher descriptions are presented in Fig. 1.

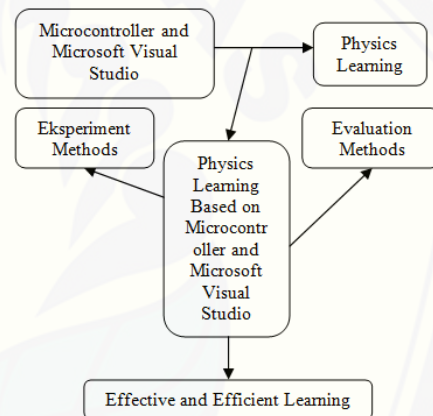


Figure 1. The conceptual thinking of physics eksperimen and evaluation method base microcontroller atmega dan microsoft visual studio.

IV. DISCUSSION AND RESULTS

Based on the fact, there are schools that each practicum activity takes a long time because of the diversity character of the students, so their ability to observations, stringing tools, process the data are also different, there are some students need some repetitions to obtain precise and accurate results. On the other side of the unavailability of tools affect to enthusiastic students, tools is available, can motivate students and increase interest in learning, and facilitate students to learn and understand the lecture being studied [32]. An example is the use of technology as a tool for practicum viscosity using atmega microcontroller. The purpose is objectives to minimize errors in the practicum, especially in recording time. The measurement of viscosity fluid can be done by a simple way using viscosimeter method the ball fell. Viscosity of the fluid is determined by filling the viscometer tube (long glass tube scale) with the fluid (liquid) to be measured viscosity and give a certain distance in the tube. Before determine viscosity fluid

must first be known about diameter the ball, a mass of type the ball, a mass of type fluid and the acceleration of gravity [33]. However, the weakness of this method is errors in observing the movement of the ball because the views is not straight and difficulties in determining the time it took the ball in a fluid with a predetermined distance previously [34]. To minimize errors in record time developed a designed up viscosimeter method the ball fell by using technology microcontroller atmega16. To compare the accuracy of the time measurement performed in the conventional data retrieval and microcontroller. The measurement result time with the distance 0.05 m between sensors (see Table I) and conventional (see Table II) to be shown as follows:

TABLE I. DATA OF MEASUREMENT USES VISCOSIMETER MICROCONTROLLER BASED

	Measure 1		Measure 2	
	Distance (m)	Time (s)	Distance (m)	Time (s)
Censor 1-2	0.05	0.162	0.07	0.209
Censor 1-3	0.10	0.347	0.14	0.481
Censor 1-4	0.15	0.550	0.21	0.770
Censor 1-5	0.20	0.743	0.28	1.040
Censor 1-6	0.25	0.952	0.35	1.326
Censor 1-7	0.30	1.153	0.42	1.605

Source: Didik Aryanto, Ernawati Saptaningrum, dan Wijayanto (2012).

TABLE II. DATA OF MEASUREMENT CONVENTIONAL OF VISCOSIMETER

Measure 1		Measure 2	
Distance (m)	Time (s)	Distance (m)	Time (s)
0.05	0.27	0.07	0.50
0.10	0.35	0.14	0.71
0.15	0.70	0.21	0.99
0.20	0.93	0.28	1.22
0.25	1.05	0.35	1.45
0.30	1.24	0.42	1.63

Source: Didik Aryanto, Ernawati Saptaningrum, dan Wijayanto (2012)

Based on these data looked clearly differences in measurement results of measurement time conventional and automatically using a microcontroller. This difference caused by weaknesses of conventional methods is difficult to see the movement of the ball and determine the exact time when the ball falls, so that the use of the microcontroller is able to help students in the process of observation and data processing.

In this era, the availability of computers and internet has spread to various regions it is becoming a strong foundation to do exams are online [35]. Most of the educational institutions and universities to apply online exams to students. This system has become a promising alternative and become a substitute for the traditional systems [36]. Online examination systems is an example a application of technology in education, however this system having little weekness like no one can exactly observe so the student can doing test with the help of

other parties as browser, and other kinds of applications. While the traditional examination system direct control occurs during the learning process but it takes longer than the online examination system, because the process of analyzing the results of the test can still be spelled out manually. Because it appeared idea of using a microcontroller in the test were able to make the implementation of the evaluation process becomes more efficient and supervised while helping teachers in the process of evaluation results because the software microsoft visual studio is a complete software (suite) that can be used to perform application development, so the software is able to display various kinds of problems either with images and text, this application can also directly analyze the results right or wrong answer and immediately display the value of the evaluation activities. With this software, teachers can create a question bank that can later be used as a test device in the evaluation of learning, so students will gain more experience working on a wide variety of problems or cases. So in this method only required one PC as servers and microcontroller that's wired up as remote control in answer the questions (Fig. 2).

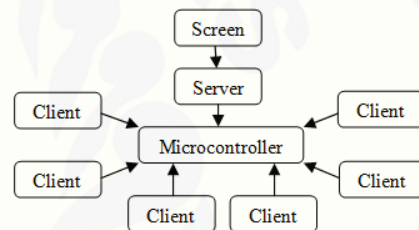


Figure 2. Design chart evaluation

The microcontroller can also be used for 3 students with 10 exam questions and display the time with a choice of a range time, for example, for 120 seconds, 60 seconds and 45 seconds countdown to some questions, for the answer button can consist of five options, namely A, B, C, D and E, where the response speed of up to 1 second button for the tap, and the button can be pressed simultaneously by all participants (students) and no delay.

A. Design System

Hardware design includes a signal processing circuit design, circuit design interface microcontroller. Software design includes the design of the monitoring program display and design workings system.

1) The assembly stage hardware and encoding software

On the hardware made circuit power supply system, power supply is used directly use the power laptop that connected to a cable USB, the circuit signal processing of censor, circuit minimum system microcontroller, because the serial port on the computer has a voltage level TTL (Time To Live) is the time the maximum of the computer when the reply ICMP packets also called latency or delay that is often used in digital circuits with IC in general, so it takes a RS232 voltage converter. Converted data from the microcontroller is shown in the screen Personal Computer (PC) via a software bascom containing a

combination of the commands in programming languages according the standard program for the device (hardware) that is designed to work as expected.

2) *Downloader module*

As a medium for download program to all IC AVR which has facilities ISP (In System Programming) via the USB port on the notebook or PC. Using IC USB to serial TTL it can be used also as a channel of communication between electronic devices with a TTL-level computer through a USB port, in this case connect the microcontroller to the computer (PC).

3) *Bascom*

The steps that need to be done in programming microcontroller atmega as follows:

1. Typing program, typing program can be done with text editor applications such as notepad, sun and others.
2. The program that was created compiled using other programs such as ASM51.EXE resulting in a file with extension .lst and .hex.
3. Upload file with extension .hex into microcontroller by using software atmel microcontroller isp.
4. Connect the IC microcontroller to be downloaded on a socket downloader available.
5. Double click in icon microcontroller isp software.
6. Select the type IC in accordance with the microcontroller you want to download. Then do the initial target by selecting the option and initialize the target.
7. Then select load buffer, take the file name program .hex that have been made.
8. Select the Instruction, select auto program. Downloader automatically erases the existing program on the microcontroller, and fill it with files name program .hex.
9. Finally click 'ok'. Microcontroller ready for use on a tool designed.

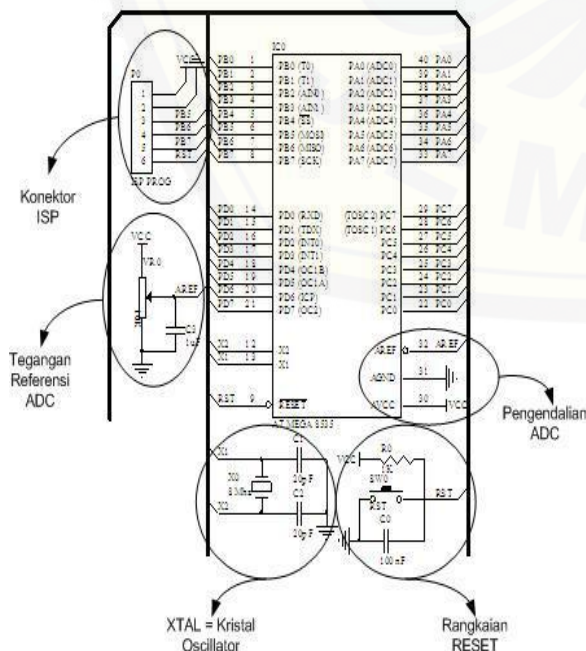


Figure 3. DI-Smart AVR System. Source : Depokinstroment.com [37]

4) *Design media of practicum*

DI-Smart AVR System (Fig. 3) is an electronic module that is based on the circuit minimum system microcontroller AVR (sismin AVR) ATMEGA 8535. Specifications of DI- SMART AVR systems that can be used as the minimum system microcontroller AVR ATMEGA to type 8535 (L), equipped with interface circuit (interface) RS-232 that can be directly connected to the PORT SERIAL/COM PORT computer (Fig. 4).

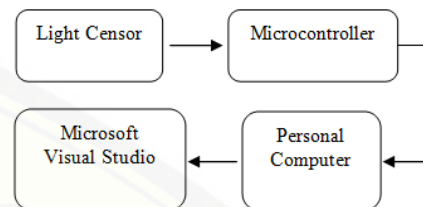


Figure 4. Censor practicum tools design

Microcontroller that serves as a controller connected to the sensor made of LDR acronym of Light Dependent Resistor which resistor the resistance value change due to the intensity of the light is absorbed.

LDR is also a resistor having a negative temperature coefficient, where the resistance is influenced by the intensity of the light. So that the sensor get analog data to be translated by a microcontroller which is then displayed on a computer screen through a visual basic program is a programming language which is very easy to learn, with the technique of visual programming that allows users to create better at producing a program-based visual by using microsoft visual studio.

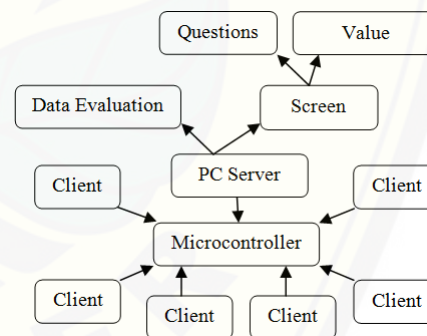


Figure 5. Design system media evaluation

5) *Design media evaluation (Fig. 5)*

As in the media practicum microcontroller serves as a controller, microcontroller receives input from the client through an answering machine that consists of 6 buttons that tombol answer A, B, C, D, E, and a reset button to erase an answer. Then the data are forwarded to directly processed by the server through the program visual studio by providing a value of 1 if true and the value 0 if wrong, when the result of the answers <70% of the amount of matter it did not pass, if the results of the answers ≥ 70% of the amount of lecture it is passed. After the data is processed results immediately shown on screen, and save documents the results of the test.

Visual studio program (Fig. 6) is in addition to process data is also used to create many type questions. Then screened using a projector. Types of questions can be

adapted to the needs of each educator, if you want to make two exam is enough to make two columns containing a different matter, for example, contains about one column A and another column containing about B.

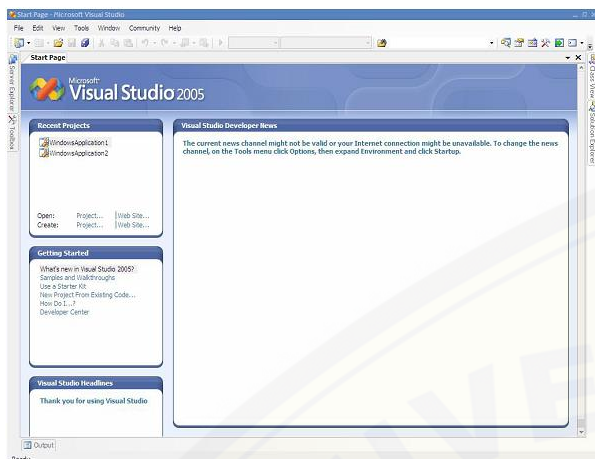


Figure 6. Start paget microsoft visual studio. Source: Fajar rahadian, 2011 [38].

V. CONCLUSION

In learning physics will not escape of the practicum, as through the experiment done, students can understand more of a lecture of physics. To cope with the development of science and technology and the needs of quality resources, the methods of teaching practicum physics in Indonesia needs to be developed further because the method the lab is one method that can establish and improve the three aspects of the ability of learners is the ability of cognitive, affective, and psychomotor. Learning practicum based microcontroller could be one alternative way to confront the development of science and technology. Using microcontroller will produce data of observation more accurate and more efficient. Similarly, in the evaluation will be more effectively, efficiently and students can also find the direct result of the evaluation. On the other side, the use of media and appropriate tool also will increase the enthusiastic learning.

REFERENCES

- [1] J. S. Daniels, "Foreword' in information and communication technology," in *Education – A Curriculum for Schools and Programme for Teacher Development*, Paris: Unesco, 2002.
- [2] S. Noor-Ul-Amin, *An Effective use of ICT for Education and Learning by Drawing on Worldwide Knowledge, Research, and Experience: ICT as a Change Agent for Education*, Department of Education, University of Kashmir, 2014.
- [3] R. Sharma, "Barriers in using technology for education in developing countries," *Singapore Schools' Computers & Education*, vol. 41, no. 1, pp. 49-63, 2003.
- [4] B. C. Sanyal, "New functions of higher education and ICT to achieve education for all," presented at the Expert Roundtable on University and Technology-for- Literacy and Education Partnership in Developing Countries, International Institute for Educational Planning, UNESCO, Paris, September 10-12, 2001.
- [5] I. Bhattacharya and K. Sharma, "India in the knowledge economy – an electronic paradigm," *International Journal of Educational Management*, vol. 21, no. 6, pp. 543-568, 2007.

- [6] A. Bytheway, O. Sadeck, C. Dumas, W. Chigona, *et al.*, "Integrating ICTs into the classroom: Assisting teachers in disadvantaged primary schools," in *Proc eSkills Summit*, Cape Town, South Africa, 2010.
- [7] J. Louw, J. Muller, and C. Tredoux, "Time-on-task, technology and mathematics achievement," *Evaluation and Program Planning*, vol. 31, no. 1, pp. 41-50, 2008.
- [8] M. Bladergroen, W. Chigona, A. Bytheway, S. Cox, C. Dumas, and I. van Zyl, "Educator discourses on ICT in education:A critical analysis," *International Journal of Education and Development Using Information and Communication Technology*, vol. 8, no. 2, pp. 107-119, 2012.
- [9] C. F. Yeong, H. bin Abdul-Rahman, and E. S. L. Ming, *A Hands-on Approach to Teaching Microcontroller*, Department of Mechatronic and Robotic, Faculty of Electrical Engineering, University Teknologi Malaysia Skudai, Malaysia
- [10] T. Assan and R. Thomas, "Information and communication technology Integration into teaching and learning: Opportunities and challenges for commerce educators in South Africa," *International Journal of Education and Development using Information and Communication Technology*, vol. 8, no. 2, pp. 4-16, 2012.
- [11] S. Jaffer, D. Ng'ambi, and Czerniewicz, "The role of ICT in higher education in South Africa: One strategy for addressing teaching and learning challenges," *International Journal of Education and Development Using ICT*, vol. 3, no. 4, 2007.
- [12] T. K. Hamrita and B. Bishop, *Robotics, Microcontroller, and Embedded Systems Education Initiatives at the University of Georgia an Interdisciplinary Approach*, 2010.
- [13] E. Montañez, "Microcontrollers in education: Embedded control – everywhere and everyday," in *Proc. American Society for Engineering Education Annual Conference & Exposition*, American Society for Engineering Education, 2005.
- [14] S. C. Jacobsen, *et al.*, "Design of the Utah/MIT dexterous hand," in *Proc. IEEE Inter Conf. on Robotics and Automation*, 1986, pp. 1520-1532.
- [15] K. Salisbury and C. Ruoff, "The design and control of a dexterous mechanical hand," in *Proc. ASME Computer Conference*, Minneapolis, MN, USA, 1981.
- [16] A. R. Zinc and J. J. Kyriakopoulos, "Dynamic modeling and force/position control of the anthropot dexterous robot hand," in *Proc. IEEE Conf. on Decision and Control*, 1993.
- [17] I. Yamano, *et al.*, "Five-Fingered robot hand using ultrasonic motors and elastic elements," in *Proc. IEEE/RSJ International Conference on Robots and System*, 2005, pp. 2673-2678.
- [18] N. Ulrich, *et al.*, "A medium complexity compliant end – effector," in *Proc. IEEE Inter. Conf. on Robotics and Automation*, 1988.
- [19] P. S. Ramaiah, M. V. Rao, and G. V. Satyanarayana, "A microcontroller based four fingered robotic hand," *International Journal of Artificial Intelligence & Applications*, vol. 2, no. 2, 2011.
- [20] (August 24, 2015). AT89S52 Datasheet. [Online]. Available: http://www.atmel.com/dyn/resources/prod_documents/doc1919.pdf
- [21] Philippine-American Academy of Science and Engineering. (August 24, 2015). VISSER: Versatile instrumentation system for science education and research. [Online]. Available: <http://www.paase.org/visser.html>
- [22] M. Rouse. (2014). ICT (Information and Communications Technology - or Technologies) Definition. [Online]. Available: <http://searchcio.techtarget.com/definition/ICT-information-and-communications-technology-or-technologies>
- [23] H. Sokout, S. Paracha, and A. R. Ahmadi, "Computer assisted learning in a less resource region," *International Journal of Social, Behavioral, Educational, Economic and Management Engineering*, vol. 9, no. 1, 2015.
- [24] R. B. Reese and B. A. Jones, "Improving the effectiveness of microcontroller education," Dept. of Electrical and Computer Engineering, Mississippi State Uni. Starkville. MS, USA, 2010.
- [25] S. Saini and C. R. Suri, "Design and development of microcontroller based auto-flow assembly for biosensor application," *International Journal of Computer Applications*, vol. 6, no. 1, 2010.

- [26] D. Paul and S. Som, "Microcontroller based intelligent digital volume controller with timer," *International Journal of Computer Applications*, vol. 38, no. 1, 2012.
- [27] (September 3, 2015). AT89S52 Datasheet. [Online]. Available: http://www.atmel.com/dyn/resources/prod_documents/doc1919.pdf
- [28] (September 3, 2015). ATmega128 (L) Datasheets - Complete. [Online]. Available: <http://www.atmel.com/images/doc2467.pdf>
- [29] M. Rouse. (2005). Analog-to-Digital Conversion (ADC). [Online]. Available: <http://whatis.techtarget.com/definition/analog-to-digital-conversion-ADC>
- [30] S. Karmakar, "Design of three bit Analog-to-Digital Converter (ADC) Using Spatial Wavefunction Switched (Sws) Fets," *International Journal of VLSI Design & Communication Systems*, vol. 4, no. 3, 2013.
- [31] Med-Sonics. (August 28, 2015). Visual-basic-5. [Online]. Available: <http://www.med-sonics.com/index.php/visual-basic-5>
- [32] Karsumi, "Development tools liquid substances practicum viscometer," *Journal of the Indonesian Physical Education*, vol. 8, no. 9, 2012.
- [33] D. Aryanto, E. Saptaningrum, and D. Wijayanto, "Fluid design viscometer free fall ball method based microcontroller ATMEGA16," *Journal of Physics and Application*, vol. 8, no. 2, pp. 1-5, 2012.
- [34] S. W. Suciati and A. Surtono, "Utilization of sensor coil as detector timekeeper in falling ball viscosimeter," *Computer Based Methods, Research Seminar and Community Services*, Lampung, Lampung University, pp. 143-149, 2009.
- [35] Shri InfoTech. (August 23, 2015). Online Examination and its benefits. [Online]. Available: <http://www.olesys.net/onlineexam.html>.
- [36] W. Alam, "Online Exam," 2013.
- [37] Depokinstruments. (2012). DI-Smart AVR System (Sistem Minimum Mikrokontroler AVR ATMEGA8535). [Online]. Available: <http://depokinstruments.com/?s=di+smart+avr+system+atmega8535>.
- [38] F. Rahadian, "Students database management systems programming using visual studionet," *Journal Education I (Willet Dhuafa ed.)*, 2011.



Hendrik Surya Setiawan was born in Situbondo Indonesia on July 20, 1994, but grew up in Jember Indonesia. He lives at Ajung Jember East Java Indonesia. He is an undergraduate degree student of the Department of Physics Education, The University of Jember in St. Kalimantan 37 Kampus Tegal Boto, Jember, East Java, Indonesia. He is a member of Swayanaka the organization That Care about Children, growth And

Development Childrens of Indonesia. He has joined at Jember Fashion Carnival, exactly Jember Carnival City And drum And parade on 2012. He has received as 4th winner in GBS KONI championship in Surabaya 2010. As 1st winner physics of Olympic sain Nations at Jember senior High school 4 on 2012. He has become a general chairman of Bridge at Jember senior High school 4 2010-2011. Then he became an assistant coach of Bridge at Jember senior High school 4 2011-2013.



Ervina Ria Agustin was born in Bekasi Indonesia on August 23, 1995. She lives at St. Kalimantan 5B, Jember, East Java, Indonesia. She is an undergraduate degree student of the Department of Physics Education, The University of Jember, in St. Kalimantan 37 Kampus Tegal Boto, Jember, East Java, Indonesia.

She is also a member of Swayanaka The Organization That Care about Children, growth and Development Children of Indonesia. Besides that, she has become a member of GEBRAK Jember the organization that purpose to eradicate illiteracy in society of Jember.



Sri Wahyuni was born on December 15th 1982 in Sidoarjo. She is a Lecturer of Physics Education Department, Universitas Jember. She graduated in 2004 from Physics Education Department Universitas Jember. In 2010 She graduated from post-graduate science education Universitas Negeri Surabaya with a thesis about developing virtual laboratory based teaching material in junior high school.

In 2013 and 2014 she got a grant for research from DIKTI (Directorate of Higher Education) about developing macromedia flash based teaching material for improving student's critical thinking skills in junior high school.

She became a member of ALSI (Association of Lesson Study Indonesian), an organization that cares about learning and teaching in Indonesia. She became a participant or member in national conferences. The title of scientific articles, under the title "Developing WEB-Based Performance Assessment in Integrated Science Course" and published as Indonesian Journal of Science Education.