

PAPER • OPEN ACCESS

International Conference on Mathematics: Pure, Applied and Computation

To cite this article: 2019 *J. Phys.: Conf. Ser.* **1218** 011001

View the [article online](#) for updates and enhancements.

You may also like

- [Preface](#)
- [The 2017 International Conference on Mathematics, Science, and Education](#)
- [9th Thai Society of Mechanical Engineers, International Conference on Mechanical Engineering \(TSME-ICoME 2018\)](#)



IOP | ebooks™

Bringing together innovative digital publishing with leading authors from the global scientific community.

Start exploring the collection—download the first chapter of every title for free.

Welcome Message from the Conference Chair

Bismillahirrohmanirrohiim

The honorable

Rector of ITS,

Keynote Speaker, Director of Research and Community Service,

Invited Speakers,

Dean Of Faculty Of Mathematics, Computing, and Data Sciences

Head of Mathematics Department

Ladies and Gentlemen,

Assalamu'alaikum warahmatullahi wabarokatuh

On behalf of the ICoMPAC 2018 organizing committee, I am honored and delighted to welcome you to the third International Conference on Mathematics; Pure, Applied and Computation (ICoMPAC 2018) at Majapahit Hotel, Surabaya. Originally, this event was planned to be held in Palu. Because of the disasters, we change the location to Surabaya. In this opportunity, I would like to express my sincere sympathy to people in Palu and Donggala for the tsunami and earthquake disasters.

At this year, we are so pleased to accept many papers from Indonesia, Japan, Malaysia, Australia and Iraq. It is a great pleasure to have 3 invited speakers with us in this conference to share their knowledge.

This year's conference is themed "Mathematics for Beyond Life Future" with the hope that mathematics can take an active role in improving the future of our life. The aim of this conference is to provide a forum for researchers, educators, students and industries to exchange ideas, to communicate and discuss research findings and new advancement in mathematics, and to explore possible avenues to foster academic and student exchange, as well as scientific activities. The conference will be a venue to communicate and discuss how mathematics can give contributions to improving society welfare, and give solutions to problems faced by industries.

As a conference chair of ICoMPAC 2018, I realized that the success of this conference depends ultimately on the many people who have worked with us in planning and organizing this conference, in particular for the review process and preparing the technical programs. Recognition should go to the Local Organizing Committee members who have all worked extremely hard for the detail of important aspects of the conference programs.

Last but not least, I would like to thank Institute of Physics (IOP), for the cooperation for publishing papers presented in this conference to their proceedings. I hope this conference will be proven to be an inspiring experience for you. Enjoy your participation in the ICoMPAC 2018 and we hope that you have a memorable time visiting Surabaya. We also hope you return for the next ICoMPAC with even more colleagues.

Thank You,

Wassalamu'alaikum Wr. Wb.

Dieky Adzkiya

Conference Chair




Table of contents

Volume 1218

May 2019

Previous issue Next issue

International Conference on Mathematics: Pure, Applied and Computation 20 October 2018, Surabaya, Indonesia

Accepted papers received: 27 March 2019

Published online: 31 May 2019

Open all abstracts

Preface

OPEN ACCESS	011001
International Conference on Mathematics: Pure, Applied and Computation	
+ Open abstract	View article PDF
OPEN ACCESS	011002
Peer review statement	
+ Open abstract	View article PDF

Papers

OPEN ACCESS	012001
Numerical solutions to a class of scalar elliptic BVPs for anisotropic exponentially graded media	
M. I. Azis	
+ Open abstract	View article PDF
OPEN ACCESS	012002
A pseudo dispersive, nonlinear equation and its corresponding linear envelope equation	
Edi Cahyono, I Nyoman Sudiana, Rasas Raya and M. Zamrun Firihi	
+ Open abstract	View article PDF
OPEN ACCESS	012003
Numerical simulation of the mathematical model of treated Schistosomiasis spread	
A. Alfianto, R. Ratianingsih and Hajar	
+ Open abstract	View article PDF
OPEN ACCESS	012004
Finding all non-dominated points for a bi-objective generalized assignment problem	
Ali Al-Hasani, Masar Al-Rabeeh, Santosh Kumar and Andrew Eberhard	
+ Open abstract	View article PDF
OPEN ACCESS	012005
Numerical analysis of blood flow in intracranial artery stenosis affected by ischemic stroke using Finite Element method	
A Fatahillah, S Setiawani, A S Mandala, S Suharto, R P Murtikusuma, L N Safrida, S Hussien and R Adawiyah	
+ Open abstract	View article PDF
OPEN ACCESS	012006
Alternating direction implicit scheme as Finite-Difference method to solve coupled groundwater flow and contaminant transport model in the coastal aquifer	
N P Purnaditya, H Soeryantono, D R Marthanty and J Sjah	
+ Open abstract	View article PDF
OPEN ACCESS	012007
Application of tabu search method in solving a taxi-sharing problem	
R N Hadiarti, Y Satria and H Burhan	
+ Open abstract	View article PDF
OPEN ACCESS	012008
Application of Large Neighborhood Search method in solving a dynamic dial-a-ride problem with money as an incentive	
R Adawiyah, Y Satria and H Burhan	
+ Open abstract	View article PDF

JOURNAL LINKS

- [Journal home](#)
- [Journal Scope](#)
- [Information for organizers](#)
- [Information for authors](#)
- [Contact us](#)
- [Reprint services from Curran Associates](#)



OPEN ACCESS	012009
Application of parallel tabu search in solving Ride-sharing problem with HOV Lanes	
Y L Hanifa, Y Satria and H Burhan	
+ Open abstract View article PDF	
OPEN ACCESS	012010
Dynamic pickup and delivery problem with transfer in ridesharing to reduce congestion	
Mela Ayu Novia Andini, Yudi Satria and Helen Burhan	
+ Open abstract View article PDF	
OPEN ACCESS	012011
Extension of floating-point filters to absolute and relative errors for numerical computation	
Yuki Ohta and Katsuhisa Ozaki	
+ Open abstract View article PDF	
OPEN ACCESS	012012
Effects of femoral head diameter on the predicted acetabular cup wear volume of CP-Ti and UHMWPE hip implants	
Handoko, Suyitno, Rini Dharmastiti and Rahadyan Magetsari	
+ Open abstract View article PDF	
OPEN ACCESS	012013
Quaternion gaussian integral and its application to a geometry of quaternion gaussian distributions	
Tatsuo Suzuki	
+ Open abstract View article PDF	
OPEN ACCESS	012014
Verified numerical computations for dense linear systems in supercomputing	
Katsuhisa Ozaki	
+ Open abstract View article PDF	
OPEN ACCESS	012015
Ultradiscrete Lotka-Volterra system computes tropical eigenvalue of symmetric tridiagonal matrices	
Akiko Fukuda, Sennosuke Watanabe, Ayumi Hanaoka and Masashi Iwasaki	
+ Open abstract View article PDF	
OPEN ACCESS	012016
Comparison of the Bayesian and Maximum Likelihood Estimation of Rayleigh Distribution for Right Censored Survival Data Type II	
D. P Rahajeng Ika, Ida Fithriani and Siti Nurrohmah	
+ Open abstract View article PDF	
OPEN ACCESS	012017
Designing Consensus Algorithms for Three-Link Manipulators	
Guisheng Zhai, Satoshi Nakamura and Mardlijah	
+ Open abstract View article PDF	
OPEN ACCESS	012018
Characterization of input-output group decoupling for linear descriptor systems using controllability subspaces	
Arman, Rosliana Eso and Abdin	
+ Open abstract View article PDF	
OPEN ACCESS	012019
Mathematical Literacy of Male and Female Students in Solving PISA Problem by "Shape and Space" Content	
D Trapsilasiwi, E Oktavianingtyas, I W S Putri, R Adawiyah, E R Albirri, F F Firmansyah and Y Andriani	
+ Open abstract View article PDF	
OPEN ACCESS	012020
Heterogeneous Weibull count distribution	
Tania M Karina, Siti Nurrohmah and Ida Fithriani	
+ Open abstract View article PDF	
OPEN ACCESS	012021
The γ - Dimension of Images the Integral Staircase	
S Wibowo, V Y Kurniawan and Siswanto	
+ Open abstract View article PDF	
OPEN ACCESS	012022
Preliminary study of Malaysian eco-friendly car selection by using analytic hierarchy process	
Fadhilah Che Jamil and Adam Shariff Adli Aminuddin	
+ Open abstract View article PDF	
OPEN ACCESS	012023

OPEN ACCESS 012024

[H-Irregularity Total Strength of Fan Graphs](#)

Nurdin Hinding, Haeruddin and Loeky Haryanto

OPEN ACCESS 012025

[Metacognitive activity of male students: difference field independent-dependent cognitive style](#)

Pathuddin, I Ketut Budayasa and Agung Lukito

OPEN ACCESS 012026

[Total H-irregularity strength of ladder graphs](#)

Nurdin Hinding, Elit Vega and Hasmawati Basir

OPEN ACCESS 012027

[Altitude Control Design of LSU-05 Aircraft Using Abstraction Method](#)

Muhammad Afif Nasrul Anam, Dieky Adzkiya and Tahiyatul Asfihani

OPEN ACCESS 012028

[Numerical simulation of tsunami propagation with Finite Difference Method and Runge Kutta 4th Order Method \(study case : south coast of Java island\)](#)

Firdaus Priyatno Putra, Shaffiani Nurul Fajar, Prima Aditya, Erna Apriliani, Sadjidon and Didik Khusnul Arif

OPEN ACCESS 012029

[The commutative ring for prime near-rings by involving derivation](#)

Mochammad Reza Habibi, Dian Winda Setyawati and Komar Baihaqi

OPEN ACCESS 012030

[Analysis of portfolio optimization with inequality constraints](#)

Agus Sukmana, Liem Chin and Erwinna Chendra

OPEN ACCESS 012031

[Application of Needleman-Wunch Algorithm to identify mutation in DNA sequences of Corona virus](#)

Mohammad Isa Irawan, Imam Mukhlash, Abduh Rizky and Alfiana Ririsati Dewi

OPEN ACCESS 012032

[On Some closed operations in threshold graphs](#)

Soleha, Sie Evan Setiawan, Amelia Margaretha and Dieky Adzkiya

OPEN ACCESS 012033

[Sequences and its properties on type-metric space](#)

Sunarsini, Mahmud Yunus, A Dimaz Wisnu and Sadjidon

OPEN ACCESS 012034

[Clustering the basic human category indicator levels in Banten region](#)

Y Asri, P Palupiningsih, Haryono and R M Reviansya

OPEN ACCESS 012035

[Stability and persistence analysis on the epidemic model multiregion multi-patches](#)

Chairul Imron, Hariyanto, Mahmud Yunus, Sentot D. Surjanto and Nihaya A. C. Dewi

OPEN ACCESS 012036

[Optimal replenishment policy for multi-item probabilistic inventory model with all-units discount](#)

Dharma Lesmono, Taufik Limansyah and Handi Koswara

OPEN ACCESS 012037

[Application of kernel spherical k-means for intrusion detection systems](#)

Zuherman Rustam and Farah Nadhifa

[+ Open abstract](#) [View article](#) [PDF](#)

OPEN ACCESS 012038

New heuristic algorithm for traveling salesman problem

M L Shahab

[+ Open abstract](#) [View article](#) [PDF](#)

OPEN ACCESS 012039

Prediction of obesity, type 2 diabetes mellitus, metabolic syndrome and coronary heart disease using Backpropagation algorithm

Widiyawati, A Nurrahman, B Darmawan, A I Jaya and R Ratianingsih

[+ Open abstract](#) [View article](#) [PDF](#)

OPEN ACCESS 012040

The application of statistic image analysis for classification of breast cancer based on mammograms

D R Sulistyaningrum, B Setiyono, D B Utomo and B A Sanjoyo

[+ Open abstract](#) [View article](#) [PDF](#)

OPEN ACCESS 012041

Buhlmann credibility model in predicting claim frequency that follows heterogeneous Weibull count distribution

Tania M Karina, Siti Nurrohmah and Ida Fithriani

[+ Open abstract](#) [View article](#) [PDF](#)

OPEN ACCESS 012042

Using Jeffrey prior information to estimate the shape parameter k of Burr distribution

A R Hakim, M Novita and I Fithriani

[+ Open abstract](#) [View article](#) [PDF](#)

OPEN ACCESS 012043

Optimal control for extraction lipid model of microalgae *Chlorella Vulgaris* using PMP method

Mardlijah, Nur Ilmayasinta and Elmir Arif Irahmi

[+ Open abstract](#) [View article](#) [PDF](#)

OPEN ACCESS 012044

A deterministic model of measles with imperfect vaccination and quarantine intervention

Dipo Aldila and Dinda Asrianti

[+ Open abstract](#) [View article](#) [PDF](#)

OPEN ACCESS 012045

Application of Fuzzy Kernel C-Means in face recognition to identify look-alike faces

Zuherman Rustam and Ridhani Faradina

[+ Open abstract](#) [View article](#) [PDF](#)

OPEN ACCESS 012046

An epidemic cholera model with control treatment and intervention

Subchan, Irma Fitria and Ahmad M Syafi'i

[+ Open abstract](#) [View article](#) [PDF](#)

OPEN ACCESS 012047

Software development to predict the level of paddy production using Gaussian Copula Marginal Regression

Gandes Goldestan, Sutikno, Budi Setiyono and Imam Mukhlash

[+ Open abstract](#) [View article](#) [PDF](#)

OPEN ACCESS 012048

Modeling The Number of Flood Occurrence in Indonesia in 2015 Using Poisson Regression Model

Okky Savitri Febiyani and Laksmi Prita Wardhani

[+ Open abstract](#) [View article](#) [PDF](#)

OPEN ACCESS 012049

Development of trigonometric visualization concepts to increase the study motivations of SMK students

Mohammad Isa Irawan, Imam Mukhlash, Dieky Adzkiya, Darmadi and Sanusi

[+ Open abstract](#) [View article](#) [PDF](#)

OPEN ACCESS 012050

Model reduction analysis using Hankel Norm Approximation on discrete-time linear system with the special shape of matrix A

Didik Khusnul Arif, Dieky Adzkiya, Mohammad Khoirul Roziq, Prima Aditya and Helisyah Nur Fadhilah

[+ Open abstract](#) [View article](#) [PDF](#)

OPEN ACCESS 012051

A numerical method for valuation of european option with regime-switching volatility and interest rate

Endah RM Putri, Chairul Imron and Mey Lista Tauryawati

[+ Open abstract](#) [View article](#) [PDF](#)

OPEN ACCESS

012052

Reduction of Cd in circular cylinder using three passive control at $Re=500$

Chairul Imron, K Charisma Juni, Basuki Widodo and Triyogi Yuwono

[+ Open abstract](#) [View article](#) [PDF](#)

OPEN ACCESS

012053

Role of clustering based on density to detect patterns of stock trading deviation

Alvida Mustika Rukmi, Soetrisno and Abirohman Wahid

[+ Open abstract](#) [View article](#) [PDF](#)

OPEN ACCESS

012054

Mathematical model's parameters identification in a prototype of solar panel's motor

Mardijah, Sega Bagus Prandita and Noorman Rinanto

[+ Open abstract](#) [View article](#) [PDF](#)

OPEN ACCESS

012055

Comparison between PID controller and fuzzy sliding mode control (FSMC) on super heater system

Mardijah, Abdul Mahatir Najar and Didik Khusnul Arif

[+ Open abstract](#) [View article](#) [PDF](#)

OPEN ACCESS

012056

Simulation study scenario algorithm on gene expression differences of Chickpea data in Indonesia to modeling series with the Bayesian approach

Ani Budi Astuti, Solimun, Adji Achmad Rinaldo Fernandes and Nur Iriawan

[+ Open abstract](#) [View article](#) [PDF](#)

OPEN ACCESS

012057

MHD fluid flow with the effect of mixed convection passing on a magnetic sphere in newtonian nano fluid

Basuki Widodo, Yolanda Norasia and Dieky Adzkiya

[+ Open abstract](#) [View article](#) [PDF](#)

OPEN ACCESS

012058

Comparison of LQG and Adaptive PID Controller for USV Heading Control

Tahiyatul Asfihani, Didik Khusnul Arif, Subchan, Firdaus Priyatno Putra and Moch. Ardi Firmansyah

[+ Open abstract](#) [View article](#) [PDF](#)

OPEN ACCESS

012059

Modelling of Short Rate (β_2) Parameter Diebold-Li Model Using Vasicek Stochastic Differential Equations

Meylita Sari, Sndah R.M. Putri and Nuri Wahyuningsih

[+ Open abstract](#) [View article](#) [PDF](#)

OPEN ACCESS

012060

Common fixed point theorems for three functions on contraction mapping and expansive mapping in b -metric space

Budi Nurwahyu

[+ Open abstract](#) [View article](#) [PDF](#)

OPEN ACCESS

012061

Minimizing cost and backorder risk through customer priority on spares inventory

V Lukitosari, A P Subriadi and I Siyamah

[+ Open abstract](#) [View article](#) [PDF](#)

OPEN ACCESS

012062

Fixed Point Theorem On Fuzzy Metric Space

Lukman Zicky, Sunarsini and I Gusti Ngurah Rai Usadha

[+ Open abstract](#) [View article](#) [PDF](#)

PAPER • OPEN ACCESS

Application of Needleman-Wunch Algorithm to identify mutation in DNA sequences of Corona virus

To cite this article: Mohammad Isa Irawan *et al* 2019 *J. Phys.: Conf. Ser.* **1218** 012031

View the [article online](#) for updates and enhancements.

You may also like

- [NRPB Chilton Seminar: Professor Bryn Bridges—'Genetic Effects of Radiation: Are the Paradigms Changing?' \(Chilton, November 2001\)](#)
- [Lineage dynamics and mutation–selection balance in non-adapting asexual populations](#)
Sophie Péniisson, Paul D Sniegowski, Alexandre Colato *et al.*
- [Reply to 'Comments on Hereditary Effects of Radiation'](#)
K Sankaranarayanan and N E Gentner

Recent citations

- [Computational predictions for protein sequences of COVID-19 virus via machine learning algorithms](#)
Heba M. Afify and Muhammad S. Zanaty
- [Application of Antiviral Polyoxometalates to Living Environments—Antiviral Moist Hand Towels and Stationery Items](#)
Katsuaki Dan *et al*



IOP | ebooks™

Bringing together innovative digital publishing with leading authors from the global scientific community.

Start exploring the collection—download the first chapter of every title for free.

Application of Needleman-Wunch Algorithm to identify mutation in DNA sequences of Corona virus

Mohammad Isa Irawan^{1,a}, Imam Mukhlash¹, Abduh Riski² and Alfiana Ririsati Dewi¹

¹Department of Mathematics, Faculty of Mathematics, Computation, And Data Sciences,

Institut Teknologi Sepuluh Nopember

Raya ITS Street, Keputih, Sukolilo, Surabaya 60111 Indonesia

²Departement of Mathematics, University of Jember

Jln. Kalimantan 37, Tegalboto, Jember 68121 Indonesia

E-mail : ^amii@its.ac.id

Abstract— Corona virus is a virus capable of mutating very quickly and many other viruses that arise due to mutations of this virus. To find out the location of corona virus mutations of one type to another, DNA sequences can be aligned using the Needleman-Wunsch algorithm. Corona virus data was taken from Genbank National Center for Biotechnology Information from 1985-1992. The Needleman-Wunsch algorithm is a global alignment algorithm in which alignment is performed to all sequences with the complexity of $O(mn)$ and is capable of producing optimal alignment. An important step in this reserach is the sequence alignment of two corona viruses using the Needleman-Wunsch algorithm. Second, identification of the location of mutations from the DNA of the virus. The result of this reserach is an alignment and the location of mutations of both sequences. The results of identification DNA mutation can be used to find out other viruses mutation corona virus as well as can be used in the field of health as a reference for the manufacture of drugs for corona virus mutation outcome.

1. Introduction

Computational biology is the field of science that focuses on the preparation of a mathematical model in solving and analyzing biological sequence problems. Computing in the field of biology is known as bioinformatics. Bioinformatics is the science of the combination of biological science and informatics for data storage, retrieval, data manipulation, and the distribution of information associated with biological macromolecules, such as DNA, RNA, and proteins. Bioinformatics is more often used for microbiological computing and focuses on analyzing biological sequences data.

DNA or Deoxyribonucleic Acid are biomolecules in the form of nucleic acids (found in the nucleus of cells), which function to store genetic information in an organism. Double-stranded DNA joins hydrogen bonds between bases in two strands. This base is Adenin (A), Cytosine (C), Guanine (G), and Thymine (T). DNA is a method that can prove whether an organism has a family relationship or not with other organisms. One of the introduction of an organism in bioinformatics is sequence alignment, which is the process of composing /aligning a sequence with one or more other sequences so that the sequence equations are clear or the level of similarity is obtained[1].

Mutation is a change in the genetic material of a creature that occurs unplanned, random, and is the basis for a heritable source of living organisms. From WHO data reported that as of May 31th, 2015 there were 1180 cases confirmed by laboratory that positive corona virus with 483 patients dying (40% mortality) [2].



To find out whether this corona virus is a relative or not, a method is needed that can align the corona virus DNA with one another. These problems can be solved using dynamic programming. Dynamic programming in DNA sequence alignment has two types of techniques, namely global and local alignment. Some algorithms used in local alignment include Smith-Waterman, FASTA, BLAST, and many algorithms that are being developed. As for global alignment, the Needleman-Wunsch algorithm is still often used and also developed to be more efficient [3].

In this study, parallel alignment of DNA sequences is done globally because in this alignment, alignment is carried out from the end of the sequence to the other end of the sequence of the DNA character. The algorithm used in this study is the Needleman-Wunsch algorithm. This algorithm was originally created by Saul Needleman and Christian Wunsch in 1970 [4]. This algorithm is a dynamic programming implementation that is used to determine the level of similarity or the compatibility of two texts. The way this algorithm works is that DNA sequences are aligned by matching and shifting, so as to obtain the maximum global or overall level of similarity (Global Alignment) of the two DNA sequences with complexity $O(mn)$. By looking at the results and the process of the Needleman-Wunsch algorithm in DNA alignment, this study discusses how the Needleman-Wunsch algorithm can be used to align the DNA sequences of the corona virus so that they can determine the presence of mutations in the corona virus. Corona virus DNA sequences data used is data in NCBI GenBank.

Several previous studies that underlie this research, among others, research conducted by Vijay Naidu and Ajit Narayanan [5] in 2016 the Needleman-Wunsch algorithm can be used to align two polymorphic malware viruses. Another study conducted by Mikhael Avner Malendes and Hendra Bunyamin [6] in 2017, concluded that the Needleman-Wunsch Algorithm had superior performance to align the sequence for both small and large data.

In this, research on sequence alignment on corona viruses using the needleman-wunsch algorithm is carried out which will then identify mutations in the sequence and the virus. The program implementation is done using the Python programming language with Anaconda software and Jupyter Notebook 5.0.0 application.

2. Fundamental Theory

2.1 Mutation

Mutation is a change in structure in the genetic material of a creature that occurs randomly and is the basis for the source of a variety of living organisms that are heritable.

Classification of Mutation

There are 4 mutation classifications, namely [16]:

1. Type 1
A mutation caused by changes in nucleotides, for example "a" changes to "g".
2. Type 2
A mutation that occurs because there are parts of the nucleotide that change the order of its position, for example the "check" section changes the order to "guacc".
3. Type 3
A mutation caused by the insertion of a new segment into the sequence, for example the insertion of "aa" in the middle of the "gguugg" segment will change the segment to "gguaaugg".
4. Type 4
A mutation that occurs due to the elimination of nucleotide segments in the sequence, for example the removal of nucleotide "ag" from the segment "acaguua" so that the segment changes to "acuua".

Because type 1 and type 2 mutations do not change the position of all nucleotides, these mutations are called substitution mutations. While type 3 and type 4 mutations are called transfer mutations because they can change the position of nucleotides.

2.2 Sequence Alignment

Sequence in bioinformatics can be described using the following notation:

$$\begin{aligned} A &= (a_1, a_2, a_3, \dots, a_{n_a}) & B &= (b_1, b_2, b_3, \dots, b_{n_b}) \\ C &= (c_1, c_2, c_3, \dots, c_{n_c}) \end{aligned} \quad (1)$$

With A, B, C as sequence. a_i, b_i, c_i states the basic units of the sequence in position to-i, where these elements are obtained from the set $V_q = \{0, 1, \dots, q-1\}$. Length of A, B, C is n_a, n_b, n_c .

Sequence alignment is the process of composing / aligning a sequence with one or more other sequences so that the sequence equations are clear or the level of similarity is obtained[1].

Here is an example of the alignment of two different short DNA sequences

$$\begin{array}{cccccccc} A & _ & G & _ & C & T & A & G & A \\ | & & | & & | & | & | & | & | \\ A & G & G & T & C & T & A & G & A \end{array}$$

Sign | states the existence of a match or match between the two sequences. DNA sequence alignment has two types of techniques, namely global and local alignment. Global alignment is the alignment performed for the whole sequence, some of the algorithms used in local alignment include Smith-Waterman, FASTA, BLAST, and many algorithms that are being developed. Whereas local alignment is alignment done to several or part of the sequence, the algorithm commonly used is the Needleman-Wunsch algorithm.

2.3 Needleman-Wunsch Algorithm

The Needleman-Wunsch algorithm is an implementation of dynamic programs (dynamic programming). The Needleman-Wunsch algorithm is used to determine the level of similarity or compatibility of two texts. This algorithm is also used to find alignments that have optimal values on global alignment in two sequences. This algorithm was created by Saul Needleman and Christian Wunsch in 1970 [7].

As for the steps to work on the Needleman-Wunsch algorithm is:

a. Matrix Initialization

For example sequences $A = a_1, a_2, \dots, a_n$ and $B = b_1, b_2, \dots, b_m$, then create a score matrix of size $(n+1) \times (m+1)$. Where n is the number of rows stating the length of the first sequence, and m is the number of columns stating the length of the second sequence. Then fill in the first row and the first column of the value matrix with the value of the gap penalty. Gap penalty is the value obtained when comparing the residues in a sequence with blank characters (gaps) in other sequences.

b. Charging Matrix

Suppose the value matrix is called the matrix S, then the formula for the elements of the matrix S is

$$S(i, j) = \max \begin{cases} S(i-1, j-1) + s(a_i, b_j) \\ S(i-1, j) - d \\ S(i, j-1) - d \end{cases} \quad (2)$$

where:

- $S(i-1, j-1)$ = The matrix S element is diagonally left above
- $S(i, j-1)$ = The matrix S element on the left $S(i, j)$
- $S(i-1, j)$ = The matrix S element above $S(i, j)$
- $s(a_i, b_j)$ = the substitution matrix element in residue i in sequence a and residual j in sequence b
- d = gap penalty in *virtual symbol*

With assumption gap linear model, is that

$$s(-, a) = s(a, -) = -d \text{ for } a \in Q \text{ where } d > 0 \quad (3)$$

then the value of the gap area with length L equals $-dL$. If the virtual symbol penalty score is d , then

$s(0, j) = -jxd, s(i, 0) = -ixd, s(0,0) = 0$, and

$$s(a_i, b_j) = \begin{cases} \text{match score, if } a_i = b_j \\ \text{mismatch score, if } a_i \neq b_j \end{cases} \tag{4}$$

		b_1	b_2	b_3	...	b_m
	$s(0,0)$	$s(0,1)$	$s(0,2)$	$s(0,3)$...	$s(0,m)$
a_1	$s(1,0)$	$s(1,1)$	$s(1,2)$	$s(1,3)$...	$s(1,m)$
a_2	$s(2,0)$	$s(2,1)$	$s(2,2)$	$s(2,3)$...	$s(2,m)$
...
a_n	$s(n,0)$	$s(n,1)$	$s(n,2)$	$s(n,3)$...	$s(n,m)$

Figure 1. Substitution matrix of sequences A and B [8]

c. Traceback Step

After a score matrix of size $(n + 1) \times (m + 1)$ is fully filled, then the alignment score (the sum of all substitution values plus the sum of all gap penalties) is the maximum of two sequences is the value of the most element bottom right of the score matrix, that is $S(n + 1, m + 1) = s(n, m)$.

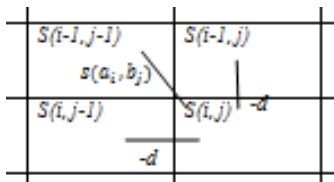


Figure 2. Traceback Step [9]

$S(n,m)$ as the starting point to traceback to the end point $s(0,0)$. If $S(i, j) = S(i - 1, j - 1) + s(a_i, b_j)$ then the trajectory is $(i, j) \rightarrow (i - 1, j - 1)$.

d. Determine the alignment results

- Notify pairs of DNA as a_i, b_i if the backward path starts from a_i, b_i to the upper left corner.
- Insert a virtual symbol on a vertical sequence and denote it as $(a_i, -)$ if the path is backward horizontally
- Insert a virtual symbol on the horizontal sequence and denote it as $(-, b_i)$ if the backward path is vertical

As examples of known sequences of DNA with sizes 7 and 6 are as follows:

Sequence 1: TCGATTA \rightarrow length: 7

Sequence 2: CGTGCA \rightarrow length: 6

Then an initial S value matrix of 8x7 is made, as below

Table 1. Example of the initial S value matrix

S(i,j)		C	G	T	G	C	A
	0						
T							
C							
G							
A							
T							
T							
A							

For example:

Match score: 5

Mismatch score: -3

Gap score (d): 3

Tabel 2. Examples of s substitution matrix results

$s(a_i, b_i)$		C	G	T	G	C	A
	0	-1	-2	-3	-4	-5	-6
T	-1	-3	-3	5	-3	-3	-3
C	-2	5	-3	-3	-3	5	-3
G	-3	-3	5	-3	5	-3	-3
A	-4	-3	-3	-3	-3	-3	5
T	-5	-3	-3	5	-3	-3	-3
T	-6	-3	-3	5	-3	-3	-3
A	-7	-3	-3	-3	-3	-3	5

Then the S value matrix is obtained as the following table:

Tabel 3. Example of an S value matrix

		C	G	T	G	C	A
	0	-3	-6	-9	-12	-15	-18
T	-3	-3	-6	-1	-4	-7	-10
C	-6	2	-1	-1	-4	1	-2
G	-9	-1	7	4	1	-2	-2
A	-12	-4	4	4	1	-2	3
T	-15	-7	1	9	6	3	0
T	-18	-10	-2	6	6	3	0
A	-21	-13	-5	3	3	3	8

In the example above, the traceback step starts from S(7,6)

$Score\ current = 8$ (matrix score i,j)

$Score\ diagonal = 3+5 = 8$

$Score\ left = 3-3 = 0$

$Score\ up = 0-3 = -3$

Because $score\ current = Score\ diagonal = 8$, then

$i-1 = 7-1 = 6$

$j-1 = 6-1 = 5$

so, the next cell is S(6,5).

For S(6,5):

$Score\ current = 3$

$Score\ diagonal = 6-3 = 3$

$Score\ left = 6-3 = 3$

$Score\ up = 3-3 = 0$

Because $score\ current = Score\ diagonal = 3$, then

$i-1 = 6-1 = 5$

$j-1 = 5-1 = 4$

then, the next cell is S(5,4).

Traceback step the traceback step is carried out until the last element is S(0,0).

Tabel 4. Example of traceback step

		C	G	T	G	C	A
	0	-3	-6	-9	-12	-15	-18
T	-3	-3	-6	-1	-4	-7	-10
C	-6	2	-1	-1	-4	1	-2
G	-9	-1	7	4	1	-2	-2
A	-12	-4	4	4	1	-2	3
T	-15	-7	1	9	6	3	0
T	-18	-10	-2	6	6	3	0
A	-21	-13	-5	3	3	3	8

From the example above, the alignment results are obtained as below:

Sequence 1: TCGAT-TA
 || | |
 Sequence 2: -CG-TGCA

See from the results of the sequence alignment above, shows that both sequences have mutations in the 7th nucleotide, that is, T in the first sequence changes to C on the second sequence. The score of the alignment of both sequences is 8 and the homology is 50%

3. Result and Discussion

Before identifying the location of mutations from two DNA sequences, the process of aligning two DNA sequences is done first using the Needleman-Wunsch algorithm. Here the corona virus DNA sequence data will be used with the following details:

DNA sequence data1: *Avian infectious bronchitis virus (strain D1466) peplomeric protein gene encoding the S1 and S2 subunits, complete cds with length is 1605 bp (version X00509.1) year 1989.*

```
ATGTGGGCATCGTTACTGTAGTACTCTTTGTTGCTTAAAGTGAATGTAGTATAGTAGGTGAAAATTACACATACTATTACCAGAGTCAGTTTAGCCGCCTAATGGCTGGCA
TAAACATGGTGGAGCCTATCTGTAAACCAATGAACTGACATATCCTATAATGGTGTGCTTGTACTGTGGGTACAATAAAAGGCGGCATTGTCATTAATGAGAGTGCTATATCTTTT
GTTACAAAAACCCATTGCTTGGTCAGCCAACGGCGTTTGCCTACATATTTGTAATTTACTCCAGCTTATATGTGTTTGTACCATTGTGGGGGACGGGACACTAGTTGTAATTA
AATACAAATCGCATAGGCGAGATTGTTTTAGGTGTTAAAGACTTTTCTGGTAACCTGGATTATAATCGTACTATAAAGGCTATTGGTCCGTATAGTAAATTTACAGCCTGGCAATGTCT
TGCTAATTTTACCAGTGTGTTTCTAAACGGCAACCTTGTGTATAGTTCTAACTTTACGGAGGATGTTCAGCGGGTGGTGTATGCTAAAAGCGTCAATGGTCTAAAACGTAGAATTA
TGAAGGACACTGATGTTTTGGCATATTTTGTAATGGCACTGCTGTGAAAGTGTATGTTTGTGATGACAGCCCTAGAGGTAGGTAGCATGTCAAGTATAATACAGGAAATTTTACTGA
TGGGTTATACCCCTTCCGTAAGTACAATGTAGTAAATAGTGTGTTGTTTATGAGGTTATAGTACTACAACITATGGTAAACTTAAACAACATTCTTTTCTAATGAAACTGGTG
CACCACCTGCAGGTTCTAATGTTGCTAATTTTAAATATCAGAGCGATGTGGCTGAAGGTTTTGTTAGGCTCAATTTTCTTCTGTCTACTACAGGTATCAGGAGTCTGATT
TTACTTATGGTCTTATCATAAAGGCTTGAATTTTAGACTAGAAGATTAATAATGGTTTAATGTTTAACTTTAAGTGTTCCTATTAGCTATGGACCACCTAAGGGTCTTGTGAAGC
AGTCAGTATTAATCGTAAAGCAACATGCTGTATGCCTATAAATATCCCACTAATGGGGTTCAAGAGTGAAGGGTGTATAATGGAGAACCCTAACTAAATTTGAATGCGGGCT
TCTTGTATTTATAGACAAGACTGATGGTTCACGCATAAATGCAAGAAAACCCCTGTTTACTACTAATTTTACTAATAATATTGTTGGTGAAGTGTGTTAATTAATATT
ATGGCAGGTATGGCCAGGCGCTATTAGTAATGTAAGTACTGAAAGCATTGGATTTTACAGGGAGATGGTTGGTCACTTGGACACTGCTGGTCTATAGATATTTTCTGTTAAG
GATGGGCCACTCACACATTATTACAAAATTAATCCTTGAATGATGTAATCAACAATATGTAGTGTCCAGGAGAAATATAGTTGGTCTTCTCACATCTAGTAATGAGACTGGCTCTA
TTCAGTTAGAAGATCAGTTTTATATTAACCTCACTAATAGCAGCTCGTAGGCATAGGAGA
```

DNA sequence data 2: *Avian infectious bronchitis virus (strain V1397) peplomeric protein gene encoding the S1 and S2 subunits, complete cds with length is 1605 bp (version J02252.1) year 1989*

```
ATGTTGGCAGTACTGTAGCAGTACTCTTTGTTGCTTAAAGTGAATGTAGTATAGTAGGTGAAAATTACACATACTATTACCAGAGTCAGTTTAGCCGCCTAATGGCTGGCA
TAAACATGGTGGAGCCTATCTGTAAACCAATGAACTGACATATCCTATAATGGTGTGCTTGTACTGTGGGTACAATAAAAGGCGGCATTGTCATTAATGAGAGTGCTATATCTTTT
TACTAAAACCACTATTGCTTGGTCAGCCTCAAGGGCTTGCCTACATATTTGTAATTTACTCCAGCTTATATGTGTTTGTACCATTGTGGGGGACGGGACACTAGTTGTAATTA
AATACAAATCGCATAGGCGAGATTGTTTTAGGTGTTAAAGACTTTTCTGGTAACCTGGATTATAATCGTACTATAAAGGCTATTGGTCCGTATAGTAAATTTACAGCCTGGCAATGTCT
TGCTAATTTTACCAGTGTGTTTCTAAACGGCAACCTTGTGTATAGTTCTAACTTTACGGAGGATGTTCAGCGGGTGGTGTATGCTAAAAGCGTCAATGGTCTAAAACGTAGAATTA
TGAAGGACACTGATGTTTTGGCATATTTTGTAATGGCACTGCTGTGAAAGTGTATGTTTGTGATGACAGCCCTAAAGGTAGGTAGCATGTCAAGTATAATACAGGAAATTTTACTGA
TGGGTTATACCCCTTCCGTAAGTACAATGTAGTAAATAGTGTGTTGTTTATGAGGTTATAGTACTACAACITATGGTAAACTTAAACAACATTCTTTTCTAATGAAACTGGTG
CACCACCTGCAGGTTCTAATGTTGCTAATTTTAAATATCAGAGCGATGTGGCTGAAGGTTTTGTTAGGCTCAATTTTCTTCTGTCTACTACAGGTATCAGGAGTCTGATT
TTACTTATGGTCTTATCATAAAGGCTTGAATTTTAGACTAGAAGATTAATAATGGTTTAATGTTTAACTTTAAGTGTTCCTATTAGCTATGGACCACCTAAGGGTCTTGTGAAGC
AGTCAGTATTAATCGTAAAGCAACGCTGTATGCCTATAAATATCCCACTAATGGGGTTCAAGAGTGAAGGGTGTATAATGGAGAACCCTAACTAAATTTGAATGCGGGCT
TCTTGTATTTATAGACAAGACTGATGGTTCACGCATAAATGCAAGAAAACCCCTGTTTACTACTAATTTTACTAATAATATTGTTGGTGAAGTGTGTTAATTAATATT
ATGGTAGGTATGGCCAGGCGCTATTAGTAATGTAAGTACTGAAAGCATTGGATTTTACAGGGAGATGGTTGGTCACTTGGACACTGCTGGTCTATAGATATTTTGTGTTAAG
GATGGTCCACTCACACATTATTACAAAGATTAATCCTTGAATGATGTAATCAACAATATGTAGTGTCCAGGAGAAATATAGTTGGTCTTCTCACATCTAGTAATGAGACTGGCTCTA
TTCAGTTAGAAGATCAGTTTTATATTAACCTCACTAATAGCAGCTCGTAGGCATAGGAGA
```



```

GTATTAATAATGGTTTAAATGTTTAACTTTAAGTGTTTCTATTAGCTAT
|||||
GTATTAATAATGGTTTAAATGTTTAACTTTAAGTGTTTCTATTAGCTAT
GGACCACCTTAAGGGTTCTTGTAAGCAGTCAGTATTTAATCGTAAAGCAAC
|||||
GGACCACCTTAAGGGTTCTTGTAAGCAGTCAGTATTTAATCATAAAGCAAC
ATGCTGTTATGCCATATAAATATCCCACTAATGGGGTTCAAGAGTSTAAGG
|||||
GTGCTGTTATGCCATATAAATATCCCACTAATGGGGTTCAAGAGTSTAAGG
GTGTTTATAATGGAGAACGCAATACTAAATTTGAATGCGGGCTTCTTGTA
|||||
GTGTTTATAATGGAGAACGCAATACTAAATTTGAATGCGGGCTTCTTGTA
TTTATAGACAAGACTGATGGTTCACGCATAATAACTGCAGAAAAACCACC
|||||
TTTATAGACAAGACTGATGGTTCACGCATAATAACTGCAGAAAAACCACC
TGTTTATACTACTAATTTTACTAATAATATTGTTGTTGGTAAGTGTGTTA
|||||
TGTTTATACTACTAATTTTACTAATAATATTGTTGTTGGTAAGTGTGTTA
ATTATAATATTTATGGCAGGTATGGCCAAGGCGTCATTAGTAATATAACT
|||||
ATTATAATATTTATGGTAGGTATGGCCAAGGCGTCATTAGTAATGTAAC
ACTGAAGCATTTGGATTTTACAGGGAGATGGTTTGGTCATCTTGGACAC
|||||
ACTGAAGCATTTGGTTTTTAGAGGGAGATGGTTTGGTCATCTTGGACAC
TGCTGGTCTATAGATATTTTT - TCTGTTAAGGATGGGCCACTCACACAT
|||||
TGCTGGTCTATAGATATTTTTGT - TGTTAGGGATGGTCCATTCACACAT
TATTACAAAATTAATCCTTGTAATGATGTAATCAACAATATGTAGTGTC
|||||
TATTACAAGATTAATCCTTGTAATGATGTAATCAACAATATGTAGTGTC
AGGAGGAAATATAGTTGGTCTTCTCACATCTAGTAATGAGACTGGCTCTA
|||||
AGGAGGAAATATAGTTGGTCTTCTCACATCTAGTAATGAGACTGGCTCTA
TTCAGTTAGAAGATCAGTTTTATATTAACACTCACTAATAGCACTCGTAGG
|||||
TTCAGTTAGAAGATCAGTTTTATATTAACACTCACTAATAGCACCCGTAGG
CATAGGAGA
|||||
CATCGGAGA

```

Homology: 96.33312616532007 %

Score: 5

The location of the mutation

Total of Mutation: 51

Nucleotide to- :

- 5 (changes in nucleotide G to T)
- 21 (changes in nucleotide C to T)
- 24 (changes in nucleotide T to C)
- 39 (changes in nucleotide T to C)
- 47 (changes in nucleotide A to G)
- 103 (changes in nucleotide G to A)
- 146 (changes in nucleotide A to G)
- 147 (changes in nucleotide C to T)
- 148 (changes in nucleotide C to T)
- 160 (changes in nucleotide C to T)
- 170 (changes in nucleotide A to G)
- 174 (changes in nucleotide G to C)
- 177 (changes in nucleotide T to C)
- 244 (changes in nucleotide A to T)
- 253 (changes in nucleotide C to T)
- 299 (changes in nucleotide C to T)
- 306 (changes in nucleotide T to C)
- 320 (changes in nucleotide T to A)
- 336 (changes in nucleotide A to C)
- 338 (changes in nucleotide C to T)

346 (changes in nucleotide C to A)
399 (changes in nucleotide G to T)
400 (changes in nucleotide A to C)
428 (changes in nucleotide T to C)
435 (changes in nucleotide A to C)
442 (changes in nucleotide T to C)
506 (changes in nucleotide C to T)
553 (changes in nucleotide G to C)
668 (changes in nucleotide G to A)
674 (changes in nucleotide G to A)
739 (changes in nucleotide T to A)
741 (changes in nucleotide C to T)
754 (changes in nucleotide A to G)
774 (changes in nucleotide G to T)
819 (changes in nucleotide T to C)
832 (changes in nucleotide G to A)
889 (changes in nucleotide G to T)
912 (changes in nucleotide C to T)
1083 (changes in nucleotide A to G)
1091 (changes in nucleotide G to A)
1101 (changes in nucleotide A to G)
1317 (changes in nucleotide C to T)
1345 (changes in nucleotide A to G)
1365 (changes in nucleotide A to T)
1372 (changes in nucleotide C to G)
1431 (changes in nucleotide A to G)
1438 (changes in nucleotide G to T)
1442 (changes in nucleotide C to T)
1459 (changes in nucleotide A to G)
1594 (changes in nucleotide T to C)
1604 (changes in nucleotide A to C)

Re-testing of 10 Infectious bronchitis virus corona type DNA viruses from 1985 to 1992 with a link as input. This test is done with 3 match values, mismatch and gap, that is :

1. Match= 5, mismatch= -3, and gap= 7
2. Match= 5, mismatch= -3, and gap= 3
3. Match= 9, mismatch= -4, and gap= 4
4. Match= 9, mismatch= -6, and gap= 6
5. Match= 10, mismatch= -6, and gap= 6
6. Match= 14, mismatch= -8, and gap= 8
7. Match= 7, mismatch= -2, and gap= 8

and the results obtained in Figure 3.1, 3.2 and 3.3 are as follows:

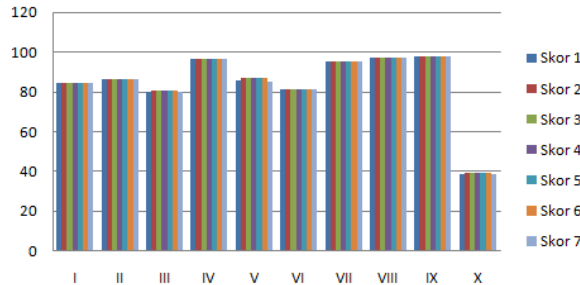


Figure 3. Homology level of 7 variations of match values, mismatch, and gap (in percent)

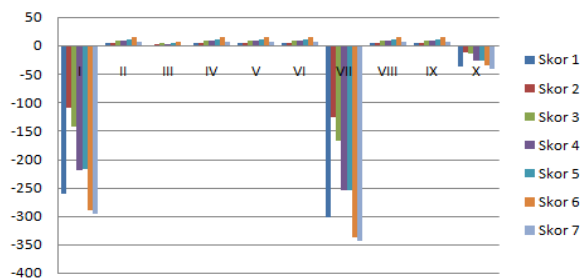


Figure 4. Maximum score of 7 variations of match values, mismatch, and gap

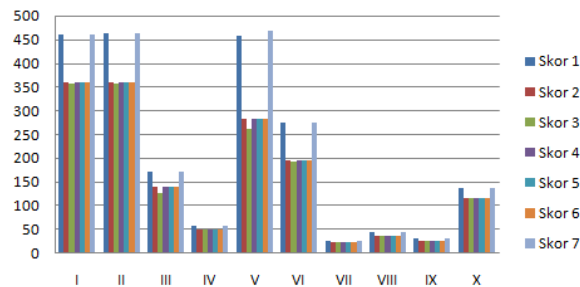


Figure 5. Number of Mutations from 7 variations of match values, mismatches, and gaps

Based on experiments conducted on 10 corona virus types infectious bronchitis virus from 1985 to 1992 with 7 different variations of match, mismatch and gap values, obtained:

1. Based on Figure 3, the results of homology of 10 types of viruses from one time to another over 70 % (meaning that the viral DNA has similarities) but the first type of virus with the last type experienced a difference of 39% with 117 mutations (on the score to 2 to 6) and 138 (in scores 1 and 7). This shows that the corona virus DNA in the type of infectious bronchitis virus in 1985 and 1992 has undergone a mutation.
2. The homology level uses 7 variations of match values, different mismatches and gaps produce almost the same homology level (difference below 1), this shows that the determination of match values, mismatch and gap does not affect the level of homology.
3. Based on Figure 4, 7 out of 10 experiments (2nd, 3rd, 4th, 5th, 6th, 8th, and 9th trials) gave the maximum score at score 6, the score with match = 14, mismatch = -8 and gap = 8. 7 variations of match values, different mismatches and gaps produce different maximum scores. This shows that determining the match value, mismatch and gap affect the maximum score.
4. Based on Figure 5, variations in match values, mismatches and gaps 2, 4, 5, and 6 produce the same mutations. However, in variations in match values, mismatches and gaps 1, 3 and 7 produce different mutations. This shows that the determination of match values, mismatch and gap affects mutations.

Test Validation Algorithm

To test the truth of the Needleman-Wunsch algorithm, sequence sequencing is done in 2 conditions, namely

1. 2 different sequences but the same length
2. 2 sequences of the same arrangement and length

The following are the results of alignment sequences with the conditions as above:

- a. 2 different sequences but the same length as:

Sequence 1: ABCDEFGHIJKLM (length=13)

Sequence 2: NOPQRSTUVWXYZ (length=13)

ABCDEFGHIJKLM

NOPQRSTUVWXYZ

Match: 5

Mismatch: -3

Gap: 3

Homology: 0 %

Score: -3

Total Mutation: 13 (that is, sequence 1 and sequence 2 are different sequences)

Index 1 (change A to N)

Index 2 (change B to O)

Index 3 (change C to P)

Index 4 (change D to Q)

Index 5 (change E to R)

Index 6 (change F to S)

Index 7 (change G to T)

Index 8 (change H to U)

Index 9 (change I to V)

Index 10 (change J to W)

Index 11 (change K to X)

Index 12 (change L to Y)

Index 13 (change M to Z)

- b. 2 sequences of the same arrangement and length Sequen 1: AAAAAAAAAAAAAA (length=13)

Sequen 2: AAAAAAAAAAAAAA (length=13)

AAAAAAAAAAAAA
| | | | | | | | | | | | | | |
AAAAAAAAAAAAA

Match: 5

Mismatch: -3

Gap: 3

Homology: 100 %

Score : 5

Mutation: None (meaning sequence 1 and sequence 2 are the same sequence)

From the two alignments performed, it can be concluded that the Needleman-Wunsch algorithm is correct and can be used to align two sequences.

4. Conclusion

Based on the analysis of the results of program testing, it can be concluded that the Needleman-Wunsch algorithm can be applied to identify mutations in the DNA sequence of the corona virus. The test results were carried out on 10 corona virus DNA types of Infectious bronchitis from 1985 to 1992 in sequence. The first type of virus with the last type experienced a difference of 39% and 117 mutations (variation of match, mismatch and gap scores to 2,4,5 and 6) and 138 mutations (variation of match score,

mismatch and gap to 1 and 7).) It can also be observed that determining match scores, different mismatches and gaps will produce the same homology but different mutations and maximum scores. This shows that the viral Infectious bronchitis type corona virus DNA in 1985 and 1992 had undergone a mutation (insertion) or deletion (reduction) in the DNA of the virus.

References

- [1] Xiong, Jin. (2006). **Essential Bioinformatics**. Cambridge
- [2] Center of Diseases Control. **Middle East Respiratory Syndrome (MERS)**. URL <<http://www.cdc.gov/coronavirus/mers/faq.html>> diakses pada 28 Januari 2018
- [3] J.Simarmata. (2010). **Rekayasa Perangkat Lunak**. Yogyakarta: Penerbit ANDI
- [4] Jonassen, Inge and Kim Junhyong. (2005). **Algorithms in Bioinformatics**. Verlag Berlin Heidelberg: Springer
- [5] Naidu, V., Narayanan, A. (2016). *Needleman-Wunsch And Smith-Waterman Algorithms For Identifying Viral Polymorphic Malware Variants*. **IEEE 14th Intl Conf on Dependable, Autonomic and Secure Computing**.
- [6] Malendes, M.A., Bunyamin, H. (2017). *Perbandingan Needleman-Wunsch dan Lempel-Ziv dalam Teknik Global Sequence Alignment: Keunggulan Faktorisasi Sempurna*. **Jurnal Teknik Informatika dan Sistem Informasi, Vol.3 No.1**
- [7] Needleman, S., Wunsch, C.(1970). *A General Method Applicable to the Search for Similarities in the Amino Acid Sequences of Two Proteins*. **Journal of Molecular Biology**, vol. **48**, no. **3**, pp. 443-453.
- [8] Maniam, MBS. (2011). **Biologi**. Facil-Grafindo: Bandung.
- [9] Fenner F et al. 1993. **Veterinary Virology Second Edition**. California : Academic Press, Inc.
- [10] Nacong, N., Lusiyanti, D, Irawan, M.I, (2018) **Sequence analysis of Leukemia DNA**, AIP Conference Proceedings **1937**, 020010 ;(<https://doi.org/10.1063/1.5026082>)