

1st International Conference of Combinatorics, Graph Theory, and Network Topology (ICCGANT 2018)

Journal of Physics: Conference Series Volume 1211

Jember, Indonesia
24 - 25 November 2018

Editor:

Dafik

ISBN: 978-1-5108-6240-1
ISSN: 1742-6588

Printed from e-media with permission by:

Curran Associates, Inc.
57 Morehouse Lane
Red Hook, NY 12571

CURRAN ASSOCIATES, INC.
proceedings
.com

Some format issues inherent in the e-media version may also appear in this print version.

Copyright© (2017) by the Institute of Physics
All rights reserved. The material featured in this book is subject to
IOP copyright protection, unless otherwise indicated.

Printed by Curran Associates, Inc. (2018)

For permission requests, please contact the Institute of Physics
at the address below.

Institute of Physics
Dirac House, Temple Back
Bristol BS1 6BE UK

Phone: 44 1 17 929 7481
Fax: 44 1 17 920 0979

techtracking@iop.org

Additional copies of this publication are available from:

Curran Associates, Inc.
57 Morehouse Lane
Red Hook, NY 12571 USA
Phone: 845-758-0400
Fax: 845-758-2633
Email: curran@proceedings.com
Web: www.proceedings.com

Table of contents

Volume 12 11

The 1st International Conference of Combinatorics, Graph Theory, and Network Topology

25–26 November 2017, The University of Jember, East Java, Indonesia

Accepted papers received: 9 April 2019

Published online: 27 April 2019

Preface

[The 1st International Conference of Combinatorics, Graph Theory, and Network Topology](#)

[The Committees of The First International Conference on Combinatorics, Graph Theory and Network Topology \(ICCGANT\)](#)

[Peer review statement](#)

Papers

Appllled Mathematics

[The effect of heat generation on mixed convection flow in nano fluids over a horizontal circular cvlinder](#)

Bagus Juliyanto, Basuki Widodo and Chairul Imron.....1

[Performance comparison analysis library communication cluster system using merge sort](#)

D A R Wulandari and M E Ramadhan.....11

[The Development of Web-based Graphical User Interface for Unified Modeling Data with Multi \(Correlated\) Responses](#)

I Made Tirta and Dian Anggraeni.....19

Digital Repository Universitas Jember

Mammogram classification scheme using 2D-discrete wavelet and local binary pattern for detection of breast cancer

Januar Adi Putra.....27

Continuous connection of two adjacent pipe parts defined by line, bézier and hermit center curves

Kusno and Antonius Cahyo Prihandoko.....34

The development rainfall forecasting using kalman filter

Mohammad Zulfi, Moh. Hasan and Kosala Dwidja Purnomo.....41

Comparison of exact, efron and breslow parameter approach method on hazard ratio and stratified cox regression model

Mohamat Fatekurohman, Nita Nurmala and Dian Anggraeni.....48

Fractional kalman filter to estimate the concentration of air pollution

Yessy Vita Oktaviana, Erna Apriliani and Didik Khusnul Arif.....55

Fire spread estimation on forest wildfire using ensemble kalman filter

Wardatus Syarifah and Erna Apriliani.....63

Determination system for solar cell layout in traffic light network using dominating set

Windi Eka Yulia Retnani, Brelyanes Z. Fambudi and Slamini.....74

Sentiment analysis system for movie review in Bahasa Indonesia using naive bayes classifier method

Yanuar Nurdiansyah, Saiful Bukhori and Rahmad Hidayat.....80

Digital Repository Universitas Jember

Tunneling effect on double potential barriers GaAs and PbS

S H B Prastowo, B Supriadi, Z R Ridlo and T Prihandono.....87

The stark effect on the spectrum energy of tritium in first excited state with relativistic condition

S H B Prastowo, B Supriadi, S Bahri and Z R Ridlo.....94

Water hyacinth cellulose-based membrane for adsorption of liquid waste dyes and chromium

Cintia Agtasia Putri, Ian Yulianti, Ika Desianna, Anisa Sholihah and Sujarwata.....102

Wireless SAW passive tag temperature measurement in the collision case

A. Sorokin, A. Shepeta and M. Wattimena.....108

Image encryption based on pixel bit modification

Kiswara Agung, Fatmawati and Herry Suprajitno.....119

Stock price estimation using ensemble Kalman Filter square root method

D F Karya, P Katias and T Herlambang.....125

Statistical bias correction modelling for seasonal rainfall forecast for the case of Bali island

D Lealdi, S Nurdianti and A Sopaheluwakan.....131

Ensemble averaging and stacking of ARIMA and GSTAR model for rainfall forecasting

D Anggraeni, I F Kurnia and A F Hadi.....141

Digital Repository Universitas Jember

[A generalization of Cesàro sequence spaces in the Orlicz space](#)

Haryadi, Supama and A Zulijanto.....151

[An algorithm of Saxena-Easo on fuzzy time series forecasting](#)

L C Ramadhani, D Anggraeni, A Kamsyakawuni and A F Hadi.....157

[The modelling influence of water content to mechanical parameter of soil in analysis of slope stability](#)

M Gusman, A Nazki and R R Putra.....163

[Hybrid ARIMAX quantile regression method for forecasting short term electricity consumption in east java](#)

M Prastuti, Suhartono and NA Salehah.....171

[Analysis of *Salmonella* sp bacterial contamination on Vannamei Shrimp using binary logit model approach](#)

P P Oktaviana and K Fithriasari.....181

[Copula-based model for rainfall and El- Niño in Banyuwangi Indonesia](#)

R E Caraka, Supari and M Tahmid.....188

[Estimation of water level and steam temperature using ensemble Kalman filter square root \(EnKF-SR\)](#)

T Herlambang, Z Mufarrikoh, D F Karya and D Rahmalia.....198

Combinatorics

[On the Total Edge Irregularity Strength of Generalized Butterfly Graph](#)

Hafidhyah Dwi Wahyuna and Diari Indriati.....205

Digital Repository Universitas Jember

The neighbourhood polynomial of some families of dendrimers

Mohamad Nazri Husin and Roslan Hasni.....211

On $P_2 \diamond P_n$ -supermagic labeling of edge corona product of cycle and path graph

R Yulianto and Titin S Martini.....216

Optimization of scheduling system for plant watering using electric cars in agro techno park

Nelly Oktavia Adiwijaya, Yudha Herlambang and Slamim.....221

Alternative construction of graceful symmetric trees

I P Sandy, A Rizal, E N Manurung and K A Sugeng.....227

On the strong metric dimension of sun graph, windmill graph, and möbius ladder graph

Mila Widyaningrum and Tri Atmojo Kusmayadi.....232

On the r -dynamic chromatic number of the coronation by complete graph

Arika Indah Kristiana, M. Imam Utoyo and Dafik.....238

Restricted Size Ramsey Number for $2K_2$ versus Dense Connected Graphs of Order Six

Denny Riama Silaban, Edy Tri Baskoro and Saladin Uttunggadewa.....246

On the local vertex antimagic total coloring of some families tree

Desi Febriani Putri, Dafik, Ika Hesti Agustin and Ridho Alfarisi.....252

Super local edge antimagic total coloring of $P_n \triangleright H$

Elsa Yuli Kurniawati, Ika Hesti Agustin, Dafik and Ridho Alfarisi.....263

Digital Repository Universitas Jember

On the modification Highly Connected Subgraphs (HCS) algorithm in graph clustering for weighted graph

E R Albirri, K A Sugeng and D Aldila.....274

Local Edge Antimagic Coloring of Comb Product of Graphs

Ika Hesti Agustin, Moh. Hasan, Dafik, Ridho Alfarisi, A.I. Kristiana and R. M. Prihandini.....285

The Construction of $P_2 \triangleright H$ -antimagic graph using smaller edge-antimagic vertex labeling

Rafiantika M. Prihandini, I.H. Agustin and Dafik.....295

The non-isolated resolving number of k-corona product of graphs

Ridho Alfarisi, Dafik, Slamun, I. H. Agustin and A. I. Kristiana.....304

Locating domination number of m-shadowing of graphs

Dafik, Ika Hesti Agustin, Ermita Rizki Albirri, Ridho Alfarisi and R. M. Prihandini.....314

On the total irregularity strength of caterpillar with each internal vertex has degree three

Diari Indriati, Isnaini Rosyida and Widodo.....320

On the locating domination number of P_n [triangleright] H graph

Dwi Agustin Retno Wardani, Ika Hesti Agustin, Dafik and Ridho Alfarisi.....328

On the local edge antimagicness of m-splitting graphs

E R Albirri, Dafik, Slamun, I H Agustin and R Alfarisi.....336

Digital Repository Universitas Jember

Non-isolated Resolving Sets of certain Graphs Cartesian Product with a Path

I M Hasibuan, A N M Salman and S W Saputro.....347

On total irregularity strength of caterpillar graphs with two leaves on each internal vertex

I Rosyida, Widodo and D Indriati.....355

Super (a,d)-H-antimagic covering of möbius ladder graph

Novia Indriyani and Titin Sri Martini.....364

On the strong metric dimension of generalized butterfly graph, starbarbell graph, and $C_m \odot P_n$ graph

Ratih Yunia Mayasari and Tri Atmojo Kusmayadi.....370

Total edge irregularity strength of (n,t)-kite graph

Tri Winarsih and Diari Indriati.....377

The local metric dimension of starbarbell graph, $K_m \odot P_n$ graph, and Möbius ladder graph

Wahyu Tri Budianto and Tri Atmojo Kusmayadi.....382

On the strong metric dimension of antiprism graph, king graph, and $K_m \odot K_n$ graph

Yuyun Mintarsih and Tri Atmojo Kusmayadi.....388

On rainbow connection and strong rainbow connection number of amalgamation of prism graph $P_{1,2}$

C.D.R. Palupi, W. Aribowo, Y. Irene and I. Hasanah.....394

Digital Repository Universitas Jember

On the locating domination number of corona product

Risan Nur Santi, Ika Hesti Agustin, Dafik and Ridho Alfarisi.....401

On the total rainbow connection of the wheel related graphs

M. S. Hasan, Slamain, Dafik, I. H. Agustin and R. Alfarisi.....410

On the (Strong) Rainbow Vertex Connection of Graphs Resulting from Edge Comb Product

Dafik, Slamain and Agustina Muharromah.....420

Mathematics Education

Comparison of learning models based on mathematics logical intelligence in affective domain

Arif Widayanto, Hasih Pratiwi and Mardiyana.....425

Remembering the hindu festivities mathematically by the balinese using integer operations and least common multiple

Jero Budi Darmayasa, Wahyudin, Tatang Mulyana and Muchamad Subali Noto.....432

Students' misconception on equal sign

N F Kusuma, S Subanti and B Usodo.....442

The 21st century skills with model eliciting activities on linear program

Septriana Handajani, Hasih Pratiwi and Mardiyana.....448

Global conjecturing process in pattern generalization problem

Sutarto, Toto Nusantara, Subanji, Intan Dwi Hastuti and Dafik.....455

Digital Repository Universitas Jember

The characteristics of failure among students who experienced pseudo thinking

D Anggraini, T A Kusmayadi and I Pramudya.....468

Metacognitive experience of mathematics education students in open start problem solving based on intrapersonal intelligence

D P Sari, B Usodo and S Subanti.....477

Analysis of difficulties in mathematics problem solving based on revised Bloom's Taxonomy viewed from high self-efficacy

R D E Prisma, T A Kusmayadi and I Pramudya.....487

Investigating students' failure in fractional concept construction

Henry Kurniawan, Akbar Sutawidjaja, Abdur Rahman As'ari, Makbul Muksar and Iwan Setiawan.....497

Analysis of students' creative thinking level in problem solving based on national council of teachers of mathematics

Hobri, Suharto and Ahmad Rifqi Naja.....508

Discover the pythagorean theorem using interactive multimedia learning

I Adhitama, I Sujadi and I Pramudya.....516

Technological pedagogical content knowledge of junior high school mathematics teachers in teaching linear equation

S Wati, L Fitriana and Mardiyana.....524

Problem solving of student with visual impairment related to mathematical literacy problem

A R Pratama, D R S Saputro and Riyadi.....531

Digital Repository Universitas Jember

Interference thinking in constructing students' knowledge to solve mathematical problems

W E Jayanti, B Usodo and S Subanti.....541

High profile students' growth of mathematical understanding in solving linier programing problems

Utomo, TA Kusmayadi and I Pramudya.....550

Students' logical-mathematical intelligence profile

D P Arum, T A Kusmayadi and I Pramudya.....560

Students creative thinking skills in solving two dimensional arithmetic series through research-based learning

M Tohir, Z Abidin, Dafik and Hobri.....568

The errors of metacognitive evaluation on metacognitive failure of students in mathematical problem solving

Nizlel Huda, Akbar Sutawidjaja, Subanji and Swasono Rahardjo.....579

Gender differences in prospective teachers' mathematical literacy: problem solving of occupational context on shipping company

N D S Lestari, D Juniati and St. Suwarsono.....589

The Use of Interactive Media *Ispring Suite 8* Supported by *Google SketchUp* to Improve Students' Geometry Skills Based on Hoffer's Theory

A Nurwijayanti, Budiyono and L Fitriana.....599

Analysis of difficulties in mathematics learning on students with guardian personality type in problem-solving HOTS geometry test

R K N Karimah, T A Kusmayadi and I Pramudya.....607

Digital Repository Universitas Jember

Geometry in flipbook multimedia, a role of technology to improve mathematics learning quality: the case in madiun, east java

S Andini, L Fitriana and Budiyono.....617

Profile of mathematical reasoning ability of 8th grade students seen from communicational ability, basic skills, connection, and logical thinking

Sumarsih, Budiyono and D Indriati.....624

Students' thinking preferences in solving mathematics problems based on learning styles: a comparison of paper-pencil and geogebra

Umi Fariyah.....634



PAPER • OPEN ACCESS

Vertex colouring using the adjacency matrix

To cite this article: K A Santoso *et al* 2019 *J. Phys.: Conf. Ser.* **1211** 012019

View the [article online](#) for updates and enhancements.



IOP | ebooks™

Bringing you innovative digital publishing with leading voices to create your essential collection of books in STEM research.

Start exploring the collection - download the first chapter of every title for free.

Vertex colouring using the adjacency matrix

K A Santoso^{1,2}, Dafik^{1,3}, I H Agustin^{1,2}, R M Prihandini^{1,4} and R Alfarisi^{1,4}

¹CGANT-University of Jember, Indonesia

²Mathematics Department, University of Jember, Indonesia

³Mathematics Education Department, University of Jember, Indonesia

⁴Elementary School Teacher Education Department, University of Jember, Indonesia

E-mail: kiswaras@gmail.com

Abstract. Recently, graph theory is one of the most rapidly developing sciences. Graphs in its applications are generally used to represent discrete objects and relationships between these objects. The visual representation of a graph is to declare an object as a vertex, while the relationship between objects is expressed as an edge. One topic in graph theory is colouring. This graph colouring is divided into vertex colouring, edge colouring and area colouring. The problem of the vertex colouring is to determine the minimum number of colours to colour the vertex so that the interconnected vertex has different colours. The problem of edge colouring is to determine the minimum number of colours to colour the edge so that the interconnected edge has different colours. The problem with area colouring is to determine the minimum number of colours to colour the area so that the adjacent area has a different colour. In this article the discussion will focus on the problem of vertex colouring. Previously there have been several vertex colouring methods, such as the Welch Powell method and the backtracking method. In this paper we will discuss the method of vertex colouring using the adjacent matrix. Adjacent matrix (M) is a square matrix where the element M_{ij} is 1 if $V_i V_j$ is connected and element M_{ij} is 0 if $V_i V_j$ is not connected. In the discussion, this method is presented in the form of the pseudocode and flowchart so that it can be computerized more easily. The novelty of this research is to detect the character of the adjacency matrix so that it can apply to vertex colouring through the matrix.

1. Introduction

Graph theory is rapidly moving into the mainstream of mathematics mainly because of its applications in diverse fields which include electrical engineering (communications networks and coding theory), computer science (algorithms and computations) and operations research (scheduling). Graph colouring is one of the most important concepts in graph theory and is used in many real time applications like Job scheduling [8], Aircraft scheduling [8], computer network security [9], Map colouring and GSM mobile phone networks [1] Automatic channel allocation for small wireless local area networks [3]. The proper colouring of a graph is the colouring of the vertices with minimal number of colours such that no two adjacent vertices should have the same colour. The minimum number of colours is called as the chromatic number and the graph is called properly coloured graph.

We know that graphs are simply model of relation. A graph is a convenient way of representing information involving relationship between objects. The objects are represented by vertices and relations by edges. In many real world problem, we get partial information about that problem. So



there is vagueness in the description of the objects or in its relationships or in both. To describe this type of relation, we need to design fuzzy graph model. Fuzzy graph colouring is one of the most important problems of fuzzy graph theory. It uses in combinatorial optimization like traffic light control [8], exam-scheduling [3], register allocation etc. Two types of colouring namely vertex colouring and edge colouring are usually associated with any graph.

1.1 Adjacency matrix

To simplify calculations on computer programs, graphs can be represented using matrices[2]. One of them is the adjacency matrix.[1]Let $G = (V, E)$ is a simple graph where $|V| = n$, and $n > 1$. [8] Suppose the vertex of G is v_1, v_2, \dots, v_n . So, the adjacency matrix of graph G is a matrix $n \times n$ where:

$$A = [a_{ij}], [a_{ij}] = \begin{cases} 1, & \text{if } i \text{ is adjacent to } j \\ 0, & \text{if } i \text{ is not adjacent to } j \end{cases}$$

[6]Adjacency matrix is a simple symmetrical graph, so $a_{ij} = a_{ji}$. This caused both have a value 1 when v_i and v_j are connected, and have a value 0 if both of them are not connected. Sometimes this is also called the zero-one matrix. [3]For directed graphs, the adjacency matrix is not necessarily symmetry (it will be symmetry if it is a complete directed graph). [7] In addition, a simple graph doesn't have a loop, so the element diagonal of matrix is always has value 0. [4]The adjacency matrix cannot be used to represent a graph that has double sides. To overcome this, the a_{ij} element on the adjacency matrix is equal to the number associated with (v_i, v_j) . [5] For pseudo graphs, the loop in the v_i node is expressed as one in position (i, j) in the adjacency matrix. Figure 1 shows some examples of adjacency matrix.

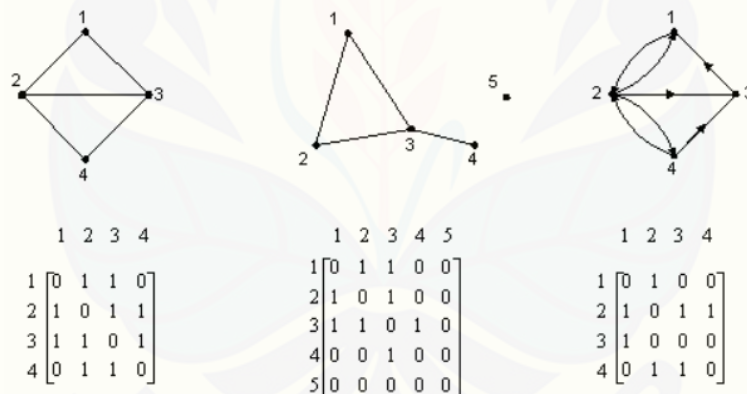


Figure 1. Example of graphs with it is adjacency matrix.

1.2 Proposed algorithm

Now we will introduce a new colouring method, namely vertex colouring using an adjacency matrix. The following is a colouring method that is proposed to colour the vertex in a graph using its adjacency matrix:

1. Make an adjacency matrix of the graph which its vertex will be coloured
 2. Sum the matrix elements in each row
 3. Select the row matrix that has the biggest value
 4. Strikethrough the selected matrix row and give the colour at its vertex
 5. Strikethrough the row of matrix that corresponds to the column of the selected row that has a value 0
 6. Give the colour at its vertex with the same colour of selected row
 7. Select another row of matrix which has not been strikethrough and have the biggest row value (if the biggest row value more than one, please choose one)
- Repeat step 4, give the another colour at its vertex and so on until all the matrix row are strikethrough or all vertex have been coloured

To understand this colouring method, an example is given to colour the vertex of graph using the adjacency matrix.

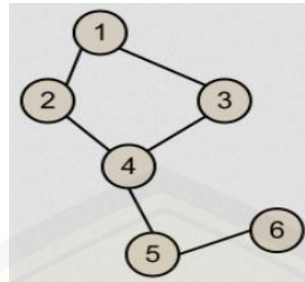


Figure 2. Graphs sample.

First step, make adjacency matrices for graph base on Figure 2. The results of the adjacency matrix can be seen in Figure 3.

	①	②	③	④	⑤	⑥
①	0	1	1	0	0	0
②	1	0	0	1	0	0
③	1	0	0	1	0	0
④	0	1	1	0	1	0
⑤	0	0	0	1	0	1
⑥	0	0	0	0	1	0

Figure 3. Matrix adjacency.

The second step is sum the values of each matrix row. The results can be seen in Figure 4.

	①	②	③	④	⑤	⑥	
①	0	1	1	0	0	0	→ 2
②	1	0	0	1	0	0	→ 2
③	1	0	0	1	0	0	→ 2
④	0	1	1	0	1	0	→ 3
⑤	0	0	0	1	0	1	→ 2
⑥	0	0	0	0	1	0	→ 1

Figure 4. Sum of the matrix row.

The third step is choosing the biggest row value. In this graph the biggest value is 3, that is at vertex 4. The fourth step strikethrough the selected matrix row and put colour to the selected vertex (e.g. a). The results of this step can be seen in Figure 5.

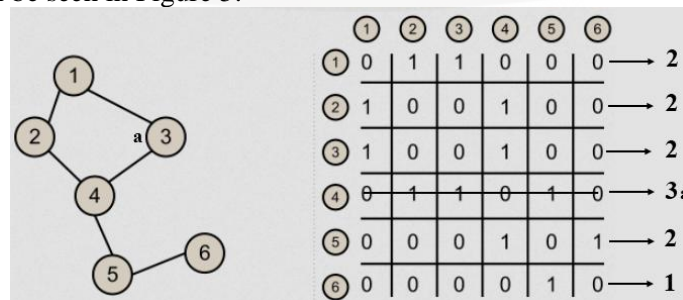


Figure 5. Selected matrix row colouring.

The fifth step 5, Strikethrough the row of matrix that corresponds to the column of the selected matrix row and has a value 0. In this case, the selected rows are vertex 1, vertex 4 and vertex 6. The sixth steps, put the colour at its vertex by the same colour like selected row. The colouring results can be seen in Figure 6.

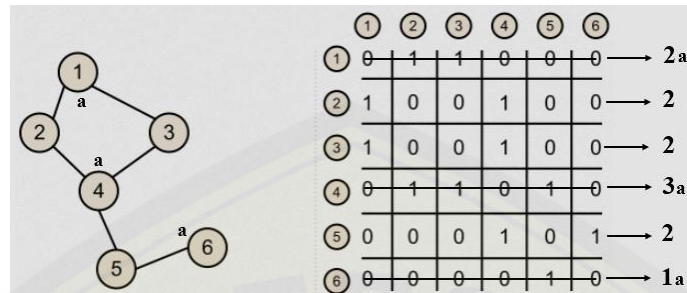


Figure 6. The colour of vertex that have same to the selected row.

The seven steps, select a matrix row which has not been strikethrough and has the biggest row value (if more than one row have the biggest values, please choose one). In this case there are three vertices that have the biggest row values, those are vertex 2, vertex 3, and vertex 5. Suppose vertex 2 is selected as the selected row. The next step strikethrough the selected row and put a different colour to the selected vertex (eg b). The results of this step can be seen in Figure 7.

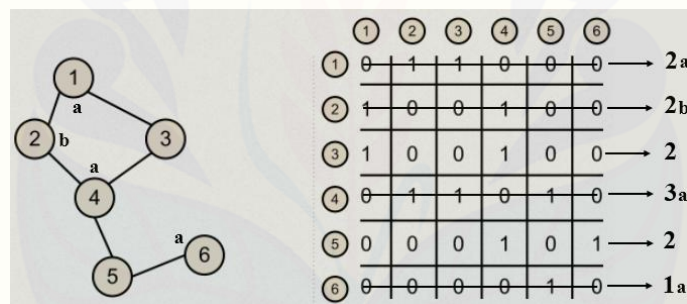


Figure 7. Another selected matrix row.

The eight steps, strikethrough the row of the matrix that matches with the column of the selected row which have 0 value, those are vertex 2, 3, 5 and vertex 6. Vertex 6 is not chosen because it has been strikethrough or has been coloured. The results can be seen in Figure 8.

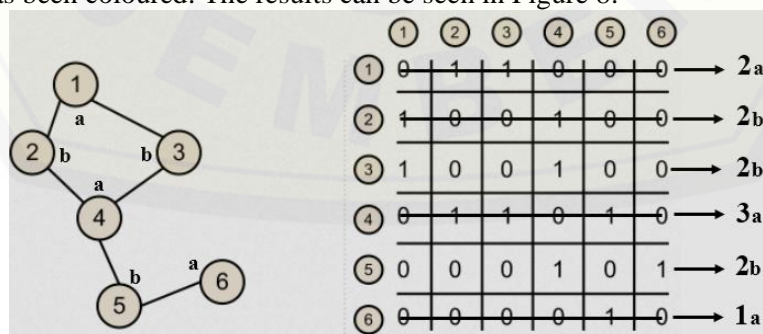


Figure 8. Vertex colouring according to the selected row.

Repeat step 7, give the other colour at vertex and so on until all the row of matrix are strikethrough and coloured. The result of vertex colouring using the adjacency matrix above is the minimum colour that used to colour the vertex (chromatic number) is 2.

2. Result

Furthermore, to simplify the computerization process is given a pseudo code of vertex colouring algorithm using an adjacency matrix input total vertex (n).

1. for $i = 1$ to n
 - a. for $j = 1$ to n
 - i. input $V(i, j)$
 - ii. if $V(i, j) = 1$
 1. $row(i) = row(i) + 1$
2. $max = 0$
3. for $k = 1$ to n
 - a. if ($max < row(k)$) and ($c(k) = 0$)
 - i. $max = row(k)$
 - ii. $best = k$
4. $color = color + 1$
5. for $j = 1$ to n
 - a. if ($V(best, j) = 0$) and ($c(j) = 0$)
 - i. $c(j) = color$
6. for $i = 1$ to n
 - a. if $c(i) = 0$
 - i. go to (3)
7. output ('chromatic number = ', $color$)
8. for $k = 1$ to n
 - a. output ('color of vertex(' , k , ') = ' , $c(k)$)

From the pseudo code above, it can be explained that:

Line (1) is a command to input the total vertex of the graph to be coloured.

Line (2) is a command to input adjacency matrix elements.

Line (2.a.ii) is a command to sum the value of each matrix row.

Line (4) is the command to find the biggest row value and the vertex has not been coloured.

Line (5) is a command to define vertex colour.

Line (6) is a command to colour vertices based on selected matrix row.

Line (7) is the command to test whether all vertices have been coloured. If not, then go back to line (3) and if all vertices have been coloured then go to the next command.

Line (8) is a command to print chromatic number.

Line (9) is a command to print colours from each vertex.

3. Conclusion

Based on the results of the study it can be concluded that the vertex colouring method uses an adjacency matrix can be applied to any graph without looking at the type or class of the graph. By using this method, vertex colouring of graphs can be done using a computer program easily so that the time needed will be faster. Based on this research, in future the algorithms can be developed to find the shortest path, minimum dominating set and rainbow graph.

Acknowledgments

We thankfully acknowledgement the support from CGANT University of Jember of year 2018.

References

- [1] Bondy J A and Murty U S R 2008 Graph theory *Graduate Texts in Mathematics* Springer, New York pp 244
- [2] Bhutani K R 1989 On automorphisms of fuzzy graphs *Pattern Recognition Lett.* 9 pp 159- 162
- [3] Mordeson J N 1993 Fuzzy line graphs *Pattern Recognition Lett.* 4 pp 381-384

- [4] Lavanya S and Sattanathan R 2009 Fuzzy total colouring of fuzzy graphs *International Journal of Information Technology and Knowledge Management* **2** pp 37-39
- [5] Lin C 2007 Simple proofs of results on paths representing all colours in proper vertex colourings *Graph and Combinatorics* **23** pp 201-203
- [6] Shariefuddin P and Ashay D 2007 A colourful path *Journal of the Korean Society for Industrial and applied Mathematics* **11** 4
- [7] Li H 2001 A generalization of the Gallai-Roy theorem *Graphs and Combinatorics* **17**, PP: 681-685
- [8] Perri M, Janne R and Marina P2004 Automatic channel allocation for small wireless area networks using graph coloring algorithm approach *IEEE* pp 187-201

