

**KARYA ILMIAH:
SEMINAR INTERNASIONAL**

**Laparoscopy utilization in Pediatric Surgeon Department
Sardjito Hospital Yogyakarta 2005-2013**

dr. Supangat M.Kes., Ph.D Sp.BA

NIP. 197304241999031002

- Tenaga Pengajar Bagian Paraklinik
Fakultas Kedokteran Universitas Jember



**KEMENTERIAN PENDIDIKAN DAN KEBUDAYAAN
UNIVERSITAS JEMBER**

Karya Ilmiah Dipresentasikan dalam Seminar Internasional :
International Congress of Endoscopic and Laparoscopic Surgeon of
Asia (ELSA) 2014: Minimally Invasive Surgery: Now and Future
Oct 8th - 11th: BNDCC Nusa Dua Bali, Indonesia



Jakarta, September 18th, 2014

Subject: Acceptance Letter for E-Poster of International Congress ELSA 2014

Dear Supangat,MD,

First of all thank you for your participation towards the upcoming meetings **International Congress of ELSA 2014, 8 – 11 October 2014, at Bali Nusa Dua Convention Center (BNDCC), Bali, Indonesia.**

Through this letter we would like to inform that your below abstract with title(s) is accepted as **E-Poster**.

Title : Laparoscopy utilization in Pediatric Surgeon Department Sardjito Hospital Yogyakarta 2005-2013

Code : PO - 0190

Group Topic : Pediatric

Please submit / upload your E-Poster through following link:

<http://elsa2014.com/eposter/insert.php> ELSA 2014 Scientific Committee will select 1st, 2nd and 3rd Winner of ELSA 2014 E-Poster Category. **Please make sure that you have registered as ELSA 2014 participant.**

These are the following Instructions for the preparation of E-Poster:

- Use either Times New Roman font or Arial Font, suggestion at least 24 font size
- Please save the e-poster in high quality JPG format approx. 1024 pixel with portrait position.
- Pictures and graphics should be of good quality (high resolution)
- E-poster should not contain any video clips/animation files.
- Please submit your e-poster at e-poster counter located near the e-poster display one day before your display schedule
- **E-poster will telecast from 8AM – 5PM on 9th and 11th October 2014 E-poster will be shown using LCD TV**



International Congress of
Endoscopic and Laparoscopic Surgeons of Asia
(ELSA) 2014

MINIMALLY INVASIVE SURGERY : NOW AND FUTURE

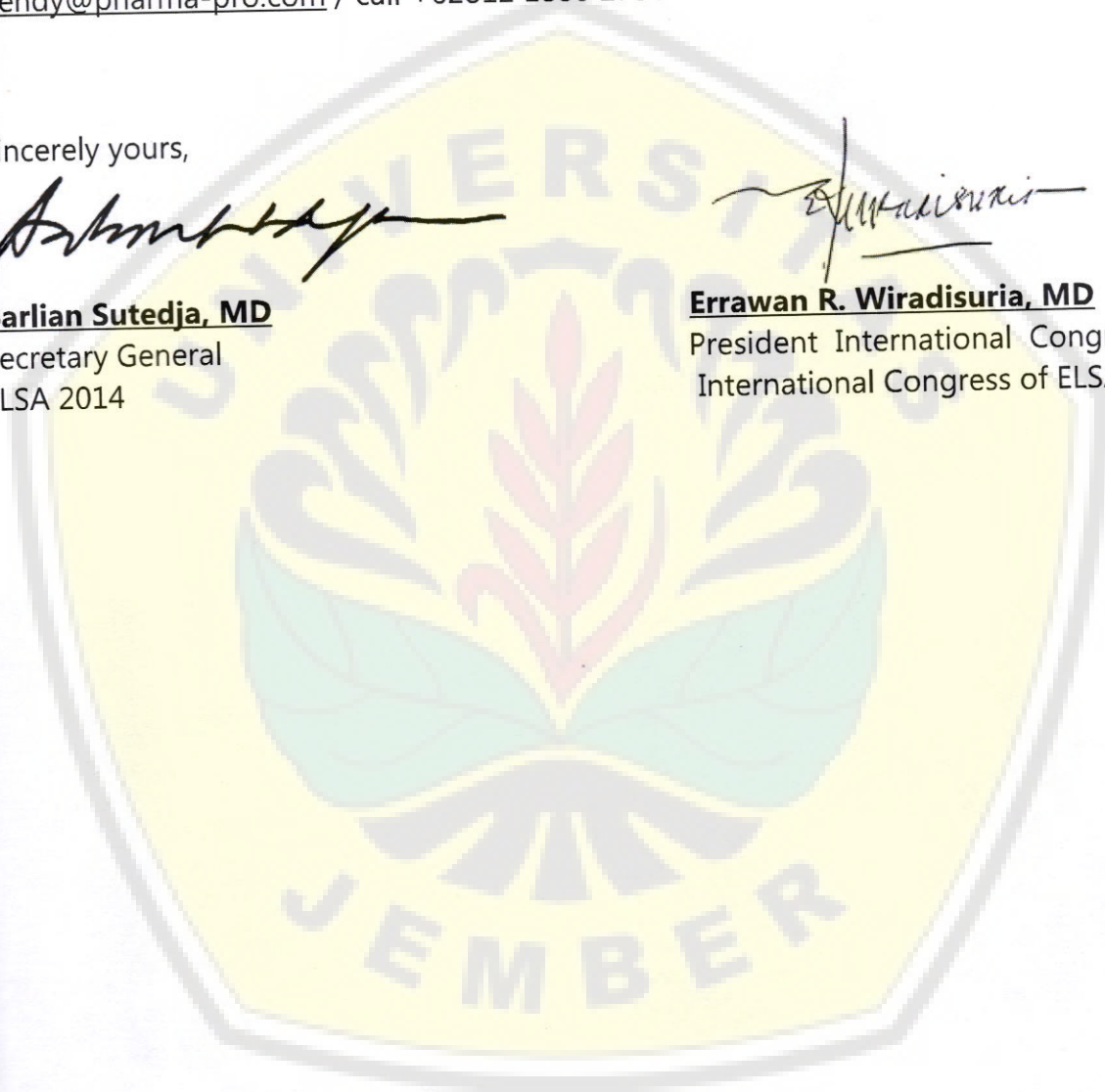
October 8th - 11th, 2014
Bali Nusa Dua Convention Center (BNDCC),
Nusa Dua, Bali, Indonesia


If you have any questions, please do not hesitate to contact us at your convenience at following contact addresses: Ms. Dwi by email at elsa2014@pharma-pro.com or elsa2014bali@gmail.com / call at + 68787.5646.748 or Ms. Wendy Languyu at wendy@pharma-pro.com / call +62812 1880 2756.

Sincerely yours,

Barlian Sutedja, MD
Secretary General
ELSA 2014

Errawan R. Wiradisuria, MD
President International Congress of
International Congress of ELSA 2014





**International Congress of
Endoscopic and Laparoscopic Surgeons of Asia
(ELSA) 2014**

MINIMALLY INVASIVE SURGERY : NOW AND FUTURE

October 8th - 11th, 2014, Bali Nusa Dua Convention Center (BNDCC),
Nusa Dua, Bali, Indonesia.



PROGRAM BOOK

NO	CODE	NAME	COUNTRY	TITLE
181	PO - 0182	Yong Jin Kim	Korea	Successful Laparoscopic Reversal of Gastric Bypass in a Patient Suffering from Malnutrition
182	PO - 0183	Young Kyoung You	Korea	Single Center Experience of 247 Single-Port Laparoscopic Liver Surgeries
183	PO - 0184	Yuhki Sakuraoka	Japan	Resection of Hepatic Angiomyolipomawitha Difficult Preoperative Diagnosis
184	PO - 0185	Yuhki Sakuraoka	Japan	Experience of Laparoscopic Hepatectomy at Our Department
185	PO - 0186	Yujin Kwon		Laparoscopic Spleen Preserving Distal Pancreatectomy Due to Pancreas Laceration after Blunt Trauma
186	PO - 0187	Salah AlJabri	Oman	Laparoscopic management of Liver Hydatid cyst – Case study from Oman
187	PO - 0188	Yong Jin Kim	Korea	Improvement of End-Stage Renal Disease in an Obese Diabetic Patient after Gastric Bypass
188	PO - 0189	Arun Naik	Australia	A Prospective Randomised Trial Comparing Parietex Anatomical Mesh To Parietex Folding Slit Mesh And Ultrapro Mesh, and Comparing Mesh Fixation with Abtacks to Fibrin Glue in Tepp Inguinal Hernia Repairs
189	PO - 0190	Supangat	Indonesia	Laparoscopy utilization in Pediatric Surgeon Department Sardjito Hospital Yogyakarta 2005-2013
190	PO - 0191	Ikhwan Sani Mohamad	Malaysia	The Safety and Feasibility of Laparoscopic Total Extraperitoneal Repair (TEPP) of Primary Unilateral Uncomplicated Inguinal Hernia
191	PO - 0192	Ikhwan Sani Mohamad	Malaysia	The Use of Narrow Band Imaging(Nbi) on Suspicious Lesions During Colonoscopy Examination
192	PO - 0193	Yu-Chun Huang	Taiwan	Better Surgical Outcome after Laparoscopic Colectomy with Natural Orifice Specimen Extraction Compared with Conventional Laparoscopic Colectomy
193	PO - 0194	Shunichi Takahata	Japan	Laparoscopic Resection for Choledochal Cyst: A Stepwise Introduction of Advanced Laparoscopic Surgery
194	PO - 0195	Tommy Yip SM		Retroperitoneal Cystic Lymphangioma– Case Report and Review of the Literature
195	PO - 0196	Barmadisatrio	Indonesia	Laparoscopic Transanal Endorectal Pull-through (LATEP) Sekunder
196	PO - 0197	Raad Al Mehdi	Oman	Laparoscopic Management of Perforated Peptic Ulcer Disease; Early Results from a Major Tertiary Centre in Oman

NO	CODE	NAME	COUNTRY	TITLE
197	PO - 0198	Pham Anh Vu	Vietnam	Single -Port Colectomy Using Conventional Laparoscopic Instruments for Right Colon Cancer

**Laparoscopy utilization in Pediatric Surgeon Department
Sardjito Hospital Yogyakarta 2005-2013**

Supangat^{1,2*}, Candra Adipurwadi¹, Andi Dwihantoro¹, Nunik Agustriani¹, Akhmad Makhmudi¹, Rochadi¹

¹Pediatric Surgeon Department Sardjito Hospital/Faculty of Medicine Gadjah Mada University

Yogyakarta JL Kesehatan No. 1 Sekip Yogyakarta 55284 tel/Fax. +62274631036

²Faculty of

Medicine Jember University, East Java Indonesia,

* dr. Supangat M.Kes Ph.D Pediatric Surgeon Departemen RS Soebandi/FK Universitas Jember Jalan Kalimantan I/37 jember 68121 +62 0331337877; drsupangat@gmail.com

Abstract

Introduction: After the development, laparoscopic approach for surgical problem has evolved to become preferred for many surgeons. The aim of this research was to examine the trends in laparoscopic utilization children 1 to 20 years old.

Methods: We studied 82 inpatient admissions for children 20 years of age or less undergoing a surgery in 2005 to 2013 using Medical Record Database Sardjito Hospital Yogyakarta. Laparoscopy frequency, hospital length of stay, surgical time and diagnosis were reviewed.

Results: During 2005 to 2013, the 82 surgery were done laparoscopically with 68.8% appendectomy, 21.3% herniotomy, 8.8% high ligation and 1.3% biopsy, respectively. A total of 55 patients underwent an laparoscopic appendectomy during this period with mean length of stay 4.8 ± 1.8 days, mean of surgical time 83.1 minutes.

Conclusions: The use of laparoscopy has increased significantly at all facilities. Furthermore, laparoscopic appendectomy was the most frequent performed with LOS 4.8 ± 1.8 days and mean of surgical time 83.1 minutes.

Keywords: Laparoscopy, Sardjito Hospital, Appendectomy

Introduction

After the development, laparoscopic approach for surgical problem has evolved to become preferred for many surgeons. The aim of this research was to examine the trends in laparoscopic utilization children 1 to 20 years old.

Methods

A retrospective chart review was performed from medical record department

Sardjito Hospital Yogyakarta. The study population included all patients who underwent a laparoscopic procedure at pediatric surgery department. We studied 100 inpatient admissions for children 20 years of age or less undergoing a surgery in 2005 to 2013 using Medical Record Database Sardjito Hospital Yogyakarta. Laparoscopy frequency, hospital length of stay, surgical time and diagnosis were reviewed. Descriptive statistics were used to analyzed data. The frequencies of categoric variables are expressed as a percentage of the group of origin. Continuous variables are reported as means \pm standard deviation for patient age, gender, diagnosis and long of stay for laparoscopy appendectomy.

Results

During 2005 to 2013, a total of 82 surgery were done laparoscopically with 69.5% appendectomy, 20.7 % herniotomy, 8.5 % high ligation and 1.3 % biopsy, respectively. Overall, the mode age was 16-20 years, 53.7% of the patients were female. A total of 57 patients underwent an laparoscopic appendectomy during this period with mean length ofstay 4.8 ± 1.8 days, mean of surgical time 83.1 minutes.

No	Frequency	Percentage
1	Age	
1-5	4	9.1
6-10	8	18.2
11-15	14	31.8
16-20	18	40.9
2	Gender	
Female	44	53.7
Male	38	46.1
3	ASA class	
1 - No Disturbance	35	87.5
2 - Mild	5	12.5
4	Waiting time	

208

1 day	19	(45.2)
2 day	10	(23.8)
3 day	8	(19.0)

4 day	0	(0.0)
5 day	4	(9.5)
6 day	0	(0.0)
7 day	1	(2.4)
5	Length of stay	
2 day	2	(4.8)
3 day	7	(16.7)
4 day	12	(28.6)
5 day	11	(26.2)
6 day	3	(7.1)
7 day	4	(9.5)
8 day	1	(2.4)
9 day	1	(2.4)
10 day	0	(0.0)
11 day	1	(2.4)
6	Surgical Time	
< 60 minutes	16	(45.7)
60 – 90 minutes	9	(25.7)
>90 minutes	10	(28.6)
7	Abdominal Pain	
< 1 day	11	(33.3)
1 – 7 day	15	(45.5)
>7 day	7	(21.2)
8	Hemoglobin	
>10 gr/dl	34	(82.4)
<10 gr/dl	7	(17.6)


9	Trombosit	
>200.000	38	(95.3)

≤200.000	2	(4.7)
10	Leukosite	
≤11.000	24	(58.5)
>11.000	17	(41.5)
12	Neutrofil	
>65%	14	(35.9)
≤65%	25	(64.1)
13	Albumin	
≥3.5 gr/dl	48	(100)
<3.5 gr/dl	0	(0.0)

Conclusions: The use of laparoscopy has increased significantly at all facilities. Furthermore, laparoscopic appendectomy was the most frequent performed with LOS 4.8 ± 1.8 days and mean of surgical time 83.1 minutes.

References

1. Guller U, Hervey S, Purves H, et al. Laparoscopic versus open appendectomy: outcomes comparison based on a large administrative database. *Ann Surg.* 2004;239:43–52.
2. Varela JE, Wilson SE, Nguyen NT. Laparoscopic surgery significantly reduces surgical-site infections compared with open surgery. *Surg Endosc* 2010;24:270–6.
3. Sauerland S, Jaschinski T, Neugebauer EAM, et al. . Laparoscopic versus open surgery for suspected appendicitis. *Cochrane Database of Systematic Reviews* 2010;23
4. Li X, Zhang J, Sang L, et al. . Laparoscopic versus conventional appendectomy - a meta-analysis of randomized controlled trials. *BMC Gastroenterol* 2010;10:129–29



Certificate of Attendance

This is to certify that

Supangat

has participated as

E-POSTER PRESENTER

International Congress of ELSA

October 8th - 11th, 2014, Bali, Indonesia



BARLIAN SUTEDJA
Secretary General of
International Congress of ELSA 2014

ERRAWAN R. WIRADISURIA
Vice President of ELSA
President of International Congress of ELSA 2014
President of ISES

DAVIDE LOMANTO
Secretary General of ELSA