



icwrdep 2015

THE 1<sup>ST</sup> YOUNG SCIENTIST INTERNATIONAL CONFERENCE OF WATER RESOURCES DEVELOPMENT AND ENVIRONMENTAL PROTECTION

5 - 7 June 2015

# PROCEEDING


**Environmental Engineering & Water Technology  
Integrated Water Systems & Governance  
Water Science & Engineering**

**Secretariat:**

Water Resources Engineering Department  
Faculty of Engineering, University of Brawijaya  
Jalan MT. Haryono no. 167  
Malang 65145 - East Java - Indonesia  
Phone/ Fax. (0341) 562454  
email: tsa\_ub@ub.ac.id; wateresdev@ub.ac.id

**Conference Website:**

[www.wateresdev.ub.ac.id](http://www.wateresdev.ub.ac.id)



9 772460 084005



**WATER RESOURCES ENGINEERING DEPARTMENT  
FACULTY OF ENGINEERING**





**Environmental Engineering &  
Water Technology**



## **Circulation Effect of Coffee Wastewater Flow in Water Hyacinth Phytoremediation**

Elida NOVITA, Sri WAHYUNINGSIH, Siswoyo SOEKARNO, Betty Siska  
RUKMAWATI<sup>1\*</sup>

<sup>1</sup>*Department of Agricultural Engineering, University of Jember, Kalimantan Street  
37Tegalboto, Jember, Indonesia*

*\*Corresponding author's e-mail: siskabetty@gmail.com*

### **ABSTRACT**

Coffee processing wastewater containing high organic matter. If the coffee waste water discharged into waterways, it would contaminate and be harmful to people who consume it. Therefore, wastewater from the coffee industry must be treated before being discharged into the environment. Process employed was studied for treating coffee industry effluents using macrophyte water hyacinth (*Eishornia crassipes (Mart.) Solms*) in phytoremediation tank with circulation holes. Beside, it was analyzed the effect of the circulation in the aquarium wastewater treatment phytoremediation coffee at the decreasing of COD and BOD contant, turbidity, NH<sub>3</sub> and pH of the liquid waste. The wastewater flow were using two categories consisting four types of discharge with a different value of HRT (*Hydraulic Residence Time*). Based on this research, it was known that the roots of water hyacinth on the phytoremediation process affected the value of HRT despite the debit category and the density of water hyacinth, were similiar the other hand, it is known that the greater value of HRT, the higher the value of the reduction of coffee waste water parameters. The biggest reduction in the value of the parameter was at HRT 8 h 31 '50" where the removal efficiency of COD, BOD, turbidity, and NH<sub>3</sub>-N respectively were 97,5%, 97,6%, 75,4% and 82,1%.

### **KEYWORDS**

Circulation; coffee liquid waste; phytoremediation; water hyacinth

### **INTRODUCTION**

Coffee processing method that can provide a good quality result are wet processing. A large number of coffee production by wet processing methods will require washing water in large amounts. Wash water in wet processing causes wastewater contaminate the environment if it is discharged into waterbody. The high content of organic material in coffee wastewater cause pollution. Therefore the coffee wastewater needs to be processed in order to safely disposed of and in accordance with the effluent standards set.

One alternative wastewater treatment is phytoremediation. Phytoremediation is the conversion of harmful substances into harmless contaminants carried by plants (Mangkoedihardjo, 2005). Hyperaccumulator plants often used for phytoremediation water hyacinth (*Eichornia crassipes (Mart) Solms*). According to research conducted by Rahma (2014), water hyacinth is able to reduce the COD, turbidity, and TSS in coffee wastewater. Phytoremediation is mostly done by using the batch method, when Jenie and Rahayu (1993) stated that the flow rate and diversity is an important factor to design a process. In most wastewater treatment systems, the treatment unit should be designed based on peak flow rate. It requires flow rate study to minimize the diversity of the flow rate when the process work. Although phytoremediation using water hyacinth plants in ponds with a batch method done a lot, but there is no attempt to modify and carry out studies on the flow rate of the water hyacinth pond in order

to improve the performance of hyacinth to reduce the content of the coffee wastewater. One step to study the flow rate is to provide circulation.

This research aims to design an aquarium phytoremediation wastewater of processing coffee with circulation method and to determine the time required for the wastewater flows through the circulation holes at the aquarium with varies discharge. Beside, the research were done to analyzed the effect of circulation in the aquarium coffee wastewater treatment by phytoremediation based on removal efficiency of COD, BOD, turbidity, NH<sub>3</sub>, and the pH parameters.

## MATERIALS AND METHODS

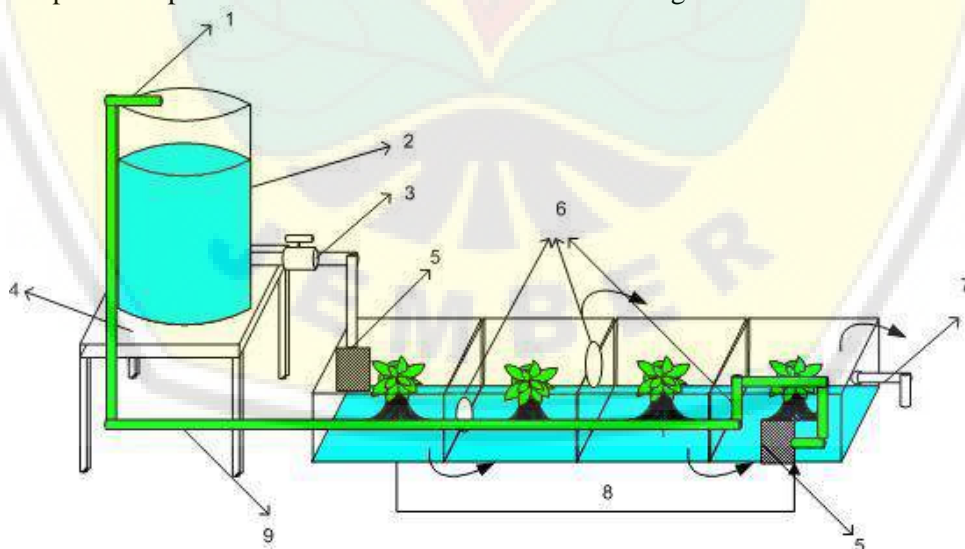
### Plant material and growth condition

Water hyacinth plant was taken from a swamp Village Gumukmas District of Gumukmas, Jember. It was cleaned first of mud and particles adhering to the plant. Hyacinth was planted with a density of 200 grams per 10 liters of waste (Rahma, 2014).

### The design of the aquarium phytoremediation with circulation

Fitorediasi aquarium with circulation made using materials of clear glass with dimensions of (160 x 30 x 30)cm<sup>3</sup>. Made an 30 cm high because, according to Orth (1989) phytoremediation depth is limited by the length of the roots of water hyacinth. Water hyacinth long roots in the waste water pond rarely reaches more than 20 cm. Because as much as possible waste water should flow from the root space, then only a little extra depth required for sedimentation and sludge buildup. So it was decided the dimensions of height / depth of the pool is 30 cm.

Cylinder reservoir made of plastic materials for rust resistant, resistant to changes in temperature and less expensive than aluminum. To remove the wastewater PVC pipes was placed and connected to taps. Circulation holes were made from glass bulkhead by a semi-circular hole with a diameter of 5 cm at the bottom or top of alternately so that water flow occurs. The circuit components phytoremediation aquarium completed its parts and with circulation can be seen in Fig. 1:



**Figure 1.** Phytoremediation aquarium draft of wastewater processing coffee with circulation

Notes :

- 1 : tap waste output
- 2 : liquid waste storage casks coffee before processing
- 3 : stop valves/discharge regulator
- 4 : cylinder reservoir support table
- 5 : aquarium pump

- 6 : circulation holes
- 7 : tap depletion
- 8 : glass aquarium
- 9 : The end of the sewage tank

Work mechanism of phytoremediation aquarium :

Circulation of the wastewater stream flows through the tank then flows into several boxes containing water hyacinth, then in the box 4<sup>th</sup> (last), coffee wastewater flowing back into the tank until there was circulation. Analysis of COD, BOD, turbidity, NH<sub>3</sub>, and pH at the beginning and end of treatment were done to determine the value of the reduction that occurred during the waste treatment process.

## RESULT AND DISCUSSION

### Results Phytoremediation Aquarium Design Liquid Waste Processing Method Coffee with circulation

The design of the tool was conducted to determine or make it easier to measure the efficiency of circulation in the phytoremediation aquarium. Stages working mechanism on phytoremediation aquarium processing wastewater coffee with the circulation was 1. sedimentation: sedimentation process begins when the waste put into the tub. The gravity causes the separation of a substance that sinking and floating substances. Further precipitation occurs when sewage began flowed into the aquarium using the output discharge tap of wastewater with a few variations. At this aquarium, when the water flows into the aquarium through the expenditure tap directly into the first box on the aquarium, substances that can was sendimented the bottom of the aquarium. 2. Activities microorganisms: Microorganisms that play an important role in the wastewater degradation process were Nitrosomonas and Nitrobacter. Both of these bacteria were at the roots of water hyacinth. According Mangkoedihardjo et al. (2010), there were two processes in phytoremediation, which have most important role in absorbing organic materials and contaminants in the wastewater. Those where *rhizofiltration* and *rizhodegradation* which occur in the roots of water hyacinth. At this aquarium liquid waste coffee making contact with the roots of water hyacinth during the waste treatment process so that the absorption of contaminants can occur during the processing of waste in the aquarium. 3. Circulation in the aquarium: Circulation in the glass aquarium partitions and it was given a semi-circular hole. At the aquarium, circulation hole serves to drain water from one box to another. Giving bulkhead with circulation holes aims to prevent thermal and chemical stratification.

### Circulation Flow Liquid Waste Coffee

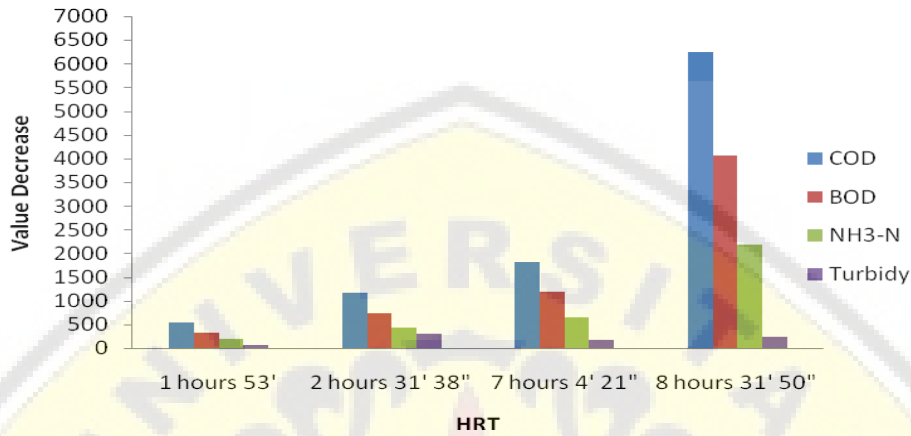
Coffee wastewater streams starting from the tank, then flows with gravity and suction assistance of an aquarium pump. Phytoremediation aquarium with this circulation was an open channel. Movement on the open channel water by gravitation effect of the earth and the water pressure distribution was hydrostatic. Drainage of wastewater using four kinds of treatment discharge (QA, QB, QC, and QD) with two categories of discharge. Debit entry affected the value at Hydraulic Residence Time (HRT) in the aquarium circulation and in the parameters of the coffee wastewater. Table 1 shows of the calculation results of HRT on phytoremediation aquarium with circulation.

**Table 1.** Phytoremediation with HRT at the Aquarium Circulation

Category debit	Debit	Value Debit Entry (ml/s)	HRT
I	Q <sub>A</sub>	10.09	7 hours 4 minutes 21 seconds
	Q <sub>B</sub>	10.61	8 hours 31 minutes 50 seconds
II	Q <sub>C</sub>	18.93	2 hours 31 minutes 38 seconds
	Q <sub>D</sub>	19.22	1 hours 53 minutes

Based on the table, it was known that HRT value were different at every discharge treatment, although it had the same discharge. HRT difference was caused by several things, there were the roots of water hyacinth. Water hyacinth has a hairy roots with bushy hair so that even water discharge entering from the same tap, the distribution of velocities would be different. Therefore, the time required to fill the

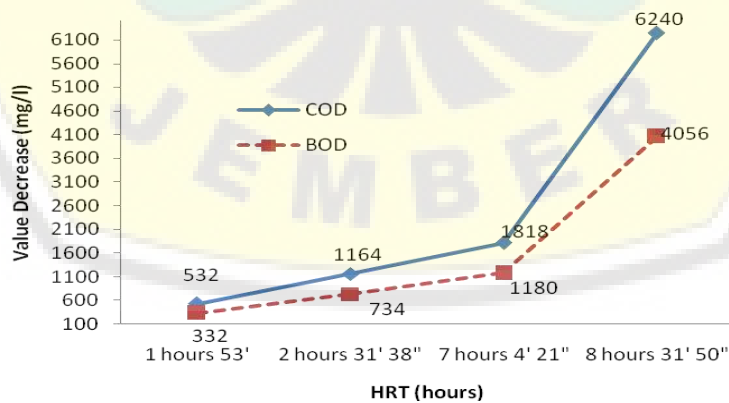
aquarium was different, as well. According Kodoati (2009), differences in the distribution of the velocities were due to the friction on the walls of the channel, the cross section channel, and channel location. In this case, the friction coffee wastewater that flowed in the phytoremediation aquarium affected the flow distribution. In addition, to the roots of heavy water hyacinth in the aquarium (location line) also affects the difference in the distribution velocities. The effect HRT to the decrease of pollutant parameters on the coffee wastewater can be seen in Fig.2:



**Figure 2.** The correlation graph HRT with the value of the parameter reduction of coffee wastewater pollution

Based on the graph, (Fig.2) it can be seen that the greater the value of HRT then the pollutant reduction value parameters also higher. This was because the contaminants of coffee wastewater would be more and more absorbed by the roots when the coffee wastewater discharged with a small discharge, and longer contact time between the wastewater with water hyacinth roots. Besides, the circulation in the aquarium that serves to prevent thermal and chemical stratification allegedly also affected the reduction value of decrease COD, BOD, NH<sub>3</sub>-N, and turbidity the coffee wastewater at the end of the treatment.

### Measurement parameters COD and BOD



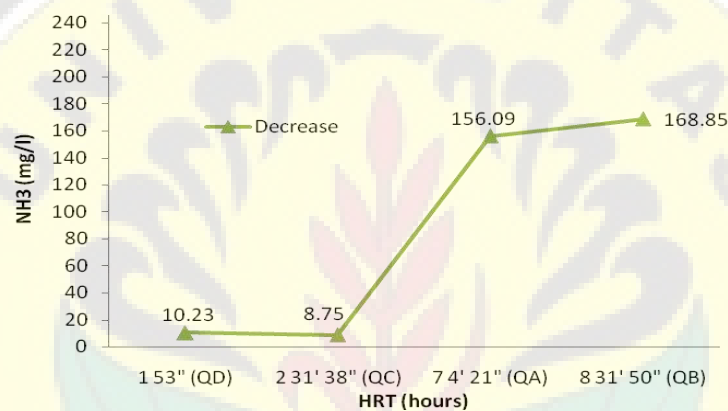
**Figure 3.** Influence Graph HRT Decline Against COD and BOD

Based on the graph, of fig. 3 it was known that the longer HRT the higher the reduction of value COD and BOD content of the coffee processing wastewater. The biggest reduction in the value of HRT was 8 hours 31 minutes 50 seconds with the amount reduced of COD and BOD were respectively 6,250 mg/L and 4,056 mg/L and the highest efficiency was 97.50% and 97.55%, respectively the process of reduction in the levels of contaminants in wastewater using aquatic plants was a collaboration between plants and microbes associated with these plants. Circulation flow in the aquarium would help flatten

the distribution of oxygen vertically. This even distribution of oxygen would help the microbes to reduce the content of COD and BOD in waste because oxygen is one of the living viz microbe.

There are several things that affect the efficiency of COD and BOD impairment, i.e. The is smoothness of circulation, which was influenced by the performance of circulating pumps. So in order the circulation running smoothly, the circulation pump must be controlled so as not experiencing blockage. One function of providing circulation to the wastewater treatment was to prevent thermal stratification. According to Fatima (2010), a thermal stratification was event of temperature difference between the two layers so that water was not mixed and had different chemical and biological properties. With the cessation of the circulation at the time of the coffee wastewater treatment would cause the effectiveness of COD and BOD were not maximum because of an increase in temperature in the wastewater that did not circulate and thermal stratification could not be avoided.

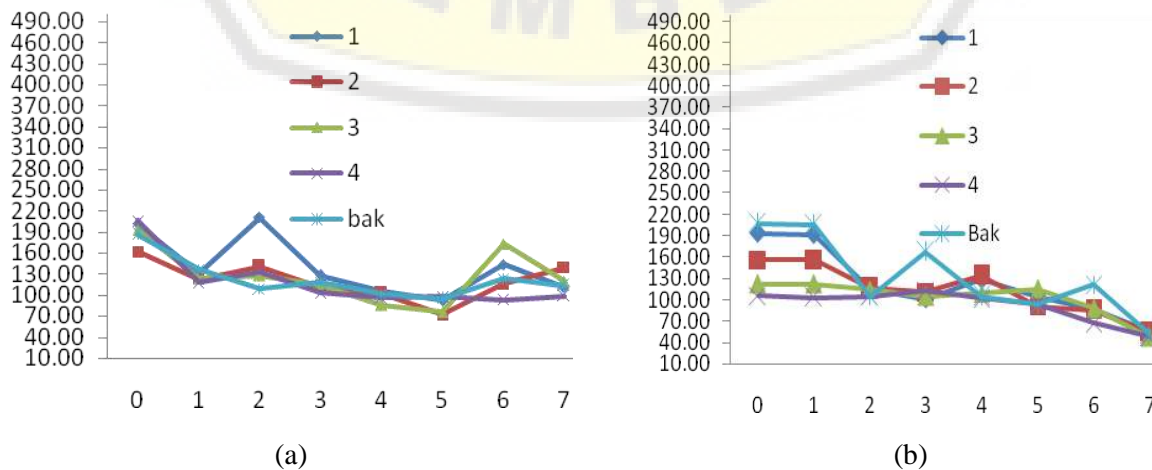
### Measurement parameters of NH<sub>3</sub>-N

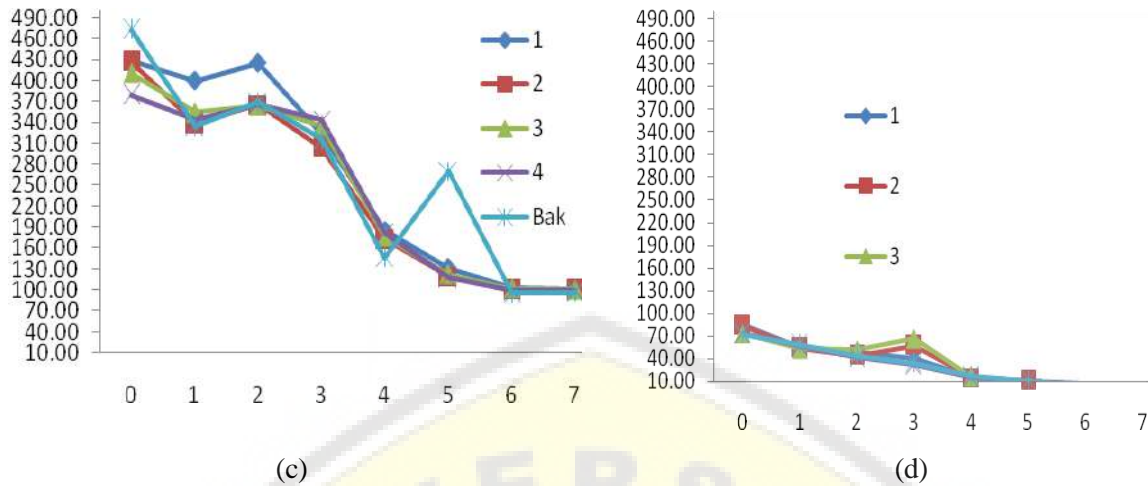


**Figure 4.** Effect Graph HRT Decline Against NH<sub>3</sub>-N

The biggest reduction in the value of the NH<sub>3</sub>-N (ammonia) content was the residence time of 8 hours 31 minutes 50 seconds with a value reduction of 168.85 mg/L and the highest efficiency was 86.8%. Value reduction of NH<sub>3</sub>-N (ammonia) was the highest in the longest HRT because NH<sub>3</sub>-N (ammonia) is absorbed more on the roots of water hyacinth. Giving the circulation would the nitrification process. Nitrification process was important because ammonia compounds can be used by phytoplankton and aquatic plants after converted to nitrite and nitrate by bacteria in the nitrification process.

### Measurement of turbidity

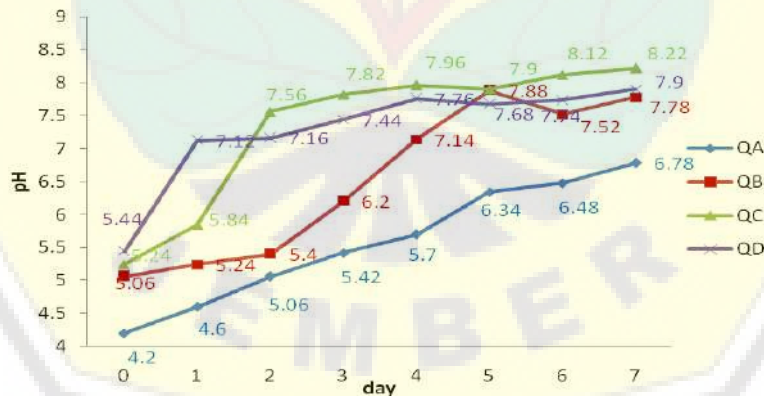




**Figure 5. Decreasing Turbidity**

Circulation flow was able to decrease the turbidity values before and after treatment. At almost all of discharge treatments (QA, QB, QC, and QD), it could increase and decrease turbidity every day. It was due to the flow turbulence in the circulation holes that cause turbidity changes every day. Decreasing in turbidity caused by the roots adsorbs of water hyacinth on rhizofiltration process as claimed by Mangkoedihardjo et al. (2010) that rhizofiltrasi an adsorption process or precipitation contaminants on the roots or absorption into the roots. Adsorption or absorption process was ionic bonds, where this process occurs because of differences in ionic charge and ionic contaminants roots in the waste.

**PH measurement**



**Figure 6. Increasing pH**

Based on the chart of Fig.6, it was known that the pH of the wastewater coffee processing of coffee at the end of treatment were 6,8; 7,8; 7,9; and 8,2 it increase before treatment and the initial pH changes from acidic to neutral. It was happened due to the circulation flow in the coffee wastewater phytoremediation aquarium. In addition, the increase or decrease in the pH could be affected by several things: the plankton respiration/photosynthesis of plants and plankton/plant.

**CONCLUSIONS**

Study of the flow rate on the phytoremediation process design could be carried out by the method of different discharge circulation. The process occurred in the aquarium were: sedimentation, Nitrosomonas microorganisms activity and Nitrosobacter in the aquarium, and the circulation in the aquarium.



Value of Hydraulic Residence Time (HRT) on phytoremediation aquarium with circulation was 1 hour 53 minutes; 2 hours 31 minutes 38 seconds; 7 hours 4 minutes 21 seconds; and 8 hours 31 minutes 51 seconds. Besides discharge HRT value was also influenced by the roots of water hyacinth. Value of Hydraulic Residence Time (HRT) influenced the reduction in the value of the parameters COD, BOD, NH<sub>3</sub>-N, turbidity, and pH of the coffee wastewater. Providing circulation in the phytoremediation aquarium coffee wastewater treatment was able to reduce the content of COD to be 69.4% -97.5%; BOD of 69.4% -97.5%; NH<sub>3</sub>-N 15.8% - 86.8%; turbidity 59.5% - 96.2% and the pH of acidic to be neutral.

## REFERENCES

- Fatima, S. (2010). Sifat Fisika, Kimia, Air Siklus Hidrologi dan Sumber Air. [http://file.upi.edu/Direktori/FPMIPA/JUR.\\_PEND.\\_KIMIA/196802161994022-Soja\\_Siti\\_Fatimah/Kuliah\\_Kimia\\_terapan\\_pada\\_jurusan\\_agro\\_industri/kimia\\_AIR-1/Sifat\\_Fisika,\\_Kimia\\_Air,\\_Siklus\\_Hidrologi,\\_Dan\\_Sumber\\_Air\\_Di.pdf](http://file.upi.edu/Direktori/FPMIPA/JUR._PEND._KIMIA/196802161994022-Soja_Siti_Fatimah/Kuliah_Kimia_terapan_pada_jurusan_agro_industri/kimia_AIR-1/Sifat_Fisika,_Kimia_Air,_Siklus_Hidrologi,_Dan_Sumber_Air_Di.pdf). visited 27 April 2015
- Kodoatie, R. (2009). Hidrolika Terapan Aliran Pada Saluran Terbuka dan Pipa. Yogyakarta, Andi Publisher.
- Mangkoedihardjo, S. (2005). Fitoteknologi dan Ekotoksikologi dalam Desain Operasi Pengomposan Sampah, Seminar Nasional Teknologi Lingkungan III ITS, [http://www.its.ac.id/sarwoko-enviro-seminar\\_%20sampah%20TL.pdf](http://www.its.ac.id/sarwoko-enviro-seminar_%20sampah%20TL.pdf), visited 30 Januari 2015
- Mangkoedihardjo, S., Sarwoko, dan Samudro.(2010). Fitoteknologi Terapan. Yogyakarta, Graha Ilmu.
- Mason, C.F. (1994). *Biology of Fresh Water Pollution*. New York: Longman Scientific and Technical
- Navarro, A.R., Rubio, M.C., dan Maldonado M.C. (2011). A Combined Process to Treat Lemon Industry Wastewater and Produce Biogas. Clean Technology Environ Policy. Tucuman, Argentina.
- Orth, H. (1989). *Hyacinthus-Air* (Eceng Gondok) Untuk Membersihkan Air Limbah Industri-Memanfaatkan Air Limbah. Jakarta, Yayasan Obor Indonesia.
- Rahma, H. (2014). Fitoremediasi Limbah Cair Mocaf Dengan Menggunakan Enceng Gondok (*Echornia crassipes* (Mart.) solms). Jember, Departement of Agricultural Engineering Universitas Jember.