


BUKU PANDUAN DAN ABSTRAK



KONGRES NASIONAL VI & PERTEMUAN ILMIAH TAHUNAN PERHIMPUNAN DOKTER SPESIALIS PATOLOGI KLINIK Convention Hall Clarion Hotel Makassar 1 - 4 November 2007 **2007**

*Good Laboratory Practice
for Better Health Care*



BUKU PANDUAN DAN ABSTRAK




KONGRES NASIONAL VI & PERTEMUAN ILMIAH TAHUNAN PERHIMPUNAN DOKTER SPESIALIS PATOLOGI KLINIK

Convention Hall
Clarion Hotel Makassar
1 - 4 November 2007

2007

*Good Laboratory Practice
for Better Health Care*




DAFTAR ISI

Daftar Isi	i
Sambutan Ketua Panitia	iii
Sambutan Ketua Pengurus Pusat PDS Patologi Klinik	iv
Susunan Panitia	vi
Informasi Kegiatan	1
Layout Lantai 1	3
Layout Lantai 2	4
Susunan Acara Pembukaan	5
Jadwal Umum Kegiatan	6
Jadwal Workshop.....	7
Jadwal kongres	8
Jadwal Presentasi Oral	9
Presentasi Poster	19
Abstrak Pembicara	25
Abstrak Makalah Bebas	72
Abstrak Presentasi Poster	136

KONAS DAN PIT VI PDS PATKLIN, Makassar-2007

Jadwal pendamping	186
Makassar Selayang Pandang	187
Ucapan Terima Kasih	193



SUSUNAN PANITIA

- PELINDUNG** : Gubernur Propinsi Sulawesi Selatan
Rektor Universitas Hasanuddin
Walikota Makassar
- PENASEHAT** : Dekan Fakultas Kedokteran Unhas
Kepala Dinas Kesehatan Propinsi Sulawesi Selatan
Direktur Rumah Sakit Dr. Wahidin Sudirohusodo
Ketua Pengurus Pusat PDS PATKLIN
- PENGARAH** : Pengurus Pusat PDS PATKLIN
Ketua Kolegium Patologi Klinik Indonesia
Ketua Bagian Patologi Klinik Fak. Kedokteran Unhas
Dr. Lia Gardenia Partakusuma, SpPK.
Dr. Ibrahim Abdul Samad, SpPK. (K)
- KETUA UMUM** : Dr. Mansyur Arif, SpPK., PhD.
KETUA I : Dr. Ruland DN Pakasi, SpPK.(K)
KETUA II : Dr. Darmawati ER, SpPK.
- SEKRETARIS UMUM** : Dr. Darwati Muhadi, SpPK.
SEKRETARIS I : Dr. Fitriani Mangarengi, SpPK.
SEKRETARIS II : Dr. Nurhayana Sennang AN, SpPK.
- BENDAHARA UMUM** : Dr. Sulina Yanti Wibawa, SpPK.
BENDAHARA I : Dr. Atyah Rasjid, MARS
BENDAHARA II : Dr. Selvi Josten
- SEKSI DANA** : Dr. Budiharyanto Widjaya, SpPK.
Dr. Darmawati ER, SpPK.
Dr. Atyah Rasjid, MARS
Dr. Nurahmi
Agustini Anwar, SE.

KONAS DAN PIT VI PDS PATKLIN, Makassar-2007

SEKSI ILMIAH / SIDANG : Dr. Marzuki Suryaatmaja, SpPK.(K)
Dr. Suci Aprianti, SpPK.
Dr. A.Nikmawati
Dr. Ismawati Amin
Dr. Didi Irwadi
Dr. Sri Juliani
Dr. Asvin Nurulita

SEKSI ACARA
Dr. Sabrina Vera Sembiring, SpPK.
Drs. Agus Sulaeman, Apt.MS
Dr. Rivayanti. Nawawi, Sp.PK.
Dr. Amaliyah T. Lopa
Dr. Ramlah Tongko
Dr. Amraini
Irma

SEKSI TRANSPORTASI / AKOMODASI:
Dr. Sulina Yanti Wibawa, SpPK.
Olga Hasyim
Dr. Samirah
Dr. Marwan A. Ganoko
Dr. Darmawaty
Dr. Yoseph

SEKSI PAMERAN : Dr. Fitriani Mangarengi, SpPK.
Dr. Irda Handayani
Dr. Rosnety
Dr. Yosepin
Dr. Nursin

SEKSI KEAMANAN : AKBP Dr. Suganda, SpPK.
AKP Syawal Yusuf, S.Sos.

SEKSI PUBLIKASI / DOKUMENTASI:
Dr. Uleng Bahrun, Sp.PK, PhD.
Dr. Hilmiyah, SpPK.
Dr. Syafii Siun
Dr. Nyoman
Dr. Syamsudhuha

SEKSI PERLENGKAPAN:
Dr. Tenri Esa, SpPK.
Dr. Elisabeth Frida Adur

Dr. Sinrang
Dr. Irmasari Ismail
Dr. Ichwan Meinardi

SEKSI KONSUMSI:

Dr. Adriani. Badji, SpPK.
Ny. Selvi Benny Rusli
Dr. Nur Afiah, SpPK.
Dr. Fasni Halil
Dr. Sri Nurul Hidayah
Dr. Rima Yulianti

SEKSI ACARA PENDAMPING:

Ny. Endang Rachajoe Hardjoeno
drg. Fauziah Mansyur Arif
Dr. Suzanna Pakasi, SpOG.
Ny. Selvi Benny Rusli
Dr. Rostina Saddu
Dr. Alice Gerung
Megawati

SEKSI SEKRETARIAT/PENDAFTARAN:

Dr. Benny Rusli, SpPK.
Dr. Mutmainnah, SpPK.
Dr. Nurhayana Sennang AN, SpPK.
Indri Wulandari, SE.
Eko Praptiningsih, SE.
Vina
Dr. Nurliana Ibrahim
Dr. Selvi Josten
Dr. Ingrid A. Hutagalung
Dr. Yuyun Widaningsih
Fauziah

Diagnostic Value of Rapid Test For Ig M Antibodies To Lipopolysaccharide (Lps) Spesific *Salmonella Typhi* For Typhoid Fever

Rini Riyanti, Prihatini, Siti Rochmatoen

Department of Clinical Pathology, Airlangga University School of Medicine, Dr. Soetomo Hospital, Surabaya

Introduction : typhoid fever is caused by *Salmonella typhi*. The definitive diagnosis can be made by isolation of *Salmonella typhi* from blood, bone marrow or other body fluids. To support the clinical diagnosis of typhoid fever in Indonesia, where most hospitals and health centers have no facilities for cultures, a rapid test for the detection of lipopolysaccharides (LPS) *Salmonella typhi*-specific Ig M antibodies was evaluated on serum samples from patients with typhoid fever.

Objectives : to know the diagnostic value of a rapid test for the detection of lipopolysaccharides (LPS) *Salmonella typhi*-specific Ig M antibodies.

Material and methods : a cross sectional, observational analytical study on 27 typhoid fever and 25 dengue hemorrhagic fever patients of the Dr. Soetomo Hospital, Dr. M Soewandhie General Hospital and Gotong-Royong Clinic has been conducted from January - May 2007. The diagnosis of typhoid fever patients was based on positive gall culture while the diagnosis of dengue hemorrhagic fever was based on negative gall culture, positive serology examination for dengue hemorrhagic fever and a recovery from dengue hemorrhagic fever with standard treatment. The sera from patients were examined using a rapid test for the detection of lipopolysaccharides (LPS) *Salmonella typhi*-specific Ig M antibodies from Amgenix Onsite

Results : of the first blood samples (collected on admission to the hospital) the rapid test for Ig M antibodies showed the following : sensitivity 70.4%, specificity 80.0%, positive predictive value 79.2%, negative predictive value 71.4%, diagnostic efficiency 75% respectively. Of the second blood samples (collected 2-3 weeks during the illness) the rapid test for Ig M antibodies showed the following : sensitivity 88.9%, positive predictive value 82.8%, negative predictive value 87.0%, diagnostic efficiency 84.6% respectively.

Conclusion : The rapid test for Ig M antibodies has a high diagnostic value for typhoid fever. The assay uses stabilized components which can be stored at room temperature, the test does not require special equipment and may be used in health centers that have no facilities for culture.

Key word : typhoid fever, rapid test for Ig M antibodies.