

**MAKALAH ILMIAH
JURNAL INTERNASIONAL BEREPUTASI**

**Bulletin of Electrical Engineering and Informatics
Vol. 9, No. 6, December 2020**

Indexing : Scopus
Quartile : Q3
H-indeks : 8
SJR : 0,23
ISSN : 2302-9285



Judul:

Multilayer extreme learning machine for hand movement prediction
based on electroencephalography

disusun oleh:

Khairul Anam, Cries Avian, Muhammad Nuh

**JURUSAN TEKNIK ELEKTRO
FAKULTAS TEKNIK
UNIVERSITAS JEMBER
2020**

Bulletin of
**Electrical Engineering
and Informatics**


Vol. 9, No. 6, December 2020



Published by



Universitas Ahmad Dahlan



USER

Username

Password

Remember me

CITATION ANALYSIS

- Dimensions
- Google Scholar
- Scholar Metrics
- Scinapse
- Scopus

QUICK LINKS

- Guide of Authors
- **Online Papers Submission**
- Editorial Boards
- Reviewers
- Abstracting and Indexing
- Publication Ethics
- Visitor Statistics
- DOI Deposit Report
- Old online system
- Contact Us

JOURNAL CONTENT

Search

All

Browse

- By Issue
- By Author
- By Title

INFORMATION

- For Readers
- For Authors
- For Librarians

GARUDA **IAES Journal**

HOME ABOUT LOG IN SEARCH CURRENT ARCHIVES ANNOUNCEMENTS

Home > About the Journal > [Editorial Policies](#)

Editorial Policies

- » [Focus and Scope](#)
- » [Section Policies](#)
- » [Peer Review Process](#)
- » [Open Access Policy](#)
- » [Archiving](#)
- » [Indexing and Abstracting](#)
- » [Publication Ethics and Publication Malpractice Statement](#)
- » [Withdrawal of Manuscripts](#)

Focus and Scope

Bulletin of Electrical Engineering and Informatics publishes original papers in the field of electrical, computer and informatics engineering which covers, but not limited to, the following scope:

Computer Science, Computer Engineering and Informatics: Computer Architecture, Parallel and Distributed Computer, Pervasive Computing, Computer Network, Embedded System, Human—Computer Interaction, Virtual/Augmented Reality, Computer Security, Software Engineering (Software: Lifecycle, Management, Engineering Process, Engineering Tools and Methods), Programming (Programming Methodology and Paradigm), Data Engineering (Data and Knowledge level Modeling, Information Management (DB) practices, Knowledge Based Management System, Knowledge Discovery in Data),

Network Traffic Modeling, Performance Modeling, Dependable Computing, High Performance Computing, Computer Security, Human-Machine Interface, Stochastic Systems, Information Theory, Intelligent Systems, IT Governance, Networking Technology, Optical Communication Technology, Next Generation Media, Robotic Instrumentation, Information Search Engine, Multimedia Security, Computer Vision, Information Retrieval, Intelligent System, Distributed Computing System, Mobile Processing, Next Network Generation, Computer Network Security, Natural Language Processing, Business Process, Cognitive Systems.

Electronics: Electronic Materials, Microelectronic System, Design and Implementation of Application Specific Integrated Circuits (ASIC), VLSI Design, System-on-a-Chip (SoC) and Electronic Instrumentation Using CAD Tools, digital signal & data Processing, . Biomedical Transducers and instrumentation, Medical Imaging Equipment and Techniques, Biomedical Imaging and Image Processing, Biomechanics and Rehabilitation Engineering, Biomaterials and Drug Delivery Systems;

Electrical and Power Engineering: Electrical Engineering Materials, Electric Power Generation, Transmission and Distribution, Power Electronics, Power Quality, Power Economic, FACTS, Renewable Energy, Electric Traction, Electromagnetic Compatibility, High Voltage Insulation Technologies, High Voltage Apparatuses, Lightning Detection and Protection, Power System Analysis, SCADA, Electrical Measurements;

Telecommunication and Information Technology: Modulation and Signal Processing for Telecommunication, Information Theory and Coding, Antenna and Wave Propagation, Wireless and Mobile Communications, Radio Communication, Communication Electronics and Microwave, Radar Imaging, Distributed Platform, Communication Network and Systems, Telematics Services and Security Network;

Instrumentation and Control Engineering: Optimal, Robust and Adaptive Controls, Non Linear and Stochastic Controls, Modeling and Identification, Robotics, Image Based Control, Hybrid and Switching Control, Process Optimization and Scheduling, Control and Intelligent Systems, Artificial Intelligent and Expert System, Fuzzy Logic and Neural Network, Complex Adaptive Systems;

Section Policies

Peer Review Process

This journal operates a conventional single-blind reviewing policy in which the reviewer's name is always concealed from the submitting author. Authors should present their papers honestly without fabrication, falsification, plagiarism or inappropriate data manipulation. Submitted papers are evaluated by anonymous referees for contribution, originality, relevance, and presentation. Papers will be sent for anonymous review by at least two reviewers who will either be members of the Editorial Board or others of similar standing in the field. In order to shorten the review process and respond quickly to authors, the Editors may triage a submission and come to a decision without sending the paper for external review. The Editor shall inform you of the results of the review as soon as possible, hopefully in 8-12 weeks. The Editors' decision is final and no correspondence can be entered into concerning manuscripts considered unsuitable for publication in this journal. All correspondence, including notification of the Editors' decision and requests for revisions, will be sent by email.

Open Access Policy

This journal adhere to the [best practice and high publishing standards](#) and comply with the following conditions:

1. Provides immediate open access to its content on the principle that making research freely available to the public supports a greater global exchange of knowledge;
2. Allows the author to hold the copyright and to retain publishing right without restrictions;
3. Deposits content with a long term digital preservation or archiving program;
4. Uses DOIs as permanent identifiers;
5. Embeds machine-readable CC licensing information in articles;
6. Allows generous reuse and mixing of content, in accordance with CC BY-NC license;
7. Can Provide article level metadata for any indexers and aggregators
8. Has a deposit policy registered with a deposit policy registry, e.g. Sherpa/Romeo.

If you would like to make a donation and help us to support the cost of wide open access dissemination of research results, to manage the various costs associated with handling and editing of the submitted manuscripts, and the Journal management and publication in general, kindly please contact: info@journal.uad.ac.id

Archiving

This journal utilizes the LOCKSS system to create a distributed archiving system among participating libraries and permits those libraries to create permanent archives of the journal for purposes of preservation and restoration. [More...](#)

Indexing and Abstracting

Bulletin of Electrical Engineering and Informatics indexed and abstracted by:

- [BASE - Bielefeld Academic Search Engine](#)
- [CORE \(Connecting REpositories\)](#)
- [EBSCO](#)
- [Goletty](#)
- [Google Scholar](#)
- [Indiana University](#)
- [IPI Indonesian Publication Index](#)
- [Islamic World science citation center \(ISC\)](#)
- [JIB Jednotná informační brána](#)
- [JournalClick Limited](#)
- [JournalTOCs \(Heriot-Watt University, UK\)](#)

- [Latest Journal Articles](#)
- [MOBIUS \(Columbia\)](#)
- [National Library of Czech Republic](#)
- [ProQuest](#)
- [SciLit](#)
- [SHERPA/RO-MEO](#)
- [States Library New South Wales \(Australia\)](#)
- [The European Library](#)
- [The University of Hong Kong \(HKU\)](#)
- [Western Theological Seminary](#)
- [WorldCat](#)

Publication Ethics and Publication Malpractice Statement

This statement clarifies ethical behaviour of all parties involved in the act of publishing an article in our journals, including the authors, the editors, the peer-reviewers and the publisher (*Universitas Ahmad Dahlan* and *Institute of Advanced Engineering and Science*). This statement is based on [COPE's Best Practice Guidelines for Journal Editors](#).

Ethical Guideline for Journal Publication

The publication of an article in a peer-reviewed IAES Journals is an essential building block in the development of a coherent and respected network of knowledge. It is a direct reflection of the quality of the work of the authors and the institutions that support them. Peer-reviewed articles support and embody the scientific method. It is therefore important to agree upon standards of expected ethical behavior for all parties involved in the act of publishing: the authors, the journal editors, the peer reviewers, the publisher and the society.

Universitas Ahmad Dahlan (UAD) and Institute of Advanced Engineering and Science (IAES) as publisher of this Journal takes its duties of guardianship over all stages of publishing extremely seriously and we recognize our ethical and other responsibilities. We are committed to ensuring that advertising, reprint or other commercial revenue has no impact or influence on editorial decisions. In addition, the UAD, IAES and Editorial Board will assist in communications with other journals and/or publishers where this is useful and necessary.

Publication decisions

The editors of the IAES journals are responsible for deciding which of the articles submitted to the journal should be published. The validation of the work in question and its importance to researchers and readers must always drive such decisions. The editors may be guided by the policies of the journal's editorial board and constrained by such legal requirements as shall then be in force regarding libel, copyright infringement and plagiarism. The editors may confer with other editors or reviewers in making this decision.

Fair play

An editor at any time evaluate manuscripts for their intellectual content without regard to race, gender, sexual orientation, religious belief, ethnic origin, citizenship, or political philosophy of the authors.

Confidentiality

The editor and any editorial staff must not disclose any information about a submitted manuscript to anyone other than the corresponding author, reviewers, potential reviewers, other editorial advisers, and the publisher, as appropriate.

Disclosure and conflicts of interest

Unpublished materials disclosed in a submitted manuscript must not be used in an editor's own research without the express written consent of the author.

Duties of Reviewers

Contribution to Editorial Decisions

Peer review assists the editor in making editorial decisions and through the editorial communications with the author may also assist the author in improving the paper.

Promptness

Any selected referee who feels unqualified to review the research reported in a manuscript or knows that its prompt review will be impossible should notify the editor and excuse himself from the review process.

Confidentiality

Any manuscripts received for review must be treated as confidential documents. They must not be shown to or discussed with others except as authorized by the editor.

Standards of Objectivity

Reviews should be conducted objectively. Personal criticism of the author is inappropriate. Referees should

express their views clearly with supporting arguments.

Acknowledgement of Sources

Reviewers should identify relevant published work that has not been cited by the authors. Any statement that an observation, derivation, or argument had been previously reported should be accompanied by the relevant citation. A reviewer should also call to the editor's attention any substantial similarity or overlap between the manuscript under consideration and any other published paper of which they have personal knowledge.

Disclosure and Conflict of Interest

Privileged information or ideas obtained through peer review must be kept confidential and not used for personal advantage. Reviewers should not consider manuscripts in which they have conflicts of interest resulting from competitive, collaborative, or other relationships or connections with any of the authors, companies, or institutions connected to the papers.

Duties of Authors

Reporting standards

Authors of reports of original research should present an accurate account of the work performed as well as an objective discussion of its significance. Underlying data should be represented accurately in the paper. A paper should contain sufficient detail and references to permit others to replicate the work. Fraudulent or knowingly inaccurate statements constitute unethical behaviour and are unacceptable.

Data Access and Retention

Authors are asked to provide the raw data in connection with a paper for editorial review, and should be prepared to provide public access to such data (consistent with the ALPSP-STM Statement on Data and Databases), if practicable, and should in any event be prepared to retain such data for a reasonable time after publication.

Originality and Plagiarism

The authors should ensure that they have written entirely original works, and if the authors have used the work and/or words of others that this has been appropriately cited or quoted.

Multiple, Redundant or Concurrent Publication

An author should not in general publish manuscripts describing essentially the same research in more than one journal or primary publication. Submitting the same manuscript to more than one journal concurrently constitutes unethical publishing behaviour and is unacceptable.

Acknowledgement of Sources

Proper acknowledgment of the work of others must always be given. Authors should cite publications that have been influential in determining the nature of the reported work.

Authorship of the Paper

Authorship should be limited to those who have made a significant contribution to the conception, design, execution, or interpretation of the reported study. All those who have made significant contributions should be listed as co-authors. Where there are others who have participated in certain substantive aspects of the research project, they should be acknowledged or listed as contributors. The corresponding author should ensure that all appropriate co-authors and no inappropriate co-authors are included on the paper, and that all co-authors have seen and approved the final version of the paper and have agreed to its submission for publication.

Hazards and Human or Animal Subjects

If the work involves chemicals, procedures or equipment that have any unusual hazards inherent in their use, the author must clearly identify these in the manuscript.

Disclosure and Conflicts of Interest

All authors should disclose in their manuscript any financial or other substantive conflict of interest that might be construed to influence the results or interpretation of their manuscript. All sources of financial support for the project should be disclosed.

Fundamental errors in published works

When an author discovers a significant error or inaccuracy in his/her own published work, it is the author's obligation to promptly notify the journal editor or publisher and cooperate with the editor to retract or correct the paper.

Withdrawal of Manuscripts

Author is not allowed to withdraw submitted manuscripts, because the withdrawal is waste of valuable resources that editors and referees spent a great deal of time processing submitted manuscript, money and

works invested by the publisher.
If author still requests withdrawal of his/her manuscript when the manuscript is still in the peer-reviewing process, author will be punished with paying \$200 per manuscript, as withdrawal penalty to the publisher. However, it is unethical to withdraw a submitted manuscript from one journal if accepted by another journal. The withdrawal of manuscript after the manuscript is accepted for publication, author will be punished by paying US\$500 per manuscript. Withdrawal of manuscript is only allowed after withdrawal penalty has been fully paid to the Publisher.

00819483 [Bulletin of EEI Stats](#)





Scimago Journal & Country Rank

Enter Journal Title, ISSN or Publisher Name

- Home
- Journal Rankings
- Country Rankings
- Viz Tools
- Help
- About Us

Mechatronics Engineering

Study Mechatronics Engineering at IULI an learn about Sensors and Actuators, Signals and

iuli.bitrix24.site

OPEN

Bulletin of Electrical Engineering and Informatics

Country [Indonesia](#) - [IIII](#) [SIR Ranking of Indonesia](#)

Subject Area and Category

- Computer Science
 - Computer Networks and Communications
 - Computer Science (miscellaneous)
 - Hardware and Architecture
 - Information Systems

- Engineering
 - Control and Systems Engineering
 - Electrical and Electronic Engineering

- Mathematics
 - Control and Optimization

- Physics and Astronomy
 - Instrumentation

Publisher [Institute of Advanced Engineering and Science \(IAES\)](#)

Publication type [Journals](#)

ISSN [20893191](#), [23029285](#)

Coverage [2017-2019](#)

Scope Bulletin of Electrical Engineering and Informatics publishes original papers in the field of electrical, computer and informatics engineering which covers, but not limited to, the following scope: Computer Science, Computer Engineering and Informatics[...] Electronics[...] Electrical and Power Engineering[...] Telecommunication and Information Technology[...] Instrumentation and Control Engineering[...]

[Homepage](#)

[How to publish in this journal](#)

[Contact](#)

[Join the conversation about this journal](#)

8

H Index


Industrial Engineering

Study Industrial Engineering at IULI and learn about Electronic Devices, System Modelling,

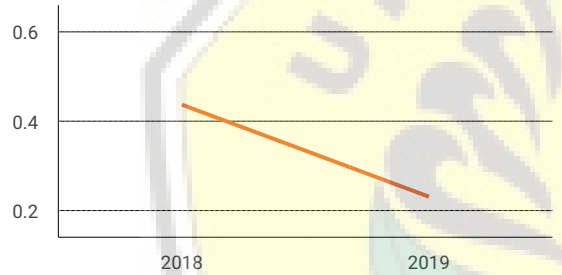
iuli.bitrix24.site

OPEN

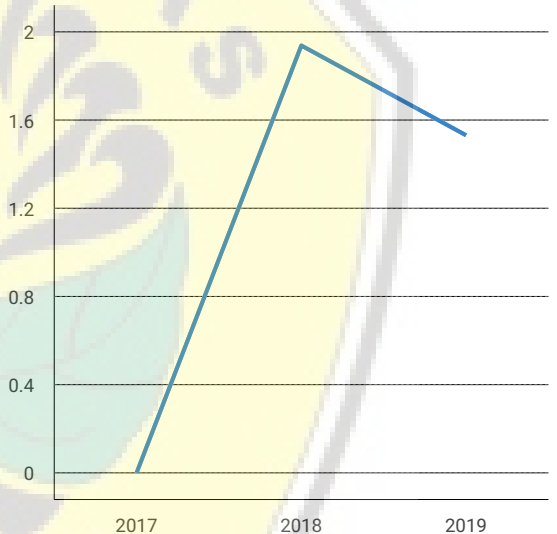
Quartiles



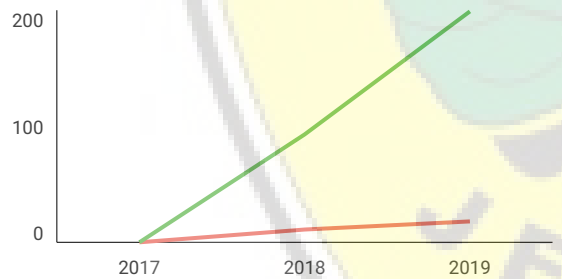
SJR



Citations per document

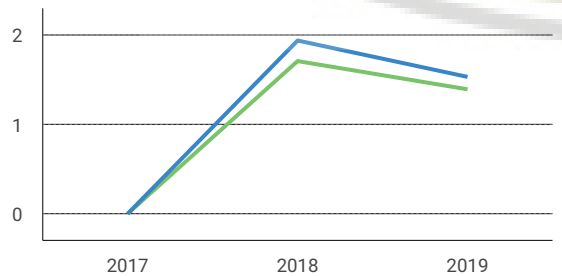


Total Cites Self-Cites

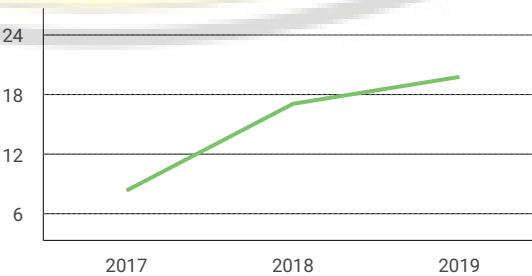


- Cites / Doc. (4 years)
- Cites / Doc. (3 years)
- Cites / Doc. (2 years)

External Cites per Doc Cites per Doc



% International Collaboration



Citable documents Non-citable documents

Cited documents Uncited documents

140

140

Bulletin of Electrical
Engineering and...

Q3

Computer
Networks and
Communications
best quartile

SJIR 2019

0.23

powered by scimagojr.com

← Show this widget in
your own websiteJust copy the code below
and paste within your html
code:`<a href="https://www.scimaç`

-52%

-55%

-44%

-17%

Turun harga

F **Fareha Nizam** 4 weeks ago

On Scopus website, it is showing that this journal is still indexed...

Can you please clear the doubt.

<https://www.scopus.com/sourceid/21100826382>

reply

**Melanie Ortiz** 4 weeks ago

SCImago Team

Dear Fareha, thank you very much for your comment. We suggest you consult the Scopus database directly. Keep in mind that the SJR is a static image (the update is made one time per year) of a database (Scopus) which is changing every day.

Best Regards, SCImago Team

M **Mabrok** 2 months ago

The rank of this journal was Q2 last month, but now i can see it as Q3. My question, when will be the next update of ranking for this journal by SJR? Thanks

reply

**Melanie Ortiz** 2 months ago

SCImago Team

GARUDA

IAES Journal

[HOME](#) [ABOUT](#) [LOG IN](#) [SEARCH](#) [CURRENT](#) [ARCHIVES](#) [ANNOUNCEMENTS](#)
Home > Archives > **Vol 9, No 6**

Vol 9, No 6

December 2020

List of Accepted Papers (with minor revisions)

Each paper requires minor changes for it to be accepted. Editors will go through the revisions and gives a final approval. However, it is good to remember that "this status decision" does not guarantee acceptance. The paper will be accepted only if the editors are satisfied with the changes made.

Table of Contents

Circuit-based method for extracting the resistive leakage current of metal oxide surge arrester	PDF
<i>Amir Hesam Khavari, Abdullah Munir, Zulkurnain Abdul- Malek</i>	2213-2221
Application of static synchronous compensator and energy storage system for power system stability enhancement	PDF
<i>Mohammed Salheen Alatshan, Ibrahim Alhamrouni, Tole Sutikno, Awang Jusoh</i>	2222-2234
High performance of excitation system for synchronous generator	PDF

USER

Username
 Password
 Remember me

CITATION ANALYSIS

- Dimensions
- Google Scholar
- Scholar Metrics
- Scinapse
- Scopus

QUICK LINKS

- Guide of Authors
- **Online Papers Submission**
- Editorial Boards
- Reviewers
- Abstracting and Indexing
- Publication Ethics
- Visitor Statistics
- DOI Deposit Report
- Old online system
- Contact Us

JOURNAL CONTENT

Search
 All

Browse

- By Issue
- By Author
- By Title


INFORMATION

- For Readers
- For Authors
- For Librarians

<i>Yasir Abdulhafedh Ahmed, Yousif I. M. Al-Mashhadany, Mustafa Ahmed Nayyef</i>	2235-2243
Comparative analysis of observer-based LQR and LMI controllers of an inverted pendulum	PDF
<i>Nura Musa Tahir, Mustapha Muhammad, Musa Idi, Salinda Buyamin, Ladan Majjama'a, Sa'id Musa Yarima</i>	2244-2252
Tap changer optimisation using embedded differential evolutionary programming technique for loss control in power system	PDF
<i>Ahmad Faris, Ismail Musirin, Shahrizal Jelani, Saiful Amri Ismail, Mohd Helmi Mansor, A. V. Senthil Kumar</i>	2253-2260
Virtual reality trajectory of modified PUMA 560 by hybrid intelligent controller	PDF
<i>Yousif I. Al Mashhadany</i>	2261-2269
Dielectrophoresis-based microfluidic device for separation of potential cancer cells	PDF
<i>Nur Fatien Najwa Mohamad Narji, Mohd Ridzuan Ahmad</i>	2270-2277
Decentralized proportional-integral control with carbon addition for wastewater treatment plant	PDF
<i>M. H. Husin, M. F. Rahmat, N. A. Wahab</i>	2278-2285
Soft dielectric elastomer microactuator for robot locomotion	PDF
<i>Farah Afiqa Mohd Ghazali, Wong Yi Jie, Mariatul Rawdhah Ahmad Fuaad, Mohamed Sultan Mohamed Ali</i>	2286-2293
LoRa driven medical adherence system	PDF
<i>Suheib Sherif, Wooi Haw Tan, Chee Pun Ooi, Abubaker Sherif, Sarina Mansor</i>	2294-2301
Autonomous microgrid based parallel inverters using droop controller for improved power sharing	PDF
<i>Siddaraj Siddaraj, Udaykumar R. Yaragatti, Nagendrappa H., Vikash Kumar Jhunjhunwala</i>	2302-2310
Textile-based electrode for electrocardiography monitoring	PDF
<i>Syaidah Md Saleh, Nurul Ashikin Abdul-Kadir, Fauzan Khairi Che Harun, Dedy H. B. Wicaksono</i>	2311-2318
Flexible ECG circuit fabrication and application using vinyl cutting technique	PDF
<i>Noor Syazwana Sahar, Nurul Ashikin Abdul-Kadir, Fauzan Khairi Che Harun</i>	2319-2325
Graphene/PSMA composite for gas sensing application	PDF
<i>Hanis Camelia Muhar, Noor Syazwana Sahar, Fauzan Khairi Che Harun, Nurul Ashikin Abdul-Kadir</i>	2326-2333
Integrating device to device network with internet of health things: Towards minimum power allocation	PDF
<i>Mahmoud Shuker Mahmoud, Dalal Abdulmohsin Hammood, Ahmed Alkhayat</i>	2334-2341
A non-invasive and non-wearable food intake monitoring system based on depth sensor	PDF
<i>Muhammad Fuad Kassim, Mohd Norzali Haji Mohd, Mohd Razali Md Tomari, Nor Surayahani Suriani, Wan Nurshazwani Wan Zakaria, Suhaila Sari</i>	2342-2349
Development of intelligent road maintenance system mobile apps for a highway	PDF
<i>Nurul Husna Mohd Jamail, Abdul Halim A. G., Nor Shahida Mohd Jamail</i>	2350-2357
A fast specular reflection removal based on pixels properties method	PDF
<i>Shahrizan Jamaludin, Nasharuddin Zainal, W. Mimi Diyana W. Zaki</i>	2358-2363
Block diagonalization precoding and power allocation for clustering small-cell networks	PDF
<i>Toha Ardi Nugraha, Indar Surahmat, Firdaus Firdaus</i>	2364-2370
A low complexity partial transmit sequence approach based on hybrid segmentation scheme	PDF
<i>Ali Hussein Fadel, Hasanain H. Razzaq, Salama A. Mostafa</i>	2371-2379
Aircraft position estimation using angle of arrival of received radar signals	PDF
<i>Freeha Majeed Amjad, Ahmad Zuri Sha'ameri, Kamaludin Mohamad Yusof, Paulson Eberechukwu</i>	2380-2387
	PDF

Development and testing of an FPT-AI-based voicebot	2388-2395
<i>Duc Chung Tran, Duc Long Nguyen, Mohd. Fazli Hassan</i>	
An open toolbox for generating map of actively confirmed SARS-CoV-2 or COVID-19 cases in Vietnam	PDF
<i>Duc Chung Tran</i>	2396-2403
Multilayer extreme learning machine for hand movement prediction based on electroencephalography	PDF
<iic>Khairul Anam, Cries Avian, Muhammad Nuh</iic>	2404-2410
Optimized multimodal biometric system based fusion technique for human identification	PDF
<i>Muthana H. Hamd, Rabab A. Rasool</i>	2411-2418
Enhancement of microwave ring resonator based on poly-lactic acid thermoplastic substrate	PDF
<i>Nurul Hanani Manab, Elfarizanis Baharudin, Fauziahanim Che Seman, Rosnah Mohd. Zin</i>	2419-2426
Temperatures effects on cascaded Mach-Zehnder interferometer structures	PDF
<i>Ary Syahriar, Rahmat Alamtaha, Zulkifli Alamtaha, Putri Wulandari</i>	2427-2435
Effects of bending on a flexible metamaterial absorber	PDF
<i>Siti Nurzulaiha Isa, Osman Ayop, Abu Sahmah Mohd Supa'at, Mohammad Kamal A. Rahim, Noor Asniza Murad, Farid Zubir, Huda A. Majid</i>	2436-2442
Polarization insensitive switchable metamaterial absorber/reflector for X-band applications	PDF
<i>M. G. Mustapha, M. K. A. Rahim, N. A. Murad, O. Ayop, S. Tuntrakool, M. A. Baba, A. Y. Ilyasu</i>	2443-2448
High gain antenna at 915 MHz for off grid wireless networks	PDF
<i>Hussam Hamid Keriee, Mohamad Kamal A. Rahim, Nawres Abbas Nayyef, Zahriladha Zakaria, Ahmed Jamal Abdullah Al- Gburi, Fahad Taha Al-Dhief, Mustafa M. Jawad</i>	2449-2454
Design of substrate integrated waveguide with Minkowski-Sierpinski fractal antenna for WBAN applications	PDF
<i>Mustafa Mohammed Jawad, Nik Noordini Nik Abd Malik, Noor Asniza Murad, Mohd Riduan Ahmad, Mona Riza Mohd Esa, Yaqdhan Mahmood Hussein</i>	2455-2461
Substrate integrate waveguide and microstrip antennas at 28 GHz	PDF
<i>Yaqdhan Mahmood Hussein, Mohamad Kamal A. Rahim, Noor Asniza Murad, Mustafa Mohammed Jawad, Hatem O. Hanoosh, Huda A. Majid, Hussam H. A. Keriee</i>	2462-2468
A triple band modified F-shaped monopole antenna for RFID application	PDF
<i>Spoorti Barigidad, Aishwarya C. Yeshawant, Sridevi Rao, Tharunya C. A., Tanweer Ali, Sameena Pathan</i>	2469-2476
Evaluations of internet of things-based personal smart farming system for residential apartments	PDF
<i>Fatin Natasya Shuhaimi, Nursuriati Jamil, Raseeda Hamzah</i>	2477-2483
A comparative review on symmetric and asymmetric DNA-based cryptography	PDF
<i>Baraa Tareq Hamad, Ali Maki Sagheer, Ismail Taha Ahmed, Norziana Jamil</i>	2484-2491
Marketplace affiliates potential analysis using cosine similarity and vision-based page segmentation	PDF
<i>Wildan Budiawan Zulfikar, Mohamad Irfan, Muhammad Ghufroon, Jumadi Jumadi, Esa Firmansyah</i>	2492-2498
Mobile augmented reality using 3D ruler in a robotic educational module to promote STEM learning	PDF
<i>Nur Amira Atika Nordin, Nazatul Aini Abd Majid, Noor Faridatul Ainun Zainal</i>	2499-2506
Performance analysis of optimized controllers with bio-inspired algorithms	PDF
<i>Ibarra Alexander, Caiza Daniel, Ayala Paul, Arcos-Aviles Diego</i>	2507-2517
Performance evaluation of decision tree classification algorithms using fraud datasets	PDF
<i>Eddie Bouy B. Palad, Mary Jane F. Burden, Christian Ray Dela Torre, Rachelle Bea C. Uy</i>	2518-2525
Automatic whole-body bone scan image segmentation based on constrained local model	PDF
<i>Emma Rachmawati, Jondri Jondri, Kurniawan Nur Ramadhani, Achmad Hussein Sundawa Kartamihardja, Ariudin Achmad, Rini Shintawati</i>	2526-2537
Architecture neural network deep optimizing based on self organizing	PDF

<i>Muthna Jasim Fadhil, Majli Nema Hawas, Maitham Ali Naji</i>	2538-2546
Bangla handwritten character recognition using MobileNet V1 architecture	PDF
<i>Tapotosh Ghosh, Md. Min-Ha-Zul Abedin, Shayer Mahmud Chowdhury, Zarin Tasnim, Tajbia Karim, S. M. Salim Reza, Sabrina Saika, Mohammad Abu Yousuf</i>	2547-2554
Increasing data storage of coloured QR code using compress, multiplexing and multilayered technique	PDF
<i>Azizi Abas, Yuhanis Yusof, Roshidi Din, Fazli Azali, Baharudin Osman</i>	2555-2561
Small and medium enterprise business solutions using data visualization	PDF
<i>Norhaslinda Kamaruddin, Raja Durratun Safiyah, Abdul Wahab</i>	2562-2568
Multi-dimensional cubic symmetric block cipher algorithm for encrypting big data	PDF
<i>Omar A. Dawood, Othman I. Hammadi, Khalid Shaker, Mohammed Khalaf</i>	2569-2577
Implementation of environmental monitoring based on KAA IoT platform	PDF
<i>M. Udin Harun Al Rasyid, M. Husni Mubarrak, Jauari Akhmad Nur Hasim</i>	2578-2587
Optimal software-defined network topology for distributed denial of service attack mitigation	PDF
<i>Branislav Mladenov, Georgi Iliev</i>	2588-2594
Performance analysis and evaluation of IEEE 802.11 distributed coordination function using OPNET	PDF
<i>Zaynab Mahir Abdel-Ameer, Abdul Kareem A. Najem Alaloosy, Khattab M. Ali Alheeti</i>	2595-2600
Photoacoustic technology for biological tissues characterization	PDF
<i>Hui Ling Chua, Audrey Huong</i>	2601-2608
Non-invasive glucose monitoring devices: A review	PDF
<i>Muhammad Farhan Affendi Mohamad Yunos, Anis Nurashikin Nordin</i>	2609-2618
Diabetes prediction based on discrete and continuous mean amplitude of glycemic excursions using machine learning	PDF
<i>Lailis Syafaah, Setio Basuki, Fauzi Dwi Setiawan Sumadi, Amrul Faruq, Mauridhi Hery Purnomo</i>	2619-2629
Integrating Scrum development process with UX design flow	PDF
<i>Nora Khaled Al Ghanmi, Nor Shahida Mohd Jamail</i>	2630-2636
On the benefit of logic-based machine learning to learn pairwise comparisons	PDF
<i>Nunung Nurul Qomariyah, Dimitar Kazakov, Ahmad Nurul Fajar</i>	2637-2649
K-nearest neighbor and naïve Bayes based diagnostic analytic of harmonic source identification	PDF
<i>Mohd Hatta Jopri, Mohd Ruddin Ab Ghani, Abdul Rahim Abdullah, Mustafa Manap, Tole Sutikno, Jingwei Too</i>	2650-2657
Internet of things-based telemonitoring rehabilitation system for knee injuries	PDF
<i>Muheeb Msaed M. Al-Omri, Nayef Abdulwahab Mohammed Alduais, Mohamad Nazib Adon, Abdul-Malik H. Y. Saad, Antar Shaddad H. Abdul-Qawy, Tole Sutikno</i>	2658-2666



GARUDA

IAES Journal

[HOME](#) [ABOUT](#) [LOG IN](#) [SEARCH](#) [CURRENT](#) [ARCHIVES](#) [ANNOUNCEMENTS](#)
[Home](#) > [About the Journal](#) > [Editorial Team](#)

Editorial Team

Editor-in-Chief:

[Dr. Tole Sutikno](#), Universitas Ahmad Dahlan, Indonesia

co-Editors-in-Chief:

[Dr. Arash Hassanpour Isfahani](#), University of Texas at Dallas, United States

[Dr. Auzani Jidin](#), Universiti Teknikal Malaysia Melaka (UTeM), Malaysia

[Prof. Dr. Ille C. Gebeshuber](#), Technische Universitat Wien, Austria

[Assoc. Prof. Dr. Vicente Garcia Diaz](#), University of Oviedo, Spain

Associate Editors:

[Prof. Dr. Attia El-Fergany](#), Zagazig University, Egypt

[Prof. Dr. Eduard Babulak](#), Liberty University, United States

USER

Username Password
 Remember me

CITATION ANALYSIS

- Dimensions
- Google Scholar
- Scholar Metrics
- Scinapse
- Scopus

QUICK LINKS

- Guide of Authors
- **Online Papers Submission**
- Editorial Boards
- Reviewers
- Abstracting and Indexing
- Publication Ethics
- Visitor Statistics
- DOI Deposit Report
- Old online system
- Contact Us

JOURNAL CONTENT

Search

All

Browse

- By Issue
- By Author
- By Title

INFORMATION

- For Readers
- For Authors
- For Librarians

[Prof. Dr. Jasvir Singh](#), Guru Nanak Dev University, India

[Prof. Dr. Juan Jose Martínez Castillo](#), Gran Mariscal de Ayacucho University, Venezuela

[Assoc. Prof. Dr. Ahmad Hoirul Basori](#), King Abdulaziz University, Saudi Arabia

[Assoc. Prof. Dr. Denis B. Solovev](#), Far Eastern Federal University (FEFU) and Vladivostok Branch of Russian Customs Academy, Russian Federation

[Assoc. Prof. Dr. Hung-Peng Lee](#), Fortune Institute of Technology, Taiwan

[Assoc. Prof. Dr. Mu-Song Chen](#), Da-Yeh University, Taiwan

[Assoc. Prof. Wg.Cdr. Dr Tossapon Boongoen](#), Mae Fah Luang University, Thailand

[Assoc. Prof. Dr. Yilun Shang](#), Tongji University, China

[Asst. Prof. Dr. Amjad Gawanmeh](#), Concordia University, Canada

[Asst. Prof. Dr. Dinh-Thuan Do](#), Ton Duc Thang University, Viet Nam

[Dr. Arcangelo Castiglione](#), University of Salerno, Italy

[Dr. B. Justus Rabi](#), Toc H Institute Of Science & Technology, India

[Dr. Hamid Alinejad-Rokny](#), University of Mazandaran, Iran

[Dr. Haoxiang Wang](#), Cornell University, United States

[Dr. Luca Di Nunzio](#), University of Rome Tor Vergata, Italy

[Dr. Lutfu Saribulut](#), Adana Science and Technology University, Turkey

[Dr. Ratheesh Kumar Meleppat](#), University of California Davis, United States

[Dr. Sukumar Senthilkumar](#), Chonbuk National University, Korea

[Dr. Taghi Javdani Gandomani](#), Shahrekord University, Iran, Islamic Republic Of

[Dr. Xiaojun \(Tony\) Li](#), Gotion. Inc, United States

[Dr. Winai Jaikla](#), King Mongkut's Institute of Technology Ladkrabang, Thailand


[Ahmed Hashim Ah-yasari](#), University of Babylon, Iraq

[Nuryono Satya Widodo](#), Universitas Ahmad Dahlan, Indonesia

[Mr. Yun She](#), Technical Research Center in Caterpillar, United States

[Bulletin of EEI Stats](#)





GARUDA

IAES Journal

[HOME](#) [ABOUT](#) [LOG IN](#) [SEARCH](#) [CURRENT](#) [ARCHIVES](#) [ANNOUNCEMENTS](#)

Home > About the Journal > **People**

People

USER

Username

Password

Remember me

CITATION ANALYSIS

- Dimensions
- Google Scholar
- Scholar Metrics
- Scinapse
- Scopus

QUICK LINKS

- Guide of Authors
- **Online Papers Submission**
- Editorial Boards
- Reviewers
- Abstracting and Indexing
- Publication Ethics
- Visitor Statistics
- DOI Deposit Report
- Old online system
- Contact Us

JOURNAL CONTENT

Search

All ▼

Browse

- By Issue
- By Author
- By Title

INFORMATION

- For Readers
- For Authors
- For Librarians

International Peer-Reviewers:

[Prof. Dr. Tarek Bouktir](#), Ferhat Abbas University, Setif, Algeria

[Prof. Dr. Ahmad Saudi Samsir](#), Universitas Lampung, Indonesia

[Dr. Ebrahim Babaei](#), University of Tabriz, Iran, Islamic Republic Of

[Assoc. Prof. Dr. Muhammad Mohsin Nazir](#), Lahore College for Women University Pakistan, Pakistan

[Dr. Muhammad Qomaruddin](#), Universitas Islam Sultan Agung, Indonesia

[Dr. Nabil Sultan](#), University Campus Suffolk, United Kingdom

[Dr. Abubakkar Siddik A](#), Karolinska Institutet, Sweden

[Dr. Pouya Derakhshan-Barjoei](#), Islamic Azad University, Iran, Islamic Republic Of

[Helmy Mohammed Abdel-Mageed](#)

[Muhammad Safian Adee](#), Pakistan

[Dr. Ali Sharifara](#), University Technology Malaysia (UTM), Malaysia

[Lecturer. Eng. Ph.D. Bogdan Țigănoaia](#), University POLITEHNICA of Bucharest, Romania

[Bulletin of EEI Stats](#)



Multilayer extreme learning machine for hand movement prediction based on electroencephalography

Khairul Anam¹, Cries Avian², Muhammad Nuh³

^{1,2}Department of Electrical Engineering, Universitas Jember, Indonesia

³Department of Biomedical Engineering, Institut Teknologi Sepuluh Noverber, Indonesia

Article Info

Article history:

Received Dec 10, 2019

Revised Mar 29, 2020

Accepted May 3, 2020

Keywords:

Classification methods

Electroencephalography

Extreme learning machine


Movement prediction

Multilayer ELM

ABSTRACT

Brain computer interface (BCI) technology connects humans with machines via electroencephalography (EEG). The mechanism of BCI is pattern recognition, which proceeds by feature extraction and classification. Various feature extraction and classification methods can differentiate human motor movements, especially those of the hand. Combinations of these methods can greatly improve the accuracy of the results. This article explores the performances of nine feature-extraction types computed by a multilayer extreme learning machine (ML-ELM). The proposed method was tested on different numbers of EEG channels and different ML-ELM structures. Moreover, the performance of ML-ELM was compared with those of ELM, Support Vector Machine and Naive Bayes in classifying real and imaginary hand movements in offline mode. The ML-ELM with discrete wavelet transform (DWT) as feature extraction outperformed the other classification methods with highest accuracy 0.98. So, the authors also found that the structures influenced the accuracy of ML-ELM for different task, feature extraction used and channel used.

This is an open access article under the [CC BY-SA](https://creativecommons.org/licenses/by-sa/4.0/) license.



Corresponding Author:

Khairul Anam,

Department of Electrical Engineering,

Universitas Jember,

Jl. Kalimantan No.37, Sumbersari, Jember, East Java, Indonesia.

Email: khairul@unej.ac.id

1. INTRODUCTION

Technological advances, especially in Brain-Computer Interfaces (BCIs), play a crucial role in assisting patients with physical disabilities or paralysis [1]. BCI detects the brain activity in the cortex as electroencephalography (EEG) signals. One of the most popular BCI applications is classifying human motor movements, especially hand movements, for various assistive robots [2, 3]. Hand movements can be recognized and classified by various recognition/classification methods [4], [5] that distinguish between right- and left-hand movements in real-time [6, 7] or in imagery [8, 9]. The pattern recognition method must be optimized before implementing the EEG signal on an assistive robot that controls the robot hand/robot therapy.

In EEG signal processing, the signal information is first extracted and then classified [9]. Among the most popular classification methods are the support vector machine (SVM) [10, 11], linear discriminant analysis [12, 13], artificial neural networks [14, 15], and fuzzy algorithms [16, 17]. The accuracy obtained in each classification method also varies in each study, like the results obtained by Farooq *et al.* [18]. In this research, the classification method used the principal component analysis (PCA) and independent component analysis (ICA) as feature extraction with the K nearest neighbor (KNN) as a classifier which obtained an accuracy

rate of 80.6%. Besides that, Kevric *et al.* [19] also use KNN as its classifier with discrete wavelet transform (DWT) as feature extraction. From this study, the accuracy of the system reaches 92.8%. Deep learning was also used in this case, one of which was a study conducted by Korhan *et al.* [20] who tried to solve problems using common spatial filter (CSP) and convolutional neural network (CNN). In this study, the system reaches an accuracy of 93.75%. However, the existing classification methods often struggle to meet the following requirements: (1) ease of use, (2) low computational complexity, and (3) high accuracy [1], [21]. One classification methods that can achieve these criteria is the extreme learning machine (ELM) [22].

The ELM was applied to EEG classification by Tan *et al.* [23]. They reported that ELM delivers excellent performance compared to other classification methods. However, other studies have reported poor performance stability in ELM. The poor performance is caused by the randomness of assigning weights (w) to the neurons and the threshold between the input layer and the hidden layer [24]. These problems degrade the accuracy of ELM classification. However, the problems found in ELM have been resolved by the existence of a multilayer extreme learning machine (ML-ELM). With its multi-layered structure, ML-ELM overcomes the problems found in ELM. In particular, the data are transformed in each layer, accelerating the convergence and minimizing the errors [24]. Research conducted by Duan *et al.* [25] has proven the superiority of this ML-ELM. In that study, researchers used the PCA and linear discriminant analysis (LDA) as feature extraction with the ML-ELM as the classifier. The results obtained indicate that the accuracy rate of this system is 94.2%. But unfortunately, Duan *et al.* [25] only explored the use of ML-ELM in the extraction feature, even though many feature extractions can be used to improve the accuracy of the classification of EEG signals such as power spectral density (PSD) and also DWT. Therefore, to this end, the authors explore various feature extraction methods employed in previous studies, and integrate them into a multilayer (ML) ELM classifier.

In this exploration study, the performance of hand classification will be improved by using several step. First, the ML-ELM was paired with nine feature extractions that are popularly used in EEG. After selecting the best feature extraction–classifier pairs, we tracked the performances of the optimized ML-ELM classifier with different numbers of channels and different structures. To demonstrate the superior performance of ML-ELM, the classifier was competed against the ELM, SVM and Naive Bayes (NB) classifiers. Each of the three classifiers performed nine types of feature extractions. The nine-feature extraction was selected because in our previous research, the features used were limited to power features [23]. Feature extraction in EEG has many variations [26] which can be combined with ML-ELM. This opportunity must be exploited because different feature extraction and classification methods can pool their specific advantages to improve the accuracy of the result. The accuracy performances of the classification methods were evaluated by the K-fold technique. The ML-ELM outperformed the other classifiers. When paired with discrete wavelet density, ML-ELM delivered its highest performance, with the highest classification accuracy of 0.98 (98%).

2. RESEARCH METHOD

2.1. Multilayer extreme learning machine

As explained in the previous section, ML-ELM is ELM with more than one hidden layer [27]. The last hidden layer generally processes the ELM algorithm. To qualify as ML-ELM, some articles require the ELM to possess more than two hidden layers [24]. ML-ELM differs from ELM in fundamental ways. ML-ELM is based on the ELM auto-encoder [28], and is algorithmically similar to deep learning. The ELM auto-encoder operates on the *weights* (w) of the hidden layers during training with unsupervised learning. However, unlike deep learning, there is no fine-tuning in ML-ELM. The activation function in ML-ELM can be linear or nonlinear. If the number of nodes L_k in the k -th hidden layer equals the number of nodes L_{k-1} in the $(k-1)$ -th hidden layer, g is a linear function; otherwise, g is a nonlinear connection such as a sigmoidal function. The output matrix H^k of hidden layer k is given by:

$$H^k = g((\beta^k)^T H^{k-1}) \quad (1)$$

The input layer x can be considered as the 0-th hidden layer (i.e., $k = 0$). The output of the connection between the last hidden layer and the output node t is analytically calculated by the regularized least-squares method.

2.2. Dataset and system construction

The data in this research were provided by Hohyun Cho from the School of Electrical Engineering and Computer Science, Gwangju Institute of Science and Technology, South Korea [29]. The dataset consists of 52 data with two types of hand movements: real right- and left-hand movements, and imaginary right- and left-hand movements. The dataset contains 64 channels of EEG data. In this study, the EEG signals in this

dataset were extracted by several signal processing methods. The methods were evaluated on nine popular feature extraction types used in existing studies as shown in Table 1.

Table 1. The nine feature-extraction types employed in the present study

No	Feature Extraction	Equation	Information
1	Bandpower [30]	$\text{deltaBP} = \int_{n=1}^{Fres} w(\text{idxDelta})$ $Fres = \frac{F_s}{N} = \frac{F_s}{F_s t} = \frac{1}{t}$	<i>idxDelta</i> is the power at a specific frequency (bandpass).
2	Hurst Coefficient [31]	$Hc = \log(R/S)/\log(T)$	<i>T</i> is the sampling period, <i>R/S</i> is the rescaled range value.
3	Detrended Fluctuation Analysis (DFA) [32]	$F(n) = \sqrt{\frac{1}{N} \sum_{k=1}^N (x(k) - X_n(k))^2}$	<i>X(k)</i> is the EEG in the time series data, <i>X_n(k)</i> is the local trend.
4	Hjorth [31]	Activity = σ_0^2 Mobility = $\sqrt{(\sigma_2/\sigma_1)^2 - (\sigma_1/\sigma_0)^2}$ Complexity = σ_1 / σ_0	σ_0 is the average signal power or variance. σ_1 and σ_2 are variants of the first and second signal derivatives, respectively.
5	Power Spectral Density (PSD) [30]	$\hat{p}d(f) = \frac{1}{MU} \left \sum_{n=0}^{M-1} xd(n)w(n)e^{-j2\pi f} \right ^2$ $U = \frac{1}{M} \sum_{n=0}^{M-1} w(n) ^2$ $\hat{P}Welch(f) = \frac{1}{L} \sum_{n=0}^{M-1} \hat{p}d(f)$	$\{xd(n)\}$ is a sequence with $d = 1, 2, 3 \dots L$ signal intervals, each of length M . U stands for the normalization factor of power in the window function. $w(n)$ denotes the windowed data.
6	Mean Absolute Value (MAV) [33]	$MAV = \frac{1}{N} \sum_{i=1}^N x_i $	<i>x</i> is a signal in a large sample of size <i>N</i> , <i>i</i> is the sequence index.
7	Standard Deviation [33]	$STD = \sqrt{\frac{\sum_{i=1}^N (x_i - \bar{x})^2}{N - 1}}$	\bar{x} is the average of <i>x</i> .
8	Petrosian Fractal Dimension (PFD) [31]	$PFD = \log_{10} k / \left(\log_{10} k + \log_{10} \left(\frac{k}{k + 0.4N\delta} \right) \right)$	<i>K</i> is the number of samples in the signal. $N\delta$ denotes the number of signal changes in the signal derivative.
9	Discrete Wavelet Transform (DWT) [34]	$d1[k] = yhigh[k] = \sum_n x[n].g[2k - n]$ $a1[k] = ylow[k] = \sum_n x[n].h[2k - n]$	<i>x[n]</i> is a discrete-time signal, <i>g[.]</i> is first passed through a half-band high-pass filter and then through <i>h[.]</i> in the low-pass filter. <i>d1</i> and <i>a1</i> are level-1 approximation coefficients. <i>yhigh[k]</i> and <i>ylow[k]</i> are the outputs of the high-pass and low-pass filters, respectively, after subsampling.

Prior to extraction, the EEG signal was preprocessed through a bandpass filter operated at 8–14 Hz with a sampling frequency of 512 Hz. For the present study, the authors chose the data on subjects 3, 5, 9, 14, 15, 35, 41, 43, 46, and 52 from the provided dataset. The preprocessed and extracted EEG signals were then classified by various types of extraction methods applied in the literature. The classification methods are required to discriminate between right- and left-hand movements. This study compared the results of three classification methods: ELM, ML-ELM, SVM and NB. Figure 1 is a flowchart of the work process. The proposed system is implemented in Python 3.6.5.

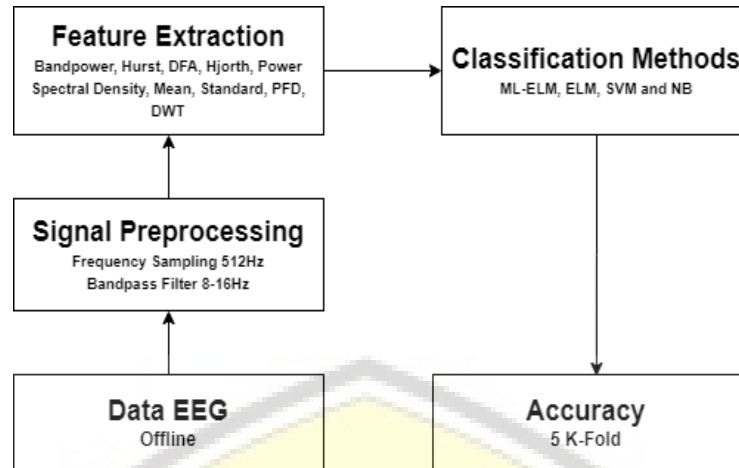


Figure 1. Methods adopted in the present research

2.3. Testing methods and parameters

The method was tested for different numbers of channels and different structures of the ML-ELM. The testing methods are detailed by:

Testing Method 1: The dataset was classified by pairs of classification methods. Altogether, there were 36 pairs of classification methods (nine feature extractions performed by four classifiers). Each pair was required to classify the five selected dataset subjects on 3, 5, 9, 15, 41, or 64 channels. The details of the channels were as follows: 3 channels: C3, Cz, C4; 5 channels: C3, C1, Cz, C2, C4; 9 channels: C3, C2, CZ, C2, C4, FZ, FCz, CP2, Pz; 15 channels: FC3, FC1, FCz, FC2, FC4, C3, C1, Cz, C2, C4, CP3, CP1, CPZ, CP2, CP4; 41 channels: AF3, AFZ, AF4, F5, FC3, FC1, FCz, FC2, FC4, FC6, C5, C3, C1, Cz, C2, C4, C5, CP5, CP3, CP1, CPZ, CP2, CP4, CP6, P5, P3, P1, Pz, P2, P4, P6, PO3, POz, PO4; and 64 channels: all channels in the dataset. The number of neurons was 1000 in the ELM classifier and 1000 in each layer (five layers) of the ML-ELM classifier.

Testing Method 2: Using the two feature extractions yielding the highest accuracy and the two number of the optimal channels, the system was tested for different structures of the ML-ELM. From an initial sequence of two layers, the ML-ELM was built to a maximum of eight hidden layers with a maximum neuron number of 100 per layer. Before adding a new hidden layer, each neuron in the present layer was increased by ten neurons. All tests were performed on the ten subjects selected from the dataset. The results in the following section report the average accuracy over all subjects and all channel used, as obtained in the 5-fold evaluation.

3. RESULTS AND DISCUSSION

This section reports and discusses the results under the test scenarios described in the previous section.

3.1. Testing method 1

The results of the ML-ELM, ELM, SVM and NB methods are shown in Figures 2, 3, and 4, respectively. Figures 2 and 3 are the performance data for each pair of classification methods. The results contained in the Figures are the result of the accumulation of all subjects used and the entire channel used. The accumulated results are then averaged based on feature extraction and classifier. After that, the results are displayed in a graph contained in Figures 2 and 3. The results obtained indicate that PSD and DWT have higher performance compared to other extraction features. This claim is found in the ELM and ML-ELM classifier types. In the Movement type, PSD has the best accuracy on the combination with ML-ELM 0.92. As for DWT, the performance is owned by ELM with an accuracy of 0.95.

For imagery types, ML-ELM has the best accuracy on PSD with an accuracy of 0.93. In DWT, ML-ELM also has the best performance with a value of 0.96, while ELM has an accuracy of 0.958. Related to the performance of each classifier, then analyzing of head-to-head comparison data is needed for each task. It can be known by adding up the overall accuracy contained in the nine extraction features used. The best performance data can be seen in Figure 4. The results show that ML-ELM has the best performance compared to the other three classifiers. The total accuracy obtained by ML-ELM on the nine feature extractions are 5.47 for movement task and 5.28 for imagery task. Even so, ELM has almost the same performance as ML-ELM, with a value of 5.40 for imagery and 5.25 for movement.

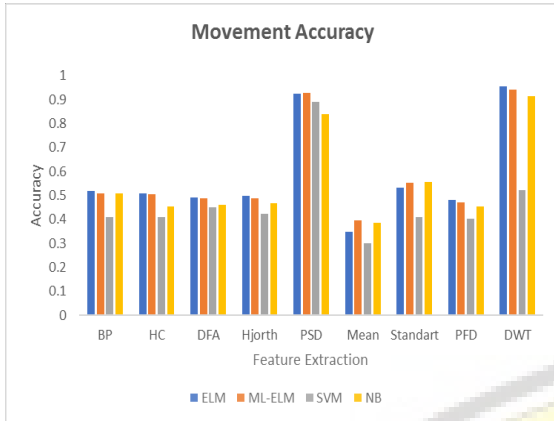


Figure 2. Performance results of each clasification method pairs in movement task

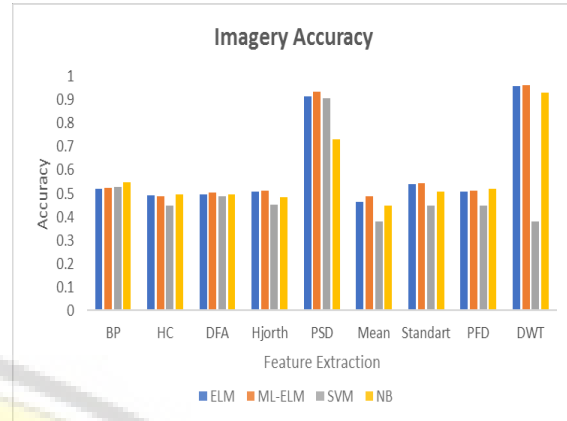


Figure 3. Performance results of each clasification method pairs in imagery task

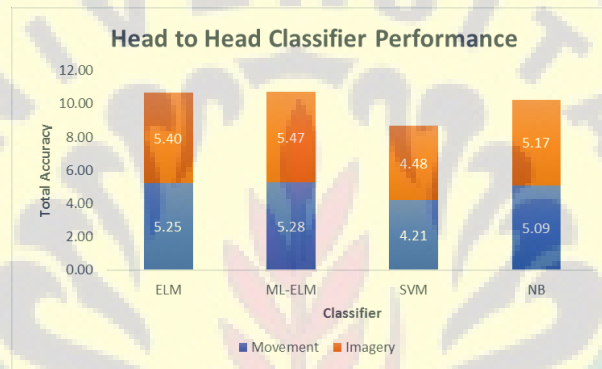


Figure 4. Total accuracy of classifier performace in each task

3.2. Testing method 2

This test was performed for different structures of ML-ELM. The test was intended to determine the effect of changing the number of hidden layers and neurons on the accuracy results. The results are presented in Figures 5 and 6. Labels such as "PSD-I-15" describe the feature extraction type, type of movement ("I" or "M")–number of channels (15 or 41). The numbers along the x-axis are the combined numbers of hidden layers and neurons. The number of tens symbolizes the number of hidden layers and the unit number symbolizes the number of neurons. For example, 23 denotes three hidden layers with 1000 neurons in that layer and 30 neurons in the fourth layer. The selected numbers of channels (15 and 41) provided the highest accuracy in the previous test. The results of the present test are the average accuracies over the ten selected subjects.

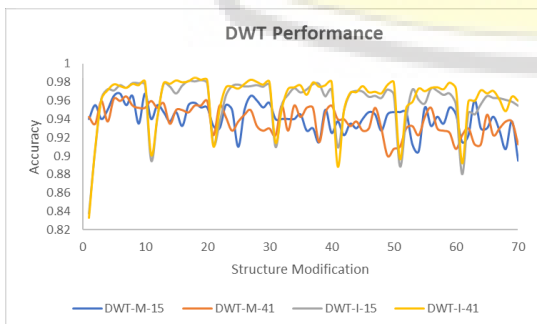


Figure 5. DWT performance in structure change of ML-ELM

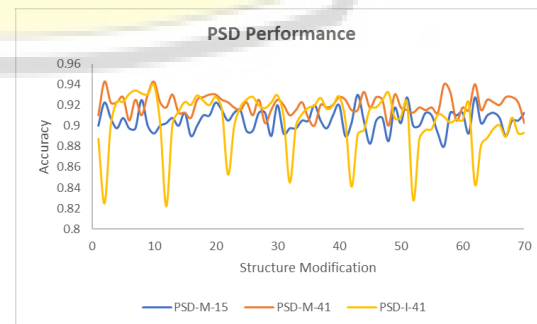


Figure 6. PSD performance in structure change of ML-ELM

From the results obtained indicate that the ML-ELM structure has a significant effect on the level of accuracy obtained. This proves that there is a need for tuning the ML-ELM structure in different types of tasks, feature extraction and the number of channels to get the best performance. For example in the task movement data with DWT extraction feature using 41 channels, it is found that the average of the accuracy of 10 subjects, the best performance is located in the 7th ML-ELM structure or with the structure [1000, 700] which means 1000 is the first number of neurons and 700 for neurons second. Whereas in other structures, it has fluctuating accuracy. The lowest value obtained is in the 49th structure (1000 neurons for layers 1 to 5 and 900 neurons for layer 6) with an accuracy of 0.9. Whereas the type of task imagery with DWT extraction feature uses 41 channels, the best structure is in structure number 17 (1000 neurons for layers 1 to 2 and 700 neurons in layer 3) with an accuracy of 0.984. When viewed in the use of a different number of channels, the best structure that is produced is also different. For example, on the use of channel number 15, DWT on imagery task has the best performance on structure number 6, and on the movement task has the best performance on structure number 19. This is also experienced on PSD feature extraction both on using the different number of channels and various tasks. However, when compared, DWT still has the best performance compared to PSD. When examined, the phenomenon that occurs in the form of fluctuating accuracy values is caused by underfitting and overfitting problems. This can be observed from Figure 5 and Figure 6. If with the addition of structure, the accuracy rate is getting better, then the system is underfitting. Conversely, if the addition of structure precisely decreases the accuracy level, it means the system is overfitting.

4. CONCLUSION

The results confirmed the superior classification performance of multilayer extreme learning machine (ML-ELM) over ELM, Support Vector Machine and Naive Bayes on almost every feature-extraction evaluation. Moreover, ML-ELM delivered its best results with DWT as feature extraction. The accuracy of ML-ELM depended on the number of channels used, the feature extraction, and the task. However, the accuracy was sometimes degraded by underfitting and overfitting problems, causing accuracy fluctuations in the results of different structure change. In this article, the combinations of feature extractions and classification methods were somewhat limited. In future research, the underfitting and overfitting problem will be resolved by combining ML-ELM with optimization algorithms. The second line of research is related to combinations of feature extractions. Instead of a single feature extraction, ML-ELM can be combined with several feature extractions. This is expected to improve the accuracy by increasing the ease of differentiating the data. Finally, one could apply additional filters.

ACKNOWLEDGEMENTS

We would like to thank the Directorate Research and Development, The Ministry of Research and Higher Education, the Republic of Indonesia for research funds under Post-doctoral Research Scheme Contract no. 175/SP2H/LT/DRPM/2019.

REFERENCES

- [1] L. Bi, X. Fan and Y. Liu, "EEG-Based Brain-Controlled Mobile Robots: A Survey," in *IEEE Transactions on Human-Machine Systems*, vol. 43, no. 2, pp. 161-176, March 2013.
- [2] O. Rahma, R. Hendradi and F. Ama, "Classifying imaginary hand movement through electroencephalograph signal for neuro-rehabilitation," *Walailak J Sci Technol*, vol. 16, no. 12, pp. 943-953, 2019.
- [3] S. A. Dewangga, H. Tjandrasa, D. Herumurti, "Robot motion control using the emotiv EPOC EEG system," *Bull Electr Eng Inf*, vol. 7, no. 2, pp. 279-285, 2018.
- [4] R. Martín-Clemente, J. Olias, D. B. Thiyam, A. Cichocki and S. Cruces, "Information theoretic approaches for motor-imagery BCI systems: review and experimental comparison," *Entropy*, vol. 20, no. 1, pp. 7:1-29, 2018.
- [5] N. E. Md Isa, A. Amir, M. Z. Ilyas and M. S. Razalli, "Motor imagery classification in brain computer interface (BCI) based on EEG signal by using machine learning technique," *Bull Electr Eng Inf*, vol. 8, no. 1, pp. 269-275, 2019.
- [6] A. Dey, S. Bhattacharjee and D. Samanta, "Recognition of motor imagery left and right hand movement using EEG," *2016 IEEE International Conference on Recent Trends in Electronics, Information & Communication Technology (RTEICT)*, Bangalore, pp. 426-430, 2016.
- [7] K. P. Thomas, N. Robinson, K. G. Smitha and A. P. Vinod, "EEG-based Discriminative Features During Hand Movement Execution and Imagination," *2018 15th International Conference on Control, Automation, Robotics and Vision (ICARCV)*, Singapore, pp. 883-888, 2018.
- [8] S. A. El-aal, R. A. Ramadan and N. I. Ghali, "EEG signals of motor imagery classification using adaptive neuro-fuzzy inference system," *Advances in Nature and Biologically Inspired Computing*, vol. 419, pp. 105-116, 2016.

- [9] A. Schwarz, P. Ofner, J. Pereira, A. I. Sburlea and G. R. Müller-Putz, "Decoding natural reach and grasp actions from human EEG," *J Neural Eng*, vol. 15, no. 1, pp. 1-23, 2017
- [10] X. Tang, J. Yang and H. Wan, "A hybrid SAE and CNN classifier for motor imagery EEG classification," In *Artificial Intelligence and Algorithms in Intelligent Systems, Proceedings of 7th Computer Science On-line Conference*, vol 2, pp. 265-278, 2018.
- [11] J. Moreira, M. Moreira, N. Pombo, B. M. C. Silva and N. M. Garcia, "Identification of real and imaginary movements in EEG using machine learning models," In *CMBEBIH: International Conference on Medical and Biological Engineering*, Banja Luka, pp. 469-474, 2019.
- [12] N. G. Ozmen, L. Gumusel and Y. Yang, "A biologically inspired approach to frequency domain feature extraction for EEG classification," *Comput Math Methods Med*, vol. 2018, pp. 19-24, 2018.
- [13] S. Razi, M. R. K. Mollaei and J. Ghasemi, "A novel method for classification of BCI multi-class motor imagery task based on Dempster-Shafer theory," *Inf Sci*, vol. 484, pp. 14-26, 2019.
- [14] A. Javed, Mohsin I. Tiwana, Moazzam I. Tiwana, N. Rashid, J. Iqbal, and U. S. Khan, "Recognition of finger movements using EEG signals for control of upper limb prosthesis using logistic regression," *Biomed Res*, vol. 28, no. 17, pp. 7361-7369, 2017.
- [15] S. Bhattacharya, K. Bhimraj, R. J. Haddad and M. Ahad, "Optimization of EEG-based imaginary motion classification using majority-voting," *SoutheastCon 2017*, Charlotte, NC, pp. 1-5, 2017,
- [16] T. Nguyen, I. Hettiarachchi, A. Khosravi, S. M. Salaken, A. Bhatti and S. Nahavandi, "Multiclass EEG data classification using fuzzy systems," *2017 IEEE International Conference on Fuzzy Systems (FUZZ-IEEE)*, Naples, pp. 1-6, 2017.
- [17] R. Chatterjee, T. Bandyopadhyay, D. K. Sanyal and D. Guha, "Comparative analysis of feature extraction techniques in motor imagery EEG signal classification," In: *Somani A., Srivastava S., Mundra A., Rawat S. (eds) Proceedings of First International Conference on Smart System, Innovations and Computing. Smart Innovation, Systems and Technologies*, vol. 79, pp. 73-83, 2018.
- [18] E. J. Rechy-Ramirez and H. Hu, "Bio-signal based control in assistive robots: a survey," *Digit Commun Netw*, vol. 1, no. 2, pp. 85-101, 2015.
- [19] C. Chen, K. Li, M. Duan and K. Li, "Extreme learning machine and its applications in big data processing," in *Big Data Analytics for Sensor-Network Collected Intelligence: Intelligent Data-Centric Systems*, Elsevier, 2017.
- [20] P. Tan, W. Sa and L. Yu, "Applying Extreme Learning Machine to classification of EEG BCI," *2016 IEEE International Conference on Cyber Technology in Automation, Control, and Intelligent Systems (CYBER)*, Chengdu, pp. 228-232, 2016.
- [21] D. Xiao, B. Li and Y. Mao, "A multiple hidden layers extreme learning machine method and its application," *Math Probl Eng*, pp. 1-10, 2017.
- [22] A. R. Mane, S. D. Biradar and R. K. Shastri, "Review paper on Feature Extraction Methods for EEG Signal Analysis," *Int J Emerg Trend Eng Basic Sci*, vol. 2, no. 1, pp. 545-552, 2015.
- [23] R. M. Parkavi, M. Shanthi and M. C. Bhuvaneshwari, "Recent trends in ELM and MLELM: a review," *Adv Sci Technol Eng Syst J*, vol. 2, no. 1, pp. 69-75, 2017.
- [24] Kasun LLC, Zhou H, Huang G-B et al, "Representational learning with ELMs for big data. *IEEE Intell Syst*, vol. 4, pp. 1-4, 2013.
- [25] H. Cho, M. Ahn, S. Ahn, M. Kwon and S. C. Jun, "EEG datasets for motor imagery brain computer interface," *GigaScience*, vol. 6, no. 7, pp. 1-7, 2017,
- [26] S. Sarraf, "EEG-Based Movement Imagery Classification Using Machine Learning Techniques and Welch's Power Spectral Density Estimation," *Am Sci. Res. J Eng Technol Sci*, vol. 33, pp. no. 1, 124-145, 2017.
- [27] M. Peker, "An efficient sleep scoring system based on EEG signal using complex-valued machine learning algorithms," *Neurocomputing*, vol. 207, pp. 165-177, 2016.
- [28] A. Adda and H. Benoudnine, "Detrended fluctuation analysis of EEG recordings for epileptic seizure detection," *2016 International Conference on Bio-engineering for Smart Technologies (BioSMART)*, Dubai, pp. 1-4, 2016.
- [29] A. Khorshidtalab, M. J. E. Salami and M. Hamed Khorshidtalab A, Salami MJE, Hamed M, "Robust classification of motor imagery EEG signals using statistical time-domain features," *Physiol Meas*, 34, no. 11, pp. 1563-1579, 2013.
- [30] P. Ghorbanian, D. M. Devilbiss, A. J. Simon, A. Bernstein, T. Hess and H. Ashrafuon, "Discrete wavelet transform EEG features of Alzheimer'S disease in activated states," *2012 Annual International Conference of the IEEE Engineering in Medicine and Biology Society*, San Diego, CA, 2012, pp. 2937-2940.