

**PUBLIKASI JURNAL**

**KONTAMINASI AIR CUCIAN ALAT MAKAN YANG TIDAK MENGALIR  
OLEH *SALMONELLA*, DI WARUNG MAKAN WILAYAH KAMPUS  
UNIVERSITAS JEMBER**

**Dr. dr. Enny Suswati, MKes**  
**NIP 197002141999032001**  
**. Staf Pengajar Lab. Mikrobiologi**  
**. Fakultas Kedokteran Universitas Jember**



**KEMENTERIAN PENDIDIKAN, KEBUDAYAAN,  
RISET DAN TEKNOLOGI  
UNIVERSITAS JEMBER**

**Karya Ilmiah dipresentasikan pada:  
PIT-PAMKI) 12-13 Oktober 2013 di Semarang**



**Pertemuan Ilmiah Tahunan PAMKI 2013**  
(Perhimpunan Dokter Spesialis Mikrobiologi Klinik Indonesia)

# **The Challenges of MDRO Infections Towards The Implementation of Patient Safety**

## **ABSTRACT BOOK**

### **Workshop**

11 & 13 October 2013  
Dr. Kariadi Hospital Semarang

### **Symposium & Exhibition**

12-13 October 2013  
Gumaya Tower Hotel Semarang

**ABSTRACT BOOK**

**PERTEMUAN ILMIAH TAHUNAN PAMKI 2013  
(PERHIMPUNAN DOKTER SPESIALIS MIKROBIOLOGI KLINIK)**

**Theme :  
The Challenges of MDRO Infections Toward  
The Implementation of Patient Safety**

**Semarang, 12 – 13 October 2013**

**TABLE OF CONTENTS**

Preface – Chairman of Organizing Committee	3
Foreword – Chairman of Indonesian Society for Clinical Microbiology (PAMKI)	5
Conference Organizers	8
Conference Schedule	11
List of Abstract	21
Keynote Speech and Plenary Lecture	29
Symposium	33
Poster presentation	69
Floor Plan	101
List of Sponsors	102

**Preface – Chairman of the Organizing Committee**

Dear colleagues and friends,

It is our great pleasure to invite all of you to participate the Annual Scientific Meeting of Indonesian Society for Clinical Microbiology (PIT-PAMKI) 2013, which will be held on October 12-13 in Semarang, Indonesia.

The theme of PIT-PAMKI 2013 is The Challenges of MDRB Infections toward The Implementation of Patient Safety.

This symposium will be of great importance for those who involve in the never ending fight against infectious diseases. Since most of the appropriate strategic approach to combat MDRB infection are not always easy and feasible in most centers, this symposium will discuss how to achieve the best result for patient safety.

This event is organized by PAMKI in collaboration with other experts, professional and clinicians from Indonesia and foreign countries. This event will enable all of you to share and discuss how to solve MDRB infection which in turn will support your medical practices especially towards the prudent use of antimicrobials.

Please make sure not to miss the opportunity to participate in this great event.

We look forward to welcoming you to Semarang

with great regards

Dr. Irena Dwi Hastuti, MD, PhD, FRCM

The challenges of mobile infections  
Towards the implementation  
of Patient Safety

Conference Organizers

PATRON:

- 1. Direktur Utama RSUP Dr. Kariadi
- 2. Rektor Universitas Diponegoro

STEERING COMMITTEE:

- 1. Prof. dr. Sam Suharto, Sp.MK(K)
- 2. Prof. Dr. dr. Kuntaman, MS, Sp.MK(K)
- 3. Prof. dr. dr. Sanarto Santoso, DTM&H, Sp.MK(K)
- 4. Prof. dr. usman Chaib Warsa, PhD, Sp.MK(K)
- 5. Prof. Dr. dr. Hendro Wahyono, DMW, MscTropmed, Sp.MK(K)

ORGANIZING COMMITTEE:

Chairman:  
Prof. Dr. dr. Winarto, DMM, Sp.M(K), Sp.MK

Vice Chairman:  
dr. Bambang Isbandrio, Sp.MK(K)

Secretary:  
dr. Iva Pusptasari, Sp.MK  
dr. Rebrharina Hapsari  
dr. Ridho Wahyutomo

Treasurer:  
dr. Endang Srilestari, PhD  
dr. Mujahidah

Fund Raiser:  
Prof. Dr. dr. Kuntaman, MS, Sp.MK(K)  
Prof. Dr. dr. Hendro Wahyono, DMM, MscTropmed, Sp.MK(K)  
dr. Bambang Isbandrio Sp.MK(K)  
dr. Musrichan Adisaputro, MPH, PMK, Sp.PD

The challenges of mobile infections  
Towards the implementation  
of Patient Safety

Scientific committee:

Prof. Dr. dr. Hendro Wahyono, DMM, MscTropmed, Sp.MK(K)  
Prof. dr. Tri Nur Kristina, DMM, M.Kes, PhD  
dr. Subakir, Sp.MK(K), Sp.KK(K)  
dr. Helmia Farida, M.Kes, Sp.A  
dr. Purnomohadi, MSI  
dr. Maryanti/MSI

Accommodation:

dr. Iva Pusptasari, Sp.MK  
dr. Desvita Sari  
dr. Masriyah  
dr. Adhita Anandani

Program Organizer:

dr. Musrichan Adisaputro, MPH, PMK, Sp.PD  
dr. V. Rieke Eptaningtyas  
dr. Lenyandita Widyanicho  
dr. Susanti Handika Firmanti, M.Sc  
Indarto SMM


General Affairs:

dr. Endang Srilestari, PhD  
dr. Mujahidah  
dr. Bambang Isbandrio, Sp.MK(K)  
dr. Rebrharina Hapsari  
dr. Ridho Wahyutomo  
dr. Musrichan Adisaputro, MPH, PMK, Sp.PD

International Health Day 2013  
The Challenges of MRSA Infections  
Towards The Implementation  
of Patient Safety



International Health Day 2013  
The Challenges of MRSA Infections  
Towards The Implementation  
of Patient Safety



**CONFERENCE SCHEDULE**  
**WORKSHOP 1**

"The Second Indonesian Clinical Microbiology Course"  
Friday, 11 October 2013  
Aula Auditorium RSUP Dr. Kariadi

07:30 - 08:00	Registration
08:00 - 08:30	Opening Prof. Dr. dr. Hendro Wahyono, M.Sc.TropMed., SPMK(K)
08:30 - 09:45	Session 1: Case session Moderator: Prof. Dr. dr. Hendro Wahyono, DMW, M.Sc.TropMed., SPMK(K) PRE-TEST
08:45 - 09:00	Role of clinical microbiology in clinical setting Prof. Henri A Verburgh, MD, Ph.D (the Netherlands)
09:00 - 09:35	AST Interpretation (EUCAST) Prof. Johan W. Mouton, MD, Ph.D (the Netherlands)
09:35 - 09:50	Case studies (3 groups)
09:50 - 10:00	Coffee break
10:00 - 11:30	Session 2: Laboratory and Ward session Coordinator: Prof. Dr. dr. Hendro Wahyono, DMW, M.Sc.TropMed., SPMK(K)
11:30 - 11:50	Laboratory observation to observe microbiological assay results and to check lab work:
	<ul style="list-style-type: none"> <li>1. Bacterial Identification</li> <li>2. AST</li> <li>3. Serological Assay</li> <li>4. Patient observation</li> <li>5. In visit patient at ICU ward and to check clinical status</li> <li>6. EM observation</li> <li>7. Physical examination</li> </ul>
	<p>Facilitator:</p> <ul style="list-style-type: none"> <li>Prof. Henri A Verburgh, MD, Ph.D</li> <li>Prof. Johan W. Mouton, MD, Ph.D</li> <li>Prof. dr. dr. Kusuman, MS, Sp. SAK(K)</li> <li>Prof. dr. dr. Hendro Wahyono, M.Sc.TropMed., DMW, Sp. SPMK(K)</li> </ul>

Perkembangan terbaru, Oktober 2013  
 The Challenges of MRSA Infections  
 Towards The Implementation  
 of Patient Safety

11.00 – 11.30	Group discussion
11.30 – 13.00	Lunch & Friday Pray
	Session 3. Presentation session Moderator : Prof. Dr. dr. Kuntaman, M.S. Sp.MK(K)
13.00 – 13.30	Presentation of case 1 (group A)
13.30 – 14.00	Presentation of case 2 (group B)
14.00 – 14.30	Presentation of case 3 (group C)
14.30 – 15.30	Discussion Facilitator : Prof. Henri A Verbrugh, MD, Ph.D Prof. Johan W. Mouton, MD, Ph.D Prof. Dr. dr. Kuntaman, MS, Sp.MK(K) Prof. Dr. dr. Hendro Wahyono, M.Sc.TropMed., DMM, Sp.MK(K) dr. Jati Listyanto Pujo, Sp.An-KIC dr. Johan Arifin, Sp.An-KIC dr. Retnangsih, Sp.S, KIC
15.30 – 15.45	Closing
15.45 – 16.15	Coffee break

Perkembangan terbaru, Oktober 2013  
 The Challenges of MRSA Infections  
 Towards The Implementation  
 of Patient Safety

**WORKSHOP 2**  
 "Hospital Antimicrobial Resistance Control Management (Program  
 Pengendalian Resistensi Antimikroba di Rumah Sakit) Course"  
 Friday, 11 October 2013  
 Aula Diklat RSUP Dr. Kariadi

07.30 – 08.20	Registration
08.20 – 08.30	Opening Prof. Dr. dr. Winarto, DMM, Sp.Mk, Sp.M(K)
	Session 1
08.30 – 09.00	Overview workshops scope Facilitator : dr. Hari Parathon, Sp. OG(K) Marlyatul Qibiyah, S.Si., Apt., SPFRS dr. MIMDEAH Hapsari, Sp.A(K) dr. Helmla Farida, Mkes, Sp.A
09.00 – 09.45	Global problems and strategies for antimicrobial resistance control (A Hospital Director's Perspective) dr. Bambang Wilbowo, Sp. OG(K)
09.45 – 10.00	Coffee break
	Session 2
10.00 – 10.45	Principles of antimicrobial therapy dr. EMMERAH Hapsari, Sp.A(K)
10.45 – 10.50	Principles of antimicrobial surgical prophylaxis and other measures to control surgical site infection dr. Hari Parathon, Sp. OG(K)
10.50 – 11.15	The role of pharmacy dept in antimicrobial resistance control program Maryatul Qibiyah, S.Si, Apt., SPFRS Discussion
11.15 – 11.30	Lunch & Friday praying
11.30 – 11.55	Session 3
11.55 – 12.00	The role of clinical microbiology in antimicrobial resistance control program Prof. Dr. dr. Hendro Wahyono, M.Sc.TropMed., DMM(K)

Poster Session: 10th October 2013  
 The Challenges of MRSA Infections  
 Towards the Implementation  
 of Patient Safety



Poster Session: 10th October 2013  
 The Challenges of MRSA Infections  
 Towards the Implementation  
 of Patient Safety



13.25 – 13.50	The role of Infection Prevention Committee (PPI) in antimicrobial resistance control program dr. Najatullah, Sp.BP-RE
13.50 – 14.00	Discussion
14.00 – 14.45	Case simulation and discussion Facilitator : dr. Hari Parathon, Sp. OG(K) Marilyatul Qibiyah, S.Si., Apt., SpFRS dr. MMDEAH Hapsari, Sp. AK(K) dr. Helmia Farida, MKes, Sp. A
14.45 – 15.45	Workshop : Microbiology Data Management 'Early Warning System for MDROs and Tracing HAIs' Becton Dickinson & Co.
15.45 – 16.00	Closing
16.00 – 16.15	Coffee break

**PAMKI MEETING :**

Day : Friday, 11 October 2013  
 Time : 16.45–17.45 WIB  
 Venue : Sakura Room Gumaya Tower Hotel  
 Coordinator : Prof. Dr. dr. Kuntaman, MS, Sp. MK (K)

**RESIDEN MEETING :**

Day : Friday, 11 October 2013  
 Time : 16.45–17.45 WIB  
 Venue : Garuda Room Gumaya Tower Hotel

**DINNER AND WELCOME PARTY**

Day : Friday, 11 October 2013  
 Time : 19.00–21.30 WIB  
 Venue : Ballroom - Gumaya Tower Hotel

**SIMPOSIUM DAY 1**  
 "The Challenges of MDRO Infections"  
 Saturday, 12 October 2013  
 Ballroom – Gumaya Tower Hotel

08.00 – 08.45	Registration
08.45 – 09.00	Opening remark: Chairman of PIT PAMKI Committee
09.00 – 09.30	Keynote and opening speech: Implementation of Antimicrobial Stewardship on Patient safety Sekjen Kemenkes : dr. Supriantoro, Sp.P
09.30 – 10.00	Plenary Lecture: Health Care Problems Associated with Antibiotic-resistant Infections Prof. Henri A. Verbrugh, MD, Ph.D
10.00 – 10.15	Coffee break
10.15 – 10.45	Symposium I "MDROs – Sepsis" Moderator: dr. Anis Karunawati, Ph.D, Sp.MK(K)
10.45 – 11.05	Prevention and Control of Multidrug-resistant Organisms (MDROs) Outbreak in Healthcare and Community Settings Prof. Henri A Verbrugh, MD, Ph.D
11.05 – 11.35	Pathogenesis of sepsis : New Concepts and Implications for Future Treatment in Term of MDROs Infection Prof. Dr. dr. H. A. Guntur Hermawan, SpPD-KPTI-FINASIM
11.35 – 11.45	Role of Intensivist in Multidrug-resistant Organisms-induced sepsis Dr. Frans IV. Pengalis, SpPD-KIC
11.45 – 11.55	Experiences in supporting sepsis patients with Antibiogram Dr. Rahmatigibni, Sp.S, KIC
11.55 – 12.00	Discussion





### POSTER PRESENTATION

Posters should be put up on the board that has been provided on Saturday, October 12th, 08.00 am until Sunday, October 13, 12.00 am.  
 Presentation of poster will be held on :  
 Day | Saturday, 12 October 2013  
 Time | 15.00-16.00 WIB  
 Venue | Poster Exhibition Room

### DINNER AND KNOWLEDGE TEST OF CLINICAL MICROBIOLOGY

Day | Saturday, 12 October 2013  
 Time | 18.00-18.45 WIB (Dinner)  
 19.00-21.30 WIB (Test)  
 Venue | Ballroom Gunungaya Tower Hotel

12.00 – 13.00	Lunch
13.00 – 13.20	MDR TB control in Indonesia Prof. Dr. dr. Agus Sjahrachman, Sp.MK(K)
13.20 – 13.40	Clinical experiences in The Management of MDR TB Infections Dr. dr. Reviono Sp.P(K)
13.40 – 14.50	Discussion Coffe break
14.50 – 15.10	Symposium III "Fungal drug resistance : Microbiology and Clinical Views" Moderator: Prof. Dr.dr. Edi Bagus Wastio, MS, Sp.MK(K)
15.10 – 15.30	Azole Resistance in Fungal Diseases Prof. Johan W Mouton, MD, Ph.D
15.30 – 15.40	The Supporting and Therapeutic Approach to Fungal Infections in Critical Care Settings dr. Anang Achmadi, Sp.An -KIC
15.40 – 16.00	Discussion Symposium IV "Clostridium difficile Infection: New Insights into Management" Moderator: Prof. Dr.dr. Sanata Santoso, DIMA&H, Sp.MK(K)
16.00 – 16.20	Pathogenesis and diagnosis of <i>Clostridium difficile</i> infections Prof. Thomas V. Riley, MappEpid, Ph.D, FASM, FAAM, FRCPath, FFSc (RCPA)
16.20 – 16.30	Fecal transplantation in management of <i>Clostridium difficile</i> infections Prof. H.A. Verbrugh, MD, Ph.D
	Discussion

Persepolis Journal of Infection Control, 2013  
The Challenges of MRSA Infections  
Towards The Implementation  
of Patient Safety



Persepolis Journal of Infection Control, 2013  
The Challenges of MRSA Infections  
Towards The Implementation  
of Patient Safety



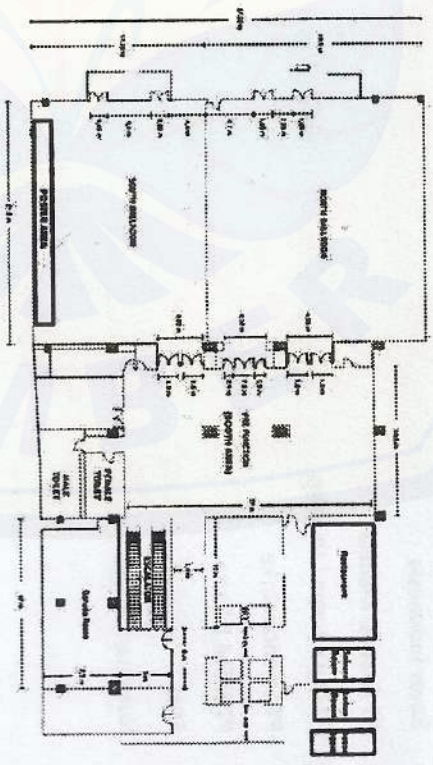
### CONTAMINATION OF STAGNANT WATER FOR CLEANING KITCHEN TOOLS BY SALMONELLA AT CAFES NEARBY CAMPUS OF JEMBER UNIVERSITY

Emy Suswati, Herru Adriansyah  
\*Microbiology Laboratory, Medical Faculty, University of Jember,  
Indonesia  
Email : emy\_suswati@yahoo.com

The objective of study is to explore contamination of *Salmonella* to washing water at cafes nearby campus of Jember University, and to measure the percentage of positively *Salmonella*-contaminated washing water. The amount of sample of this study is 30% of population selected using systematic random sampling. Samples of water were collected using sterile cotton buds, which was transported into sterile sealed glass tubes to be examined using SSA medium, area and indol tests. Data were analyzed using qualitative uni-variate system. The results show that there were 153 cafes located at four main roads, and 110 (72%) of them used stagnant water, and this figures were considered as population for this study. Examination of 33 samples using active media and robust test show that 11 samples were positively contaminated by *Salmonella* at percentage of 33.3%. The figure is considered adequate to substantiate that *Salmonella* can be found in stagnant washing water. In conclusion, stagnant water used by 72% of total cafes for washing kitchen tools have been positively contaminated by *Salmonella* at percentage of 33.3%.

**Keywords:** cafes, washing water, *Salmonella typhi*

FLOOR PLAN





## KONTAMINASI AIR CUCIAN ALAT MAKAN YANG TIDAK MENGALIR OLEH SALMONELLA, DI WARUNG MAKAN WILAYAH KAMPUS UNIVERSITAS JEMBER CONTAMINATION OF STAGNANT WATER FOR CLEANING KITCHEN TOOLS BY SALMONELLA AT CAFES NEARBY CAMPUS OF JEMBER UNIVERSITY



Enny Suswati, Herru Adriansyah

\*Microbiology Laboratory, Medical Faculty, University of Jember, Indonesia  
Email : enny\_suswati@yahoo.com

### ABSTRACT

The objective of study is to explore contamination of Salmonella to washing water at cafes nearby campus of Jember University, and to measure the percentage of positively Salmonella-contaminated washing water. The amount of sample of this study is 30% of population selected using systematic random sampling. Samples of water were collected using sterile cotton buds, which was transported into sterile sealed glass tubes to be examined using SSA medium, urea and indol tests. Data were analyzed using qualitative uni-variate system. The results show that there were 153 cafes located at four main roads, and 110 (72%) of them used stagnant water, and this figures were considered as population for this study. Examination of 33 samples using active media and robust test show that 11 samples were positively contaminated by Salmonella at percentage of 33.3%. The figure is considered adequate to substantiate that Salmonella can be found in stagnant washing water. In conclusion, stagnant water used by 72% of total cafes for washing kitchen tools have been positively contaminated by Salmonella at percentage of 33.3%.

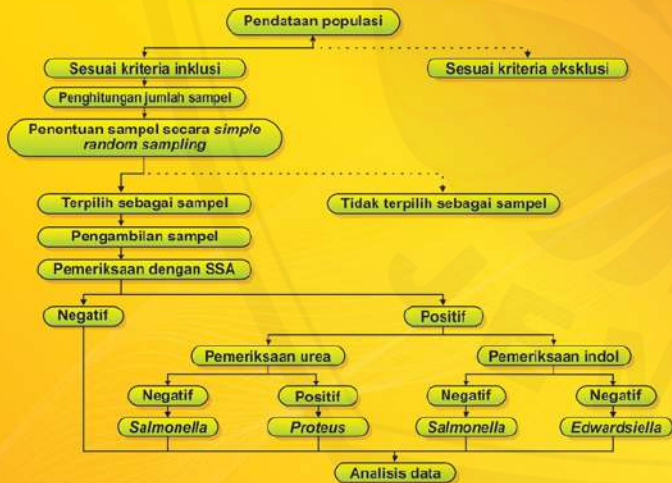
Keywords: cafes, washing water, *Salmonella typhi*

### LATAR BELAKANG

Di Indonesia penderita demam tifoid cukup banyak diperkirakan 800/100.000 penduduk pertahun dan tersebar di mana-mana. Ditemukan hampir sepanjang tahun, tetapi terutama pada musim panas. Demam tifoid dapat ditemukan pada semua umur, tetapi yang paling sering pada anak umur 5-9 tahun dan laki-laki lebih banyak dari perempuan dengan perbandingan 2-3:1 (Kadang, 2005). Demam tifoid di Indonesia dapat ditemukan sepanjang tahun dan insiden tertinggi di daerah endemik terjadi pada anak-anak. Sumber penularan *Salmonella typhi* adalah pasien dengan demam tifoid dan karier. Di daerah endemik, penularan terjadi melalui air yang tercemar *Salmonella typhi*, sedangkan makanan yang tercemar oleh karier merupakan sumber penularan tersering di daerah non-endemik (Waa, 2003).

Lingkungan kampus dimana banyak mahasiswa yang tidak tinggal bersama orang tua dan kebanyakan mengkonsumsi makanan yang didapat dari penjual makanan, baik warung makan, restoran, usaha katering ataupun pedagang keliling. Aspek sanitasi penjual makanan sangat mempengaruhi kesehatan mahasiswa. Penyebaran penyakit *fecal oral* seperti tifoid dan paratifoid dengan mudah dapat meluas, penularan ini bisa terjadi lewat makanan, minuman dan/atau alat makan. Hal ini dipengaruhi oleh kebiasaan penjual dalam proses pengolahan, penyimpanan makanan sementara dan penyajian makanan. Selain itu pengolahan dan pembuangan limbah yang tidak dikontrol dapat mencemari makanan. Kebiasaan mahasiswa juga merupakan salah satu faktor yang mempengaruhi sanitasi dan kesehatan lingkungan kampus dalam penyebaran penyakit ini.

### METODE PENELITIAN



Gambar 1. Alur Penelitian

### HASIL PENELITIAN

Penelitian ini dilakukan di empat jalan utama yang mengelilingi kampus Universitas Jember, didapatkan data yang tertera pada Lampiran A. Dari data tersebut, diketahui total warung makan yang terdapat adalah 153 warung, berdasarkan letak warung makan maka distribusi warung makan yang terdapat di jalan Kalimantan sebanyak 57 warung, jalan Jawa sebanyak 65 warung, jalan Riau sebanyak 9 warung dan jalan Mastrip sebanyak 26 warung.

Berdasarkan jenis air cuci yang digunakan terdapat 42 warung menggunakan air cuci yang mengalir dan 110 warung yang menggunakan air cuci yang tidak mengalir, dan 1 warung yang tidak memiliki fasilitas makan ditempat.

Tabel 1 Jumlah Warung Makan Berdasarkan Jenis Air Cucian

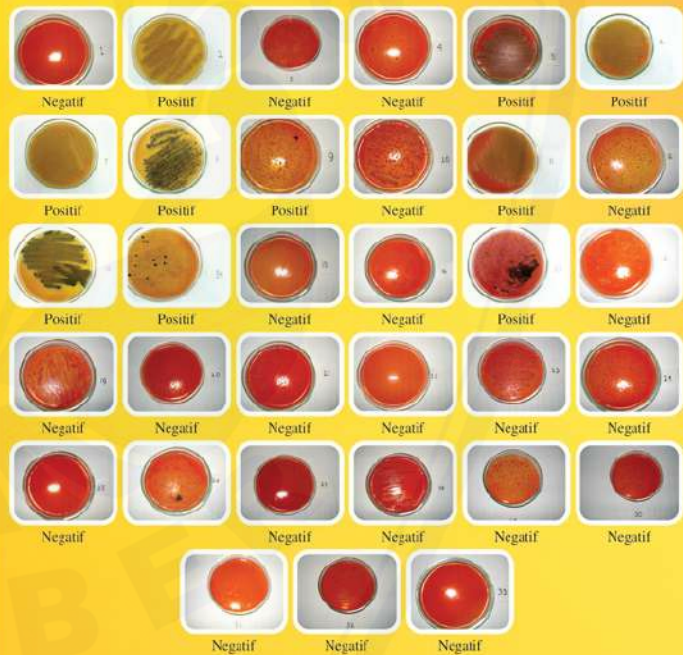
No	Jenis Air Cucian	Jumlah Warung
1	Mengalir	110
2	Tergenang	42
3	Tidak ada	1

### HASIL PENELITIAN

Tabel 2 Hasil Pemeriksaan

No	Jenis Pemeriksaan	Hasil		Keterangan
		Positif	Negatif	
1	SSA	11	22	-
2	Uji urea	-	11	Positif <i>Salmonella</i>
3	Uji indol	-	11	Positif <i>Salmonella</i>

### Hasil Pemeriksaan SSA



### Hasil Pemeriksaan Biokimia



Keterangan: semua hasil adalah negatif

### KESIMPULAN

Dari penelitian yang telah dilakukan maka dapat diambil kesimpulan yaitu total warung makan sebanyak 153 warung, diantaranya terdapat 110 warung makan yang menggunakan air cuci tidak mengalir dengan prosentasi kontaminasi *Salmonella* sebesar 33,3%.

Annual Scientific Meeting of Indonesian Society for Clinical Microbiology (PIT – PAMKI) 2013



# The Challenges of MDRO Infections

## Towards The Implementation of Patient Safety

### Certificate of Appreciation

This certificate is presented to

**dr. ENNY SUSWATI, M.Kes**

In recognition of your valuable contribution as  
**PRESENTER**

In SYMPOSIUM “The challenges of MDRO infections towards the implementation of patient safety”

October 12 -13, 2013 /Gumaya Tower Hotel, Semarang, Indonesia

SK PB IDI No. : 667/PB/A.4/09/2013

PARTICIPANT : 8 SKP, SPEAKER : 12 SKP, MODERATOR : 4 SKP, COMMITTEE : 2 SKP

Prof. dr. Sam Suharto, Sp.MK(K)  
Chairman of Indonesian Society for Clinical Microbiology  
(PAMKI)



Prof. Dr. dr. Winarto, Sp.MK., Sp.M(K)  
Chairman of Annual Scientific Meeting of Indonesian Society for Clinical Microbiology  
(PIT-PAMKI)